

# VOLUME IV

## Construction



### Annex I Construction Drawings








## **FINAL RESETTLEMENT PLAN ANNEX I: CONSTRUCTION PLANS**






**MOZAMBIQUE GAS DEVELOPMENT**

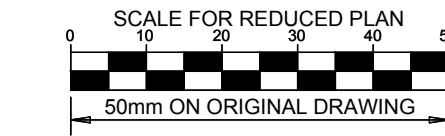
|   |                                   |  |  |
|---|-----------------------------------|--|--|
|  | <i>Mozambique Gas Development</i> |  | <br>Moçambique Área 1, Lda<br><br> |
|   | Resettlement Plan                 |  |  |
|   | Annex I: Construction drawings    |  |  |
| Rev. 1  | Rev Date: 27-May-16               |  |  |

## Table of Contents

|  |     |
|--|-----|
| 1. ADMINISTRATIVE POST .....               | 1   |
| 2. ADMINISTRATIVE POST STAFF HOUSING ..... | 27  |
| 3. BUS STATION .....                       | 40  |
| 4. CEMETERY.....                           | 50  |
| 5. CLINIC.....                             | 55  |
| 6. CLINIC STAFF HOUSING .....              | 97  |
| 7. COMMUNITY CENTRE.....                   | 106 |
| 8. ELECTRICAL.....                         | 140 |
| 9. MARKET .....                            | 188 |
| 10. MASS EARTH WORKS .....                 | 199 |
| 11. MOSQUE .....                           | 211 |
| 12. MULTIPURPOSE BUILDING.....             | 236 |
| 13. POLICE STAFF HOUSING.....              | 242 |
| 14. POLICE STATION .....                   | 256 |
| 15. PRIMARY SCHOOL.....                    | 281 |
| 16. PUBLIC TOILET .....                    | 320 |
| 17. REPLACEMENT HOUSE .....                | 327 |
| 18. REPLACEMENT VILLAGE.....               | 356 |
| 19. ROADS .....                            | 366 |
| 20. SCHOOL STAFF HOUSING .....             | 409 |
| 21. URBAN PLANNING.....                    | 423 |
| 22. VILLAGE CENTRE .....                   | 425 |
| 23. WATER .....                            | 427 |

|   |                                   |  |  |
|---|-----------------------------------|--|--|
|  | <i>Mozambique Gas Development</i> |  | <br>Moçambique Área 1, Lda<br><br> |
|   | Resettlement Plan                 |  |  |
|   | Annex I: Construction drawings    |  |  |
| Rev. 1  | Rev Date: 27-May-16               |  |  |

## 1. ADMINISTRATIVE POST



**NOTES**

ESTE DESENHO É PARA SER LIDO EM CONJUNTO COM:  
**THIS DRAWING IS TO BE READ IN CONJUNCTION WITH:**  
 ARCHITECTURAL  
 EA-MZ-CI0100-WOR-E04-00015-01  
 EA-MZ-CI0100-WOR-E04-00400-01  
 EA-MZ-CI0100-WOR-E04-00405-01  
 EA-MZ-CI0100-WOR-E05-00032-01  
 EA-MZ-CI0100-WOR-E04-00016-01  
 EA-MZ-CI0100-WOR-E05-00047-01  
 EA-MZ-CI0100-WOR-E04-00016-02  
 STRUCTURAL  
 EA-MZ-CI0100-WOR-E05-00416-01  
 EA-MZ-CI0100-WOR-E05-00417-01  
 EA-MZ-CI0100-WOR-E05-00456-01  
 EA-MZ-CI0100-WOR-E05-00457-01  
 EA-MZ-CI0000-WOR-E05-00054-01  
 WATER  
 EA-MZ-CI0100-WOR-E05-00106-01  
 EA-MZ-CI0100-WOR-E05-00107-01  
 EA-MZ-CI0100-WOR-E05-00495-01  
 EA-MZ-CI0100-WOR-E05-00495-02  
 EA-MZ-CI0100-WOR-E05-00495-03  
 ELECTRICAL  
 EA-MZ-CI0100-WOR-E02-00432-01  
 EA-MZ-CI0100-WOR-E02-00433-01  
 EA-MZ-CI0100-WOR-E02-00430-01  
 EA-MZ-CI0100-WOR-E02-00435-01

**ISSUED FOR CONSTRUCTION**

WorleyParsons RSA retains the copyright in all intellectual property, including designs and/or documents prepared in terms of this appointment for the project covered by the appointment. The client may use the designs and/or documents for the sole purpose of their intended use on this project only subject to payment for the design having been received. Use for any other purpose, whether or not the design and/or documents have been paid for constitutes an infringement of copyright, and all rights are reserved.  
 All dimensions must be verified on site before the works commence. Refer any discrepancies to the Engineer. Copyright reserved

**REVISIONS**

| NO. | DATE     | CHECKED BY | DONE BY | DESCRIPTION                |
|-----|----------|------------|---------|----------------------------|
| A   | 12/08/15 | MM         | AP      | ISSUED FOR INTERNAL REVIEW |
| B   | 12/08/15 | MM         | AP      | ISSUED FOR DETAIL DESIGN   |
| C   | 10/09/15 | MM         | AP      | ISSUED FOR SQUAD CHECK     |
| D   | 31/10/15 | MM         | AP      | ISSUED FOR CLIENT REVIEW   |
| E   | 16/11/15 | MM         | AP      | ISSUED CLIENT APPROVAL     |
| 0   | 25/11/15 | MM         | AP      | ISSUED FOR CONSTRUCTION    |

**WorleyParsons**  
 resources & energy  
 39 MELROSE BOULEVARD, MELROSE ARCH, JOHANNESBURG  
 P.O. Box 61232, MARSHALTTOWN, 2107  
 TEL: +27 (0)11 218 3000  
 FAX: +27(0)11 218 3100  
 www.worleyparsons.com  
 WorleyParsons RSA (Pty) Ltd.

**MESCA**  
 arquitectos

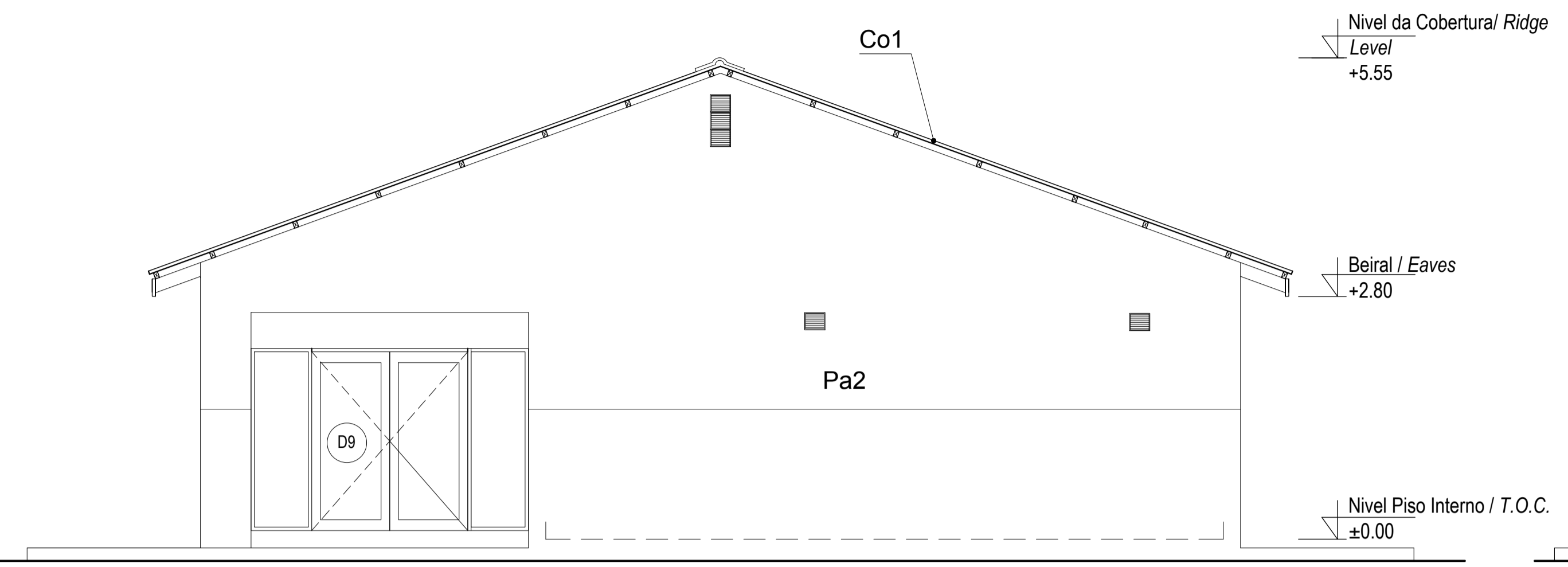
|                      | NAME         | SIGNATURE | DATE |
|----------------------|--------------|-----------|------|
| DRAWN BY:            | AP           |           |      |
| CHECKED:             | MM           |           |      |
| DESIGNER:            | AP           |           |      |
| PR ENG:              |              |           |      |
| PROJECT ENG MANAGER: | L PADAYACHEE |           |      |
| LOCAL PR ENG:        |              |           |      |
| CLIENT:              |              |           |      |

**MOZAMBIQUE**  
 GAS DEVELOPMENT PROJECT

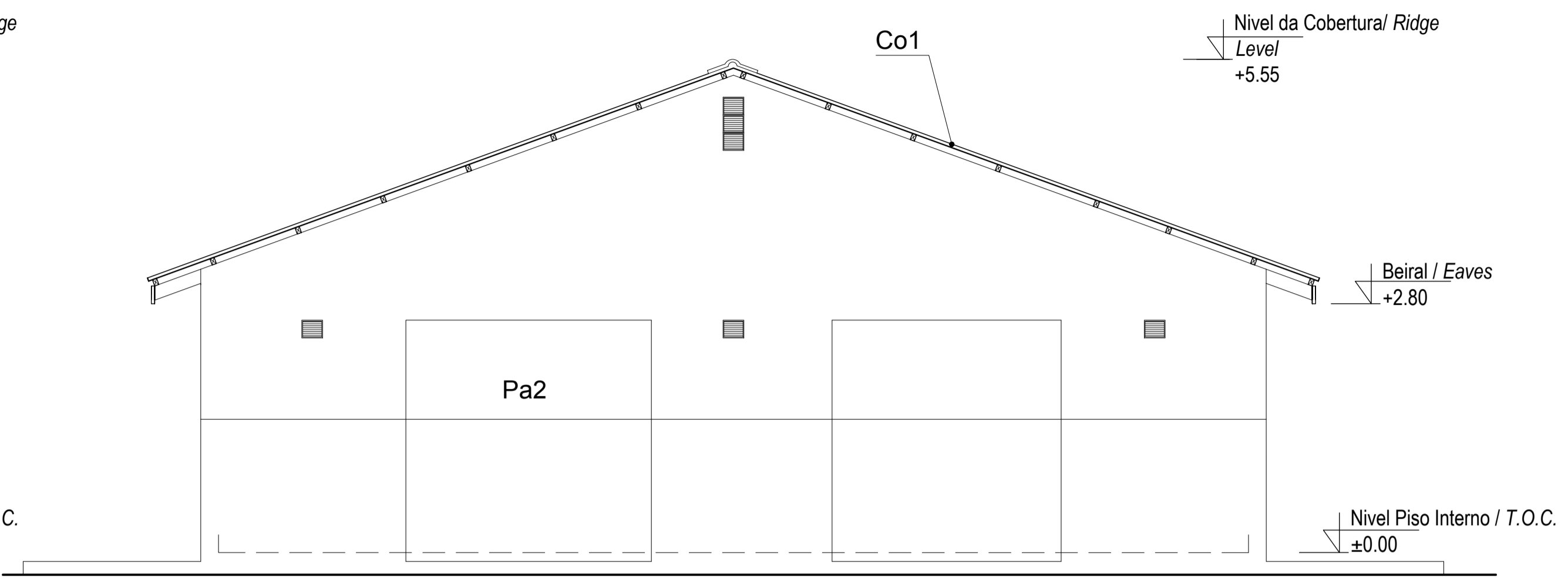
**Anadarko**  
 Moçambique Area 1, Lda

PROJECT  
**AMA 1**  
**RESETTLEMENT VILLAGE**  
 DRAWING DESCRIPTION  
 POSTO ADMINISTRATIVO - LAYOUT DO BLOCO 1 FOLHA 2 DE 3  
 LOCAL ADMIN - BLOCK 1 LAYOUT SHEET 2 OF 3

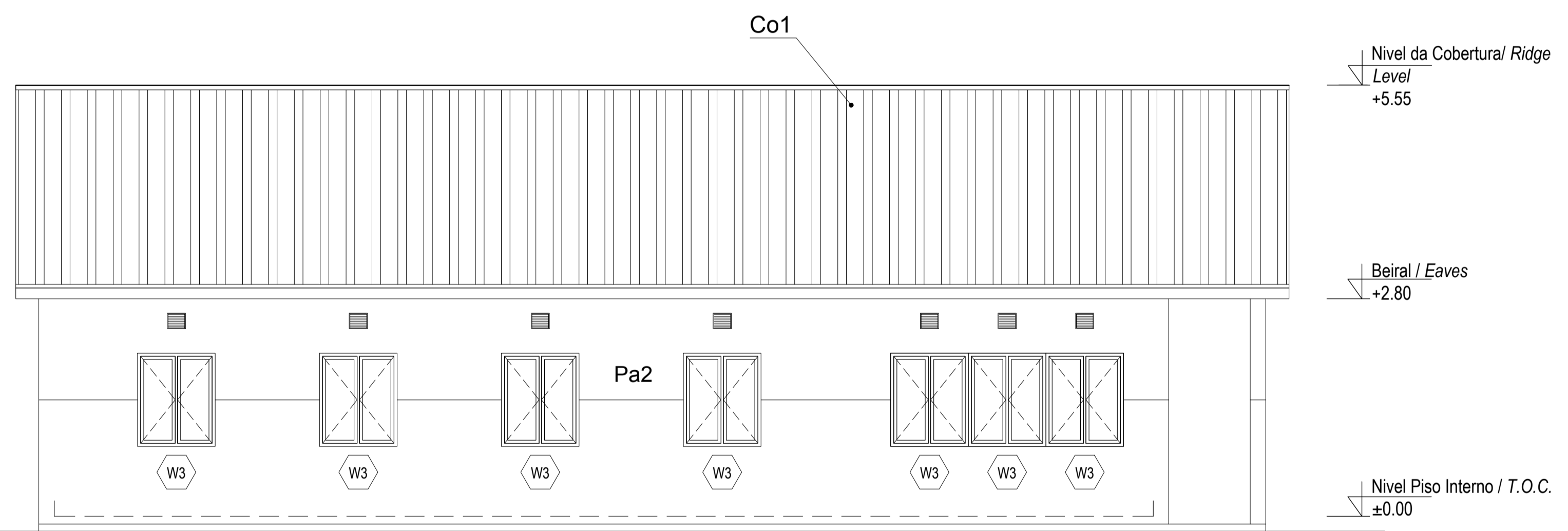
|  |                       |
|--|-----------------------|
| SCALE<br>AS SHOWN<br>ORIGINAL DWG SIZE A1                | DATE<br>NOVEMBER 2015 |
| DRAWING NUMBER<br>C00290-00-AR-DLP-0012-002              | REV NO<br>0           |
| ANADARKO DRAWING NUMBER<br>EA-MZ-CI0100-WOR-E04-00400-02 |                       |



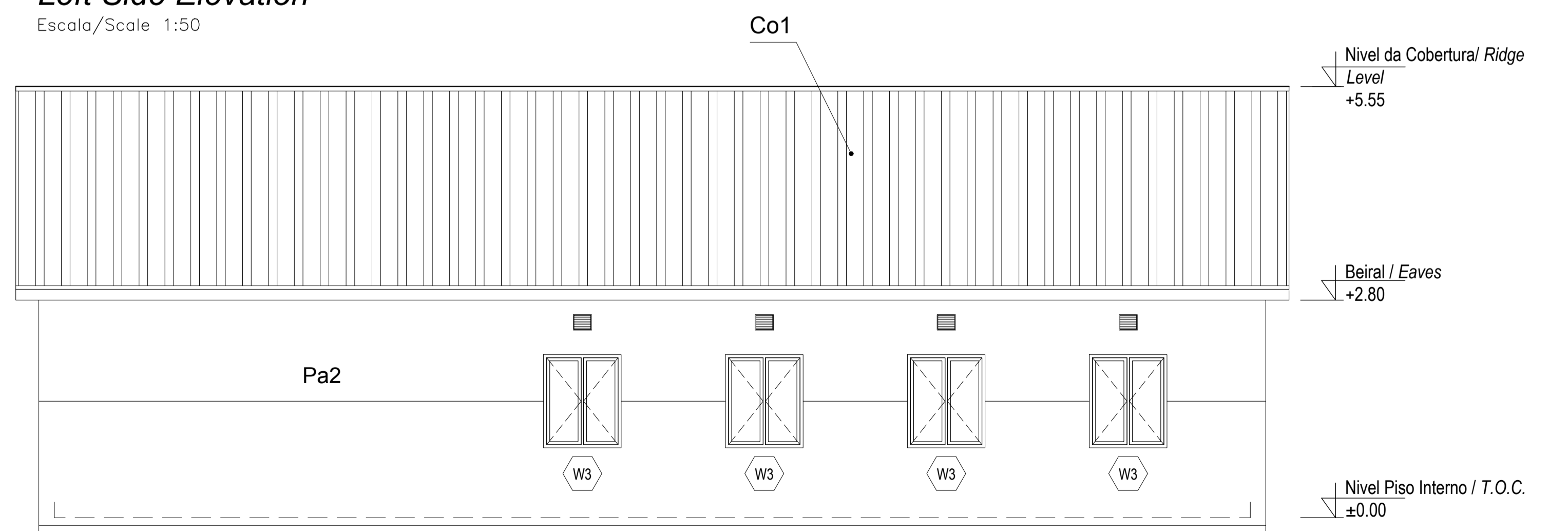
**ALÇADO FRONTAL**  
*Front Elevation*  
 Escala/Scale 1:50



**ALÇADO POSTERIOR**  
*Front Elevation*  
 Escala/Scale 1:50



**ALÇADO LATERAL ESQ.**  
*Left Side Elevation*  
 Escala/Scale 1:50



**ALÇADO LATERAL DIR.**  
*Right Side Elevation*  
 Escala/Scale 1:50

SCALE FOR REDUCED PLAN  
 0 10 20 30 40 50  
 50mm ON ORIGINAL DRAWING

**NOTES**

ESTE DESENHO É PARA SER LIDO EM CONJUNTO COM:  
**THIS DRAWING IS TO BE READ IN CONJUNCTION WITH:**  
 ARCHITECTURAL  
 EA-MZ-CI0100-WOR-E04-00015-01  
 EA-MZ-CI0100-WOR-E04-00400-01  
 EA-MZ-CI0100-WOR-E04-00405-01  
 EA-MZ-CI0100-WOR-E05-00032-01  
 EA-MZ-CI0100-WOR-E04-00016-01  
 EA-MZ-CI0100-WOR-E05-00047-01  
 EA-MZ-CI0100-WOR-E04-00016-02  
 STRUCTURAL  
 EA-MZ-CI0100-WOR-E05-00416-01  
 EA-MZ-CI0100-WOR-E05-00417-01  
 EA-MZ-CI0100-WOR-E05-00456-01  
 EA-MZ-CI0100-WOR-E05-00457-01  
 EA-MZ-CI0000-WOR-E05-00054-01  
 WATER  
 EA-MZ-CI0100-WOR-E05-00106-01  
 EA-MZ-CI0100-WOR-E05-00107-01  
 EA-MZ-CI0100-WOR-E05-00495-01  
 EA-MZ-CI0100-WOR-E05-00495-02  
 EA-MZ-CI0100-WOR-E05-00495-03  
 ELECTRICAL  
 EA-MZ-CI0100-WOR-E02-00432-01  
 EA-MZ-CI0100-WOR-E02-00433-01  
 EA-MZ-CI0100-WOR-E02-00430-01  
 EA-MZ-CI0100-WOR-E02-00435-01

**ISSUED FOR CONSTRUCTION**

WorleyParsons RSA retains the copyright in all intellectual property, including designs and/or documents prepared in terms of this appointment for the project covered by the appointment. The client may use the designs and/or documents for the sole purpose of their intended use on this project only subject to payment for the design having been received. Use for any other purpose, whether or not the design and/or documents have been paid for constitutes an infringement of copyright, and all rights are reserved.

All dimensions must be verified on site before the works commence. Refer any discrepancies to the Engineer. Copyright reserved.

**REVISIONS**

| NO. | DATE     | CHECKED BY | DONE BY | DESCRIPTION                |
|-----|----------|------------|---------|----------------------------|
| A   | 12/08/15 | MM         | AP      | ISSUED FOR INTERNAL REVIEW |
| B   | 12/08/15 | MM         | AP      | ISSUED FOR DETAIL DESIGN   |
| C   | 10/09/15 | MM         | AP      | ISSUED FOR SQUAD CHECK     |
| D   | 01/10/15 | MM         | AP      | ISSUED FOR CLIENT REVIEW   |
| E   | 16/11/15 | MM         | AP      | ISSUED CLIENT APPROVAL     |
| 0   | 25/11/15 | MM         | AP      | ISSUED FOR CONSTRUCTION    |

**WorleyParsons**  
 resources & energy  
 39 MELROSE BOULEVARD, MELROSE ARCH, JOHANNESBURG  
 P.O. Box 61232, MARSHALDTOWN, 2107  
 TEL: +27 (0)11 218 3000  
 FAX: +27(0)11 218 3100  
 www.worleyparsons.com  
 WorleyParsons RSA (Pty) Ltd.

**MESCF**  
 arquitetos

| NAME                               | SIGNATURE | DATE |
|------------------------------------|-----------|------|
| DRAWN BY: AP                       |           |      |
| CHECKED: MM                        |           |      |
| DESIGNER: AP                       |           |      |
| PR. ENG.:                          |           |      |
| PROJECT ENG. MANAGER: L PADAYACHEE |           |      |
| LOCAL PR. ENG.:                    |           |      |
| CLIENT:                            |           |      |

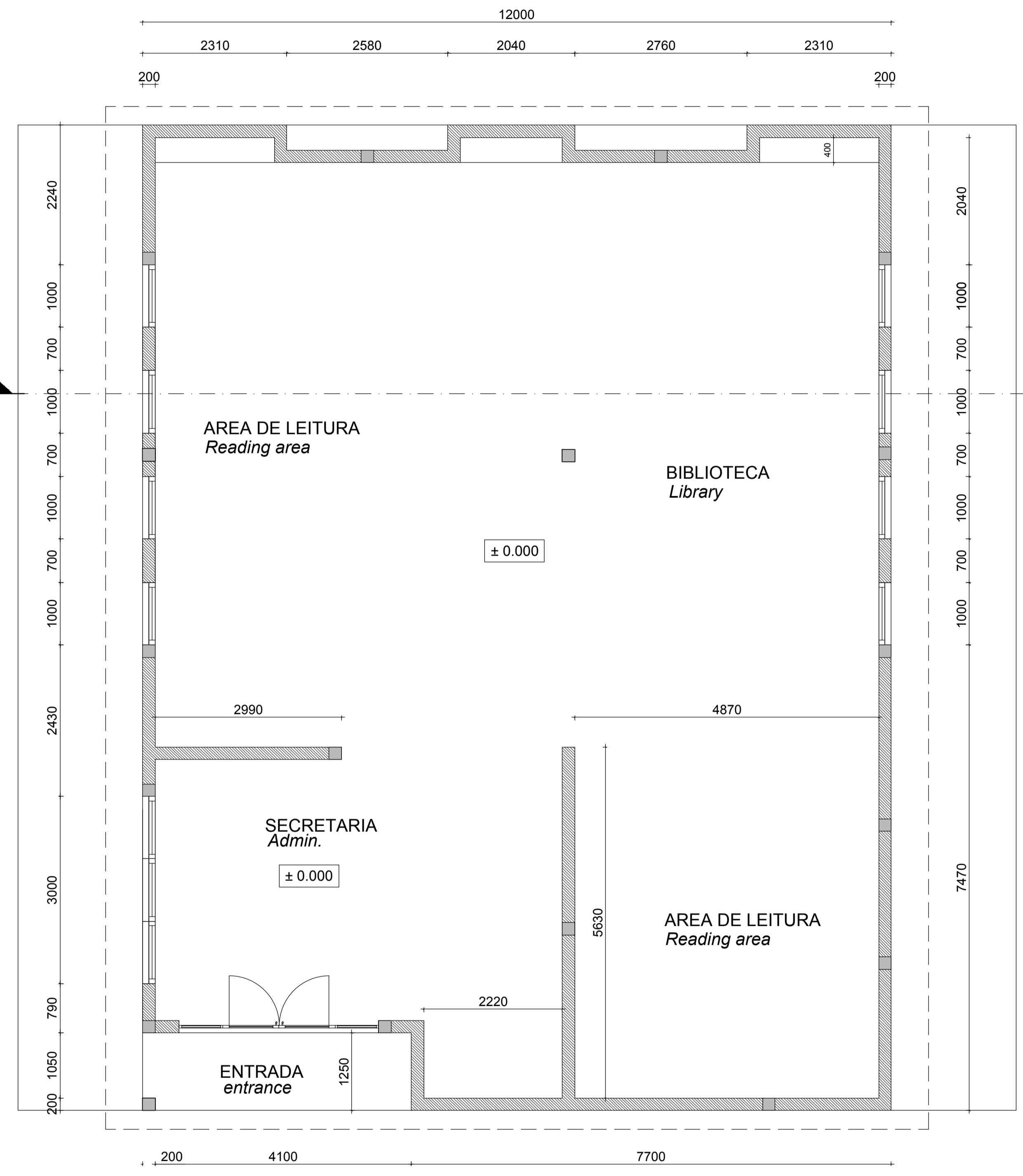
**MOZAMBIQUE**  
 GAS DEVELOPMENT PROJECT

**Anadarko**  
 Moçambique Área 1, Lda


PROJECT  
**AMA 1 RESETTLEMENT VILLAGE**

DRAWING DESCRIPTION  
**POSTO ADMINISTRATIVO - LAYOUT DO BLOCO 1 FOLHA 1 DE 3**  
 LOCAL ADMIN - BLOCK 1 LAYOUT SHEET 1 OF 3

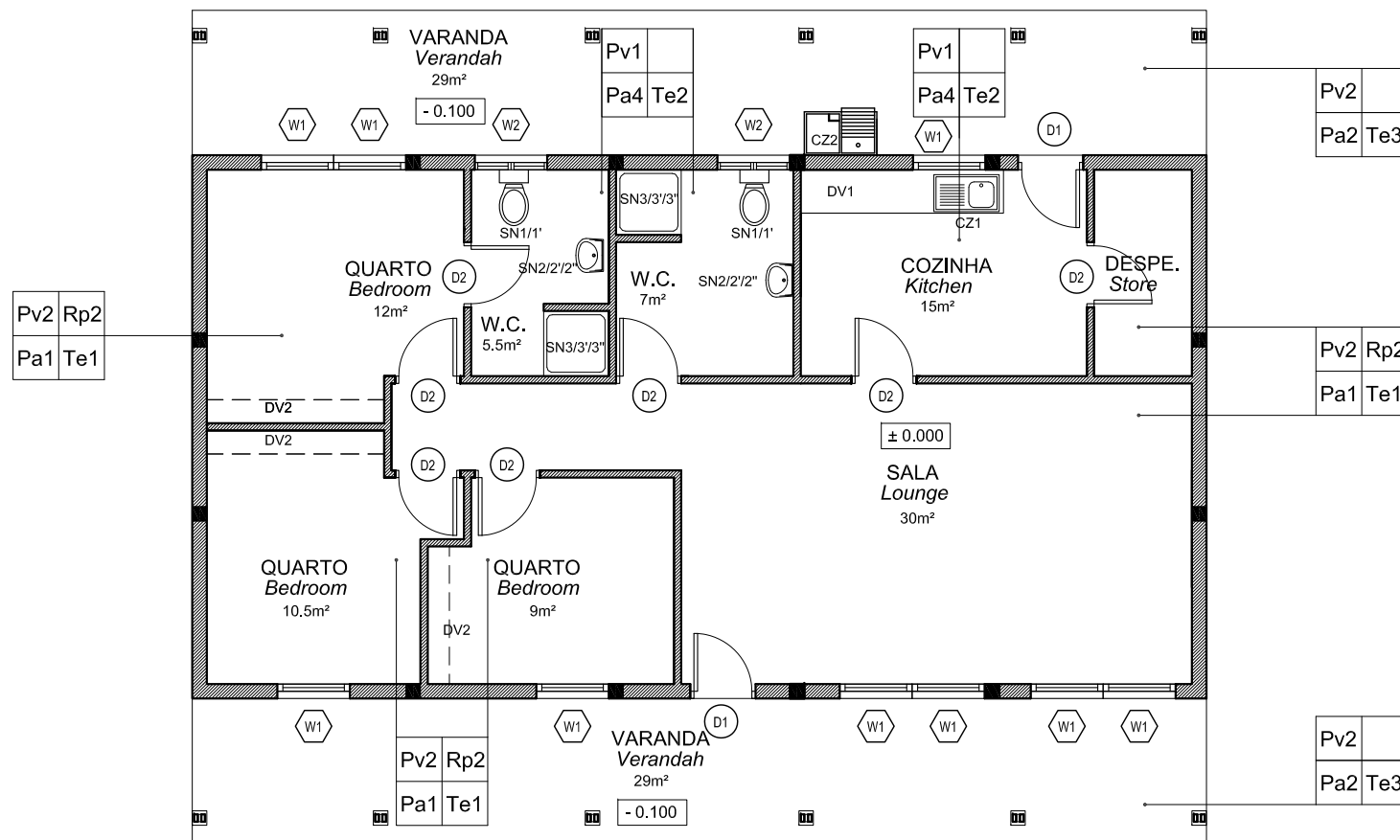
|  |                       |
|--|-----------------------|
| SCALE<br>AS SHOWN<br>ORIGINAL DWG SIZE A1                | DATE<br>NOVEMBER 2015 |
| DRAWING NUMBER<br>C00290-00-AR-DLP-0012-001              | REV NO<br>0           |
| ANADARKO DRAWING NUMBER<br>EA-MZ-CI0100-WOR-E04-00400-01 |                       |



**PLANTA DO PISO**  
*Floor Plan*  
 Escala/Scale 1:50



**PLANTA DE COBERTURA**  
*Roof Plan*  
 Escala/Scale 1:50



**PLANTA DE ACABAMENTOS E VÃOS**  
*Finishing, Doors & Windows Key Plan*  
 ESCALA/Scale 1:100

**ESTE DESENHO É PARA SER LIDO EM CONJUNTO COM:**

**THIS DRAWINGS IS TO BE READ IN CONJUNCTION WITH:**

**ARCHITECTURAL**  
 EA-MZ-CI0100-WOR-E05-00575-01  
 EA-MZ-CI0100-WOR-E04-00021-01  
 EA-MZ-CI0100-WOR-E05-00048-01  
 EA-MZ-CI0100-WOR-E05-00048-02  
 EA-MZ-CI0100-WOR-E05-00048-03  
 EA-MZ-CI0100-WOR-E05-00050-00

**STRUCTURAL**  
 EA-MZ-CI0100-WOR-E04-00011-01  
 EA-MZ-CI0100-WOR-E05-00014-00

**WATER**  
 EA-MZ-CI0100-WOR-E05-00496-01  
 EA-MZ-CI0100-WOR-E05-00496-02  
 EA-MZ-CI0100-WOR-E05-00122-01

**ELECTRICAL**  
 EA-MZ-CI0100-WOR-E02-00100-01

**ISSUED FOR CONSTRUCTION**

WorleyParsons RSA retains the copyright in all intellectual property, including designs and/or documents prepared in terms of this appointment for the project covered by the appointment. The client may use the designs and/or documents for the sole purpose of their intended use on this project only subject to payment for the design having been received. Use for any other purpose, whether or not the design and/or documents have been paid for constitutes an infringement of copyright, and all rights are reserved.

All dimensions must be verified on site before the works commence. Refer any discrepancies to the Engineer.

Copyright reserved

**REVISIONS**

| NO. | DATE     | CHK | DONE BY | DESCRIPTION              |
|-----|----------|-----|---------|--------------------------|
| A   | 17/09/15 | MM  | CP      | ISSUED INTERNAL REVIEW   |
| B   | 17/09/15 | MM  | CP      | ISSUED FOR DETAIL DESIGN |
| C   | 17/09/15 | MM  | CP      | ISSUED FOR SQUAD CHECK   |
| D   | 01/10/15 | MM  | CP      | ISSUED FOR CLIENT REVIEW |
| E   | 13/11/15 | MM  | CP      | ISSUED CLIENT APPROVAL   |
| 0   | 25/11/15 | MM  | CP      | ISSUED FOR CONSTRUCTION  |



resources & energy

39 MELROSE BOULEVARD, MELROSE ARCH, JOHANNESBURG  
 P.O. Box 61232, MARSHALLTOWN, 2107  
 TEL: +27 (0)11 218 3000  
 FAX: +27(0)11 218 3100  
 www.worleyparsons.com  
 WorleyParsons RSA (Pty) Ltd.



CLIENT



PROJECT  
 AMA 1  
 RESETTLEMENT  
 VILLAGE

DRAWING DESCRIPTION  
 CASA DO CHEFE DA ADMIN. -  
 PLANTA ACABAMENTOS E VÃOS  
 LOCAL ADMIN'S HOUSE -  
 FINISHING & WINDOW/DOOR KEY  
 PLAN

SCALE  
 A3@ 1:100

DATE  
 NOV 2015

DRAWING NUMBER:  
 C00290-00-AR-DRD-0141-001

REV Nº  
 0

ANADARKO DRAWING NUMBER:  
 EA-MZ-CI0100-WOR-E04-00021-01

**ACABAMENTOS / Finishings**

PAVIMENTOS / Pavements

Pv1 -Mosaico cerâmico ou Tijoleira classe IV  
*Ceramic tiles class IV*  
 Pv2 -Acabamento do pavimento em cimento queimado  
*Concrete floor to have power float finish*

TECTOS / Ceilings

Te1 - Tecto falso em placas de gesso cartonado pintadas a tinta plastica  
*Ceiling in gypsum board, PVA painted.*  
 Te2 - Tecto falso em placas de gesso cartonado, resistentes a humidade.  
*Ceiling in moisture resistant gypsum board, PVA Painted*  
 Te3 - Tecto falso em placas NUTEC  
*Ceiling in NUTEC boards*

RODAPÉS / Skirtings

Rp2 - Betonilha lisa pintada a tinta esmalte, com h=10cm  
*Plain granolithic enamel paint, with h=10cm*

COBERTURA / Roofs

Co1 -Chapas metálicas esmaltadas com perfil IBR  
*Metallic enameled sheets with IBR profile*

PAREDES / Walls

Pa1 - Pintura com tinta plástica de cor, sobre reboco liso  
*Colour PVA paint on plain plaster*  
 Pa2 - Pintura com tinta esmalte de cor até 1.50m de altura (lambрил) e tinta plástica sobre reboco liso até o tecto  
*Colour enamel paint until 1.50m height wainscoting PVA paint on plain plaster to ceiling height*  
 Pa4 - Azulejos brancos 20x20cm h=2,10m  
*20x20cm white tiles h=2.10m*

COZINHAS/Kitchens

CZ1 - Lava loiça de embutir em aço inox com 1.00x0.457m  
*Drop-in sink in stainless steel with 1.00x0.457m*  
 CZ2 - Tanque de lavar a roupa em betão com duas basias por "Vanstone" ou similar  
*Concrete Wash basin with outlet & 2 pedestals by "Vanstone" or similar*

SANITÁRIOS/Sanitary

SN1 - Conjunto de sanita em porcelana, modelo "H441 Branca" da "Construa" ou similar  
*Toilet in porcelain, model "H441 White" from "Construa" or similar*  
 SN1' - Porta rolos em porcelana  
*Toilet rolls holder in porcelain*  
 SN2 - Lavatório e pedestal modelo "C356 Branco" em porcelana da "Construa" ou similar  
*Handwash basin and pedestal in porcelana in model "C356 White" from "Construa" or similar*  
 SN2' - Toalheiro médio metálico cromado  
*Medium chromated metallic towel rack*  
 SN2'' - Espelho com 40x40 cm.  
*Mirror with 40x40 cm.*  
 SN3 - Base de duche em chapa acrílica reforçada  
*Shower tray in reinforced acrylic sheet*  
 SN3' - Saboneteira média em porcelana  
*Medium porcelain soap dish*  
 SN3'' - Tubo para cortina metálica com acessórios de fixação.  
*Tube for metallic curtain with fixation accessories.*

DIVERSOS / Other

Dv1 - Azulejo 20x20cm nas bancadas e prateleiras de betão  
*20x20cm tiles in benches and concrete shelves*  
 Dv2 - Tubo para cortina em alumínio oval 36mm com acessórios de fixação em PVC  
*Coat rail 36mm oval ribbed aluminium extrusion, white moulded PVC*

PINTURA / Painting

- Para especificações da pintura consultar documento em anexo.  
 - For all painting specifications refer to document in annex.  
 EA-MZ-CI0000-WOR-E04-00031-01

NOTES

ESTE DESENHO É PARA SER LIDO EM CONJUNTO COM:  
**THIS DRAWING IS TO BE READ IN CONJUNCTION WITH:**

ARQUITECTURAL  
EA-MZ-CI0100-WOR-E04-00015-01  
EA-MZ-CI0100-WOR-E04-00400-01  
EA-MZ-CI0100-WOR-E04-00405-01  
EA-MZ-CI0100-WOR-E05-00032-01  
EA-MZ-CI0100-WOR-E04-00016-01  
EA-MZ-CI0100-WOR-E05-00047-01  
EA-MZ-CI0100-WOR-E04-00016-02  
STRUCTURAL  
EA-MZ-CI0100-WOR-E05-00416-01  
EA-MZ-CI0100-WOR-E05-00417-01  
EA-MZ-CI0100-WOR-E05-00456-01  
EA-MZ-CI0100-WOR-E05-00457-01  
EA-MZ-CI0000-WOR-E05-00054-01  
WATER  
EA-MZ-CI0100-WOR-E05-00106-01  
EA-MZ-CI0100-WOR-E05-00107-01  
EA-MZ-CI0100-WOR-E05-00495-01  
EA-MZ-CI0100-WOR-E05-00495-02  
EA-MZ-CI0100-WOR-E05-00495-03  
ELECTRICAL  
EA-MZ-CI0100-WOR-E02-00432-01  
EA-MZ-CI0100-WOR-E02-00433-01  
EA-MZ-CI0100-WOR-E02-00430-01  
EA-MZ-CI0100-WOR-E02-00435-01

**ISSUED FOR CONSTRUCTION**

WorleyParsons RSA retains the copyright in all intellectual property, including designs and/or documents prepared in terms of this appointment for the project covered by the appointment. The client may use the designs and/or documents for the sole purpose of their intended use on this project only subject to payment for the design having been received. Use for any other purpose, whether or not the design and/or documents have been paid for constitutes an infringement of copyright, and all rights are reserved.

All dimensions must be verified on site before the works commence. Refer any discrepancies to the Engineer. Copyright reserved

REVISIONS

| NO. | DATE     | CHECKED BY | DONE BY | DESCRIPTION                |
|-----|----------|------------|---------|----------------------------|
| A   | 12/08/15 | MM         | AP      | ISSUED FOR INTERNAL REVIEW |
| B   | 12/08/15 | MM         | AP      | ISSUED FOR DETAIL DESIGN   |
| C   | 10/09/15 | MM         | AP      | ISSUED FOR SQUAD CHECK     |
| D   | 01/10/15 | MM         | AP      | ISSUED FOR CLIENT REVIEW   |
| E   | 18/11/15 | MM         | AP      | ISSUED CLIENT APPROVAL     |
| B   | 25/11/15 | MM         | AP      | ISSUED FOR CONSTRUCTION    |

**WorleyParsons**  
resources & energy

39 MELROSE BOULEVARD, MELROSE ARCH, JOHANNESBURG  
P.O. Box 61232, MARSHALTOWN, 2107  
TEL: +27 (0)11 218 3100  
FAX: +27(0)11 218 3100  
www.worleyparsons.com  
WorleyParsons RSA (Pty) Ltd.

**MESCF**  
arquitectos

| NAME                              | SIGNATURE | DATE |
|-----------------------------------|-----------|------|
| DRAWN BY: AP                      |           |      |
| CHECKED: MM                       |           |      |
| DESIGNER: AP                      |           |      |
| PR ENG:                           |           |      |
| PROJECT ENG MANAGER: L PADAYACHEE |           |      |
| LOCAL PR ENG:                     |           |      |
| CLIENT:                           |           |      |

**MOZAMBIQUE**  
GAS DEVELOPMENT PROJECT

**Anadarko**  
Moambique Area 1, Lda

PROJECT  
**AMA 1**  
**RESETTLEMENT VILLAGE**

DRAWING DESCRIPTION  
**BLOCO ADMINISTRATIVO 2**  
**PLANTA DE ACABAMENTOS E VÃOS**

**ADMINISTRATION BLOCK 2**  
**FINISHING, WINDOW/DOOR**  
**KEY PLAN**

|  |                       |
|--|-----------------------|
| SCALE<br>AS SHOWN<br>ORIGINAL DWG SIZE A1                | DATE<br>NOVEMBER 2015 |
| DRAWING NUMBER<br>C00290-00-AR-DRD-0142-002              | REV NO<br>0           |
| ANADARKO DRAWING NUMBER<br>EA-MZ-CI0100-WOR-E04-00016-02 |                       |

**ACABAMENTOS / Finishings**

**PAVIMENTOS / Pavements**

Pv1 -Mosaico cerâmico ou Tijoleira classe IV  
*Ceramic tiles class IV*  
Pv2 -Acabamento do pavimento em cimento queimado  
*Concrete floor to have power float finish*

**TECTOS / Ceilings**

Te1 - Tecto falso em placas de gesso cartonado pintadas a tinta plastica  
*Ceiling in gypsum board, PVA painted.*  
Te2 - Tecto falso em placas de gesso cartonado, resistentes a humidade.  
*Ceiling in moisture resistant gypsum board, PVA Painted*  
Te3 - Tecto falso em placas NUTEC  
*Ceiling in NUTEC boards*

**RODAPÉS / Skirtings**

Rp2 - Betonilha lisa pintada a tinta esmalte, com h=10cm  
*Plain granolithic enamel paint, with h=10cm*

**COBERTURA / Roofs**

Co1 -Chapas metálicas esmaltadas com perfil IBR  
*Metallic enameled sheets with IBR profile*

**PAREDES / Walls**

Pa2 - Pintura com tinta esmalte de cor até 1.50m de altura (lambri) e tinta plástica sobre reboco liso até o tecto  
*Colour enamel paint until 1.50m height wainscoting PVA paint on plain plaster to ceiling height*  
Pa4 - Azulejos brancos 20x20cm h=2.10m  
*20x20cm white tiles h=2.10m*

**COZINHAS/Kitchens**

CZ1 - Lava loiça de embutir em aço inox com 1.00x0.457m  
*Drop-in sink in stainless steel with 1.00x0.457m*

**SANITÁRIOS/Sanitary**

SN1 - Conjunto de sanita em porcelana, modelo "H441 Branca" da "Construa" ou similar  
*Toilet in porcelain, model "H441 White" from "Construa" or similar*  
SN1' - Porta rolos em porcelana  
*Toilet rolls holder in porcelain*  
SN2 - Lavatório e pedestal modelo "C356 Branco" em porcelana da "Construa" ou similar  
*Handwash basin and pedestal in porcelana in model "C356 White" from "Construa" or similar*  
SN2' - Toalheiro médio metálico cromado  
*Medium chromated metallic towel rack*  
SN2'' - Espelho com 40x40 cm.  
*Mirror with 40x40 cm.*

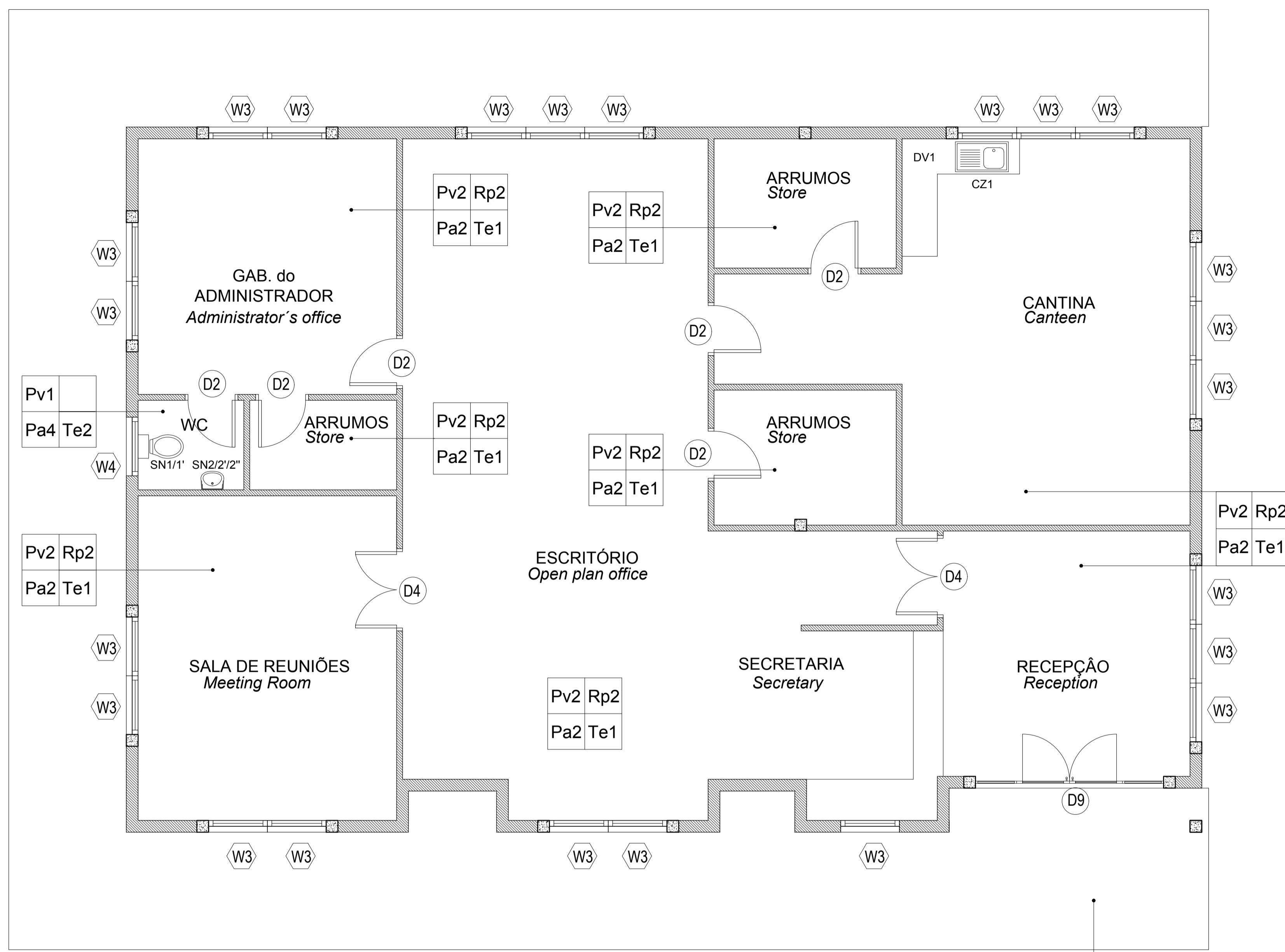
**DIVERSOS / Other**

Dv1 - Azulejo 20x20cm nas bancadas e prateleiras de betão  
*20x20cm tiles in benches and concrete shelves*

**PINTURA / Painting**

- Para especificações da pintura consultar documento em anexo.  
*- For all painting specifications refer to document in annex.*


EA-MZ-CI0000-WOR-E04-00031-01



**PLANTA DE ACABAMENTOS E VÃOS**  
*Finishing, Doors & Windows Key Plan*  
ESCALA/Scale 1:100

Pv2  
Pa2 Te3





**ESTE DESENHO É PARA SER LIDO EM CONJUNTO COM:**  
**THIS DRAWING IS TO BE READ IN CONJUNCTION WITH:**  
 ARCHITECTURAL  
 EA-MZ-CI0100-WOR-E04-00015-01  
 EA-MZ-CI0100-WOR-E04-00400-01  
 EA-MZ-CI0100-WOR-E04-00405-01  
 EA-MZ-CI0100-WOR-E05-00032-01  
 EA-MZ-CI0100-WOR-E04-00016-01  
 EA-MZ-CI0100-WOR-E05-00047-01  
 EA-MZ-CI0100-WOR-E04-00016-02  
 STRUCTURAL  
 EA-MZ-CI0100-WOR-E05-00416-01  
 EA-MZ-CI0100-WOR-E05-00417-01  
 EA-MZ-CI0100-WOR-E05-00456-01  
 EA-MZ-CI0100-WOR-E05-00457-01  
 EA-MZ-CI0000-WOR-E05-00054-01

WATER  
 EA-MZ-CI0100-WOR-E05-00106-01  
 EA-MZ-CI0100-WOR-E05-00107-01  
 EA-MZ-CI0100-WOR-E05-00495-01  
 EA-MZ-CI0100-WOR-E05-00495-02  
 EA-MZ-CI0100-WOR-E05-00495-03  
 ELECTRICAL  
 EA-MZ-CI0100-WOR-E02-00432-01  
 EA-MZ-CI0100-WOR-E02-00433-01  
 EA-MZ-CI0100-WOR-E02-00430-01  
 EA-MZ-CI0100-WOR-E02-00435-01

## ACABAMENTOS / *Finishings*

### PAVIMENTOS / *Pavements*

Pv2 - Acabamento do pavimento em cimento queimado  
*Concrete floor to have power float finish*

### TECTOS / *Ceilings*

Te1 - Tecto falso em placas de gesso cartonado pintadas a tinta plastica  
*Ceiling in gypsum board, PVA painted.*  
 Te3 - Tecto falso em placas NUTEC  
*Ceiling in NUTEC boards*

### PAREDES / *Walls*

Pa1 - Pintura com tinta plástica para exterior de cor, sobre reboco liso  
*Colour external PVA paint on plain plaster*  
 Pa2 - Pintura com tinta esmalte de cor até 1.50m de altura (lambril) e tinta plástica sobre reboco liso até o tecto  
*Colour enamel paint until 1.50m height wainscoting PVA paint on plain plaster to ceiling height*

### RODAPÉS / *Skirtings*

Rp2 - Betonilha lisa pintada a tinta esmalte, com h=10cm  
*Plain granolithic enamel paint, with h=10cm*

### COBERTURA / *Roofs*

Co1 - Chapas metálicas esmaltadas com perfil IBR  
*Metallic enameled sheets with IBR profile*

### PINTURA / *Painting*

- Para especificações da pintura consultar documento em anexo.  
*- For all painting specifications refer to document in annex.*

EA-MZ-CI0000-WOR-E04-00031-01

**ISSUED  
FOR  
CONSTRUCTION**

WorleyParsons RSA retains the copyright in all intellectual property, including designs and/or documents prepared in terms of this appointment for the project covered by the appointment. The client may use the designs and/or documents for the sole purpose of their intended use on this project only subject to payment for the design having been received. Use for any other purpose, whether or not the design and/or documents have been paid for constitutes an infringement of copyright, and all rights are reserved.

All dimensions must be verified on site before the works commence. Refer any discrepancies to the Engineer. Copyright reserved

### REVISIONS

| NO. | DATE     | CHECKED | DONE BY | DESCRIPTION                |
|-----|----------|---------|---------|----------------------------|
| A   | 12/08/15 | MM      | AP      | ISSUED FOR INTERNAL REVIEW |
| B   | 12/08/15 | MM      | AP      | ISSUED FOR DETAIL DESIGN   |
| C   | 12/08/15 | MM      | AP      | ISSUED FOR SQUAD CHECK     |
| D   | 01/10/15 | MM      | AP      | ISSUED FOR CLIENT REVIEW   |
| E   | 16/11/15 | MM      | AP      | ISSUED CLIENT APPROVAL     |
| 0   | 25/11/15 | MM      | AP      | ISSUED FOR CONSTRUCTION    |

**WorleyParsons**  
 resources & energy  
 39 MELROSE BOULEVARD, MELROSE ARCH, JOHANNESBURG  
 P.O. Box 61232, MARSHALLTOWN, 2107  
 TEL: +27 (0)11 218 3000  
 FAX: +27(0)11 218 3100  
 www.worleyparsons.com  
 WorleyParsons RSA (Pty) Ltd.

**MESCH**  
 arquitectos

|                      | NAME         | SIGNATURE | DATE |
|----------------------|--------------|-----------|------|
| DRAWN BY:            | AP           |           |      |
| CHECKED:             | MM           |           |      |
| DESIGNER:            | AP           |           |      |
| PROJECT ENG MANAGER: | L PADAYACHEE |           |      |
| LOCAL PR ENG:        |              |           |      |
| CLIENT:              |              |           |      |

CLIENT

**MOZAMBIQUE**  
 GAS DEVELOPMENT PROJECT

**Anadarko**  
 Moçambique Área 1, Lda

PROJECT  
**AMA 1  
 RESETTLEMENT  
 VILLAGE**

DRAWING DESCRIPTION  
 POSTO ADMINIST. - BLC 1 PLANTA  
 DE ACABAMENTOS E VÃOS

LOCAL ADMIN - BLOCK 1 FINISHING,  
 WINDOW/DOOR KEY PLAN

SCALE 1:50 ORIGINAL DWG SIZE A2 DATE NOV 2015

DRAWING NUMBER C00290-00-AR-DRD-0142-001 REV NO 0

ANADARKO DRAWING NUMBER EA-MZ-CI0100-WOR-E04-00016-01


**ISSUED FOR CONSTRUCTION**

WorleyParsons RSA retains the copyright in all intellectual property, including designs and/or documents prepared in terms of this appointment for the project covered by the appointment. The client may use the designs and/or documents for the sole purpose of their intended use on this project only subject to payment for the design having been received. Use for any other purpose, whether or not the design and/or documents have been paid for constitutes an infringement of copyright, and all rights are reserved.

All dimensions must be verified on site before the works commence. Refer any discrepancies to the Engineer. Copyright reserved

**REVISIONS**





| NO. | DATE     | CHECKED | DONE BY | DESCRIPTION                |
|-----|----------|---------|---------|----------------------------|
| A   | 12/08/15 | MM      | AP      | ISSUED FOR INTERNAL REVIEW |
| B   | 12/08/15 | MM      | AP      | ISSUED FOR DETAIL DESIGN   |
| C   | 12/08/15 | MM      | AP      | ISSUED FOR SQUAD CHECK     |
| D   | 01/10/15 | MM      | AP      | ISSUED FOR CLIENT REVIEW   |
| E   | 16/11/15 | MM      | AP      | ISSUED CLIENT APPROVAL     |
| 0   | 25/11/15 | MM      | AP      | ISSUED FOR CONSTRUCTION    |



**WorleyParsons**  
resources & energy

39 MELROSE BOULEVARD, MELROSE ARCH, JOHANNESBURG  
P.O. Box 61232, MARSHALLTOWN, 2107  
TEL: +27 (0)11 218 3000  
FAX: +27(0)11 218 3100  
www.worleyparsons.com  
WorleyParsons RSA (Pty) Ltd.



|                     | NAME         | SIGNATURE   | DATE |
|---------------------|--------------|---|------|
| DRAWN BY:           | AP           |    |      |
| CHECKED :           | MM           |   |      |
| DESIGNER :          | AP           |  |      |
| PROJECT ENG MANAGER | L PADAYACHEE |  |      |
| LOCAL PR ENG :      |              |   |      |
| CLIENT:             |              |   |      |

CLIENT



PROJECT  
**AMA 1  
RESETTLEMENT  
VILLAGE**

DRAWING DESCRIPTION

PLANTA GERAL DO POSTO ADMINISTRATIVO

LOCAL ADMINISTRATION SITE PLAN

SCALE 1:250 ORIGINAL DWG SIZE A2 DATE NOV 2015

DRAWING NUMBER C00290-00-AR-DLP-0163-001 REV NO 0

ANADARKO DRAWING NUMBER EA-MZ-CI0100-WOR-E04-00015-01



Chain Link Fence to architect specs.

Vedação em rede metálica de acordo com as especificações do arquitecto

**ESTE DESENHO É PARA SER LIDO EM CONJUNTO COM:**

**THIS DRAWING IS TO BE READ IN CONJUNCTION WITH:**

- ARCHITECTURAL  
EA-MZ-CI0100-WOR-E04-00015-01  
EA-MZ-CI0100-WOR-E04-00400-01  
EA-MZ-CI0100-WOR-E04-00405-01  
EA-MZ-CI0100-WOR-E05-00032-01  
EA-MZ-CI0100-WOR-E04-00016-01  
EA-MZ-CI0100-WOR-E05-00047-01  
EA-MZ-CI0100-WOR-E04-00016-02  
EA-MZ-CI0100-WOR-E04-00901-01  
STRUCTURAL  
EA-MZ-CI0100-WOR-E05-00416-01  
EA-MZ-CI0100-WOR-E05-00417-01  
EA-MZ-CI0100-WOR-E05-00456-01  
EA-MZ-CI0100-WOR-E05-00457-01  
EA-MZ-CI0000-WOR-E05-00054-01  
WATER  
EA-MZ-CI0100-WOR-E05-00106-01  
EA-MZ-CI0100-WOR-E05-00107-01  
EA-MZ-CI0100-WOR-E05-00495-01  
EA-MZ-CI0100-WOR-E05-00495-02  
EA-MZ-CI0100-WOR-E05-00495-03  
ELECTRICAL  
EA-MZ-CI0100-WOR-E02-00432-01  
EA-MZ-CI0100-WOR-E02-00433-01  
EA-MZ-CI0100-WOR-E02-00430-01  
EA-MZ-CI0100-WOR-E02-00435-01

Steel diamond mesh gate double leaf to architect specs.  
(refer to door & window schedule)

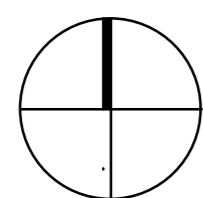
Portão metálico com rede de acordo com o mapa de vãos

Steel diamond mesh gate single leaf to architect specs.  
(refer to door & window schedule)

Portão metálico com rede de acordo com o mapa de vãos

**LEGENDA / LEGEND**

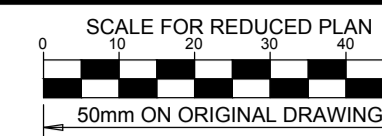
- 01 BLOCO ADMINISTRATIVO 1 - BIBLIOTECA  
ADMINISTRATION BLOCK 1 - LIBRARY
- 02 BLOCO ADMINISTRATIVO 2 - ESCRITÓRIOS  
ADMINISTRATION BLOCK 2 - OFFICES
- 03 LATRINAS  
LATRINES



03

02

01



**NOTES**

REFER TO STRUCTURAL GENERAL NOTES  
EA-MZ-CI0000-WOR-B18-00001-01  
REFER TO ARCHITECTS DRAWING  
EA-MZ-CI0100-WOR-E02-01400-01  
REFER TO BENDING SCHEDULE 14  
ON DRAWING EA-MZ-CI0100-WOR-E05-00062-01

**ISSUED FOR CONSTRUCTION**

WorleyParsons RSA retains the copyright in all intellectual property, including designs and/or documents prepared in terms of this appointment for the project covered by the appointment. The client may use the designs and/or documents for the sole purpose of their intended use on this project only subject to payment for the design having been received. Use for any other purpose, whether or not the design and/or documents have been paid for constitutes an infringement of copyright, and all rights are reserved.

All dimensions must be verified on site before the works commence. Refer any discrepancies to the Engineer. Copyright reserved

**REVISIONS**

| NO. | DATE     | CHECKED BY | DONE BY | DESCRIPTION                |
|-----|----------|------------|---------|----------------------------|
| A   | 17/09/15 | TS         | NR      | ISSUED FOR INTERNAL REVIEW |
| B   | 21/09/15 | TS         | NR      | ISSUED FOR DETAIL DESIGN   |
| C   | 21/09/15 | TS         | NR      | ISSUED FOR SQUAD CHECK     |
| D   | 29/09/15 | TS         | NR      | ISSUED FOR CLIENT REVIEW   |
| E   | 17/11/15 | TS         | NR      | ISSUED FOR CLIENT APPROVAL |
| 0   | 03/12/15 | TS         | NR      | ISSUED FOR CONSTRUCTION    |

**WorleyParsons**  
resources & energy

39 MELROSE BOULEVARD, MELROSE ARCH, JOHANNESBURG  
P.O. Box 61232, MARSHALLTOWN, 2107  
TEL: +27 (0)11 218 3000  
FAX: +27(0)11 218 3100  
www.worleyparsons.com  
WorleyParsons RSA (Pty) Ltd.

| NAME                              | SIGNATURE           | DATE     |
|-----------------------------------|---------------------|----------|
| DRAWN BY: N ROBINSON              | <i>N Robinson</i>   | 03/12/15 |
| CHECKED: T SNYDERS                | <i>T Snymers</i>    | 03/12/15 |
| DESIGNER: T SNYDERS               | <i>T Snymers</i>    | 03/12/15 |
| PR ENG: I ROBINSON                | <i>I Robinson</i>   | 03/12/15 |
| PROJECT ENG MANAGER: L PADAYACHEE | <i>L Padayachee</i> | 03/12/15 |
| LOCAL PR ENG:                     |                     |          |
| CLIENT:                           |                     |          |



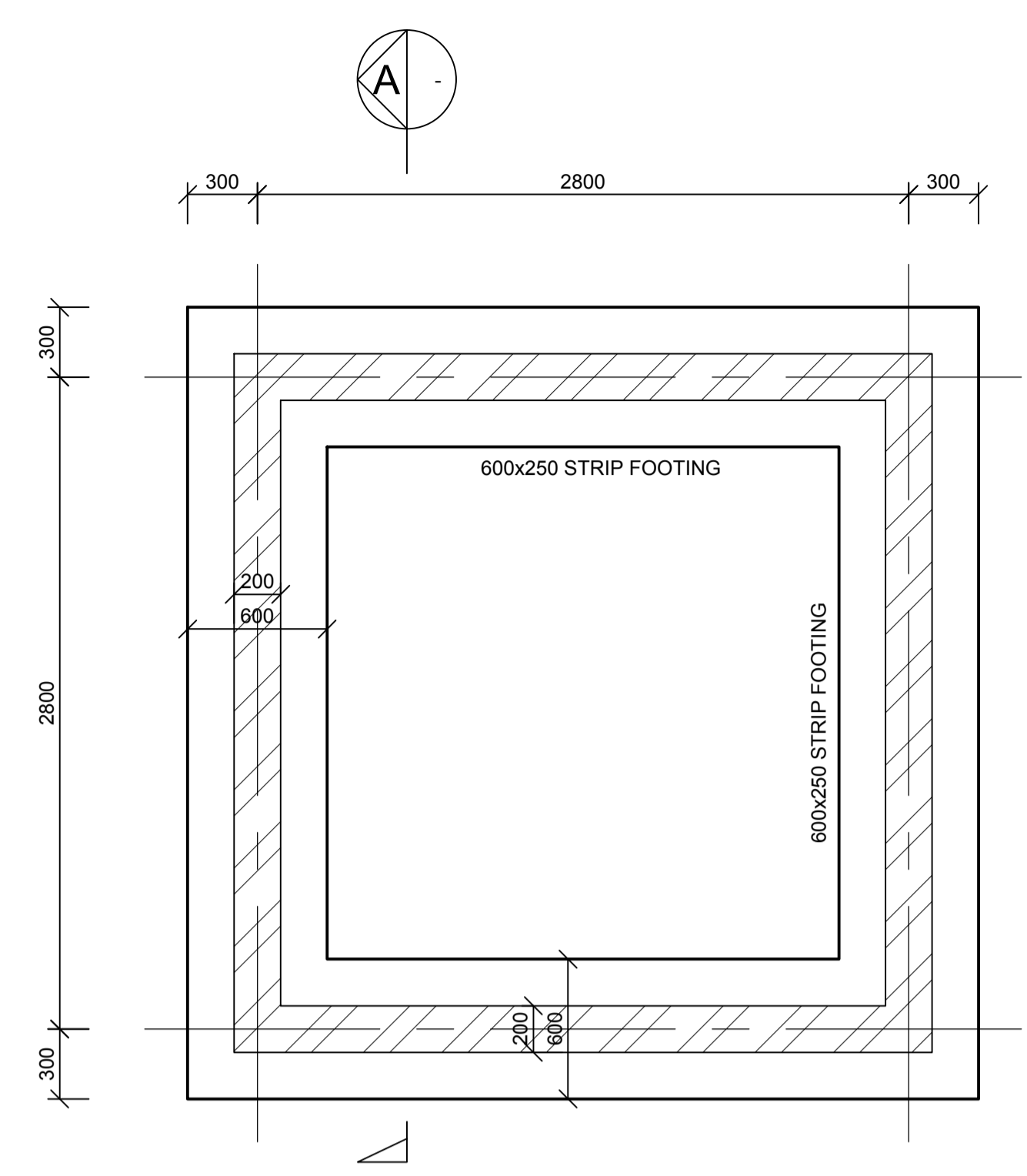
PROJECT  
**AMA 1  
RESETTLEMENT  
VILLAGE**

DRAWING DESCRIPTION  
**MARKET -  
ADMINISTRATION  
BUILDING**

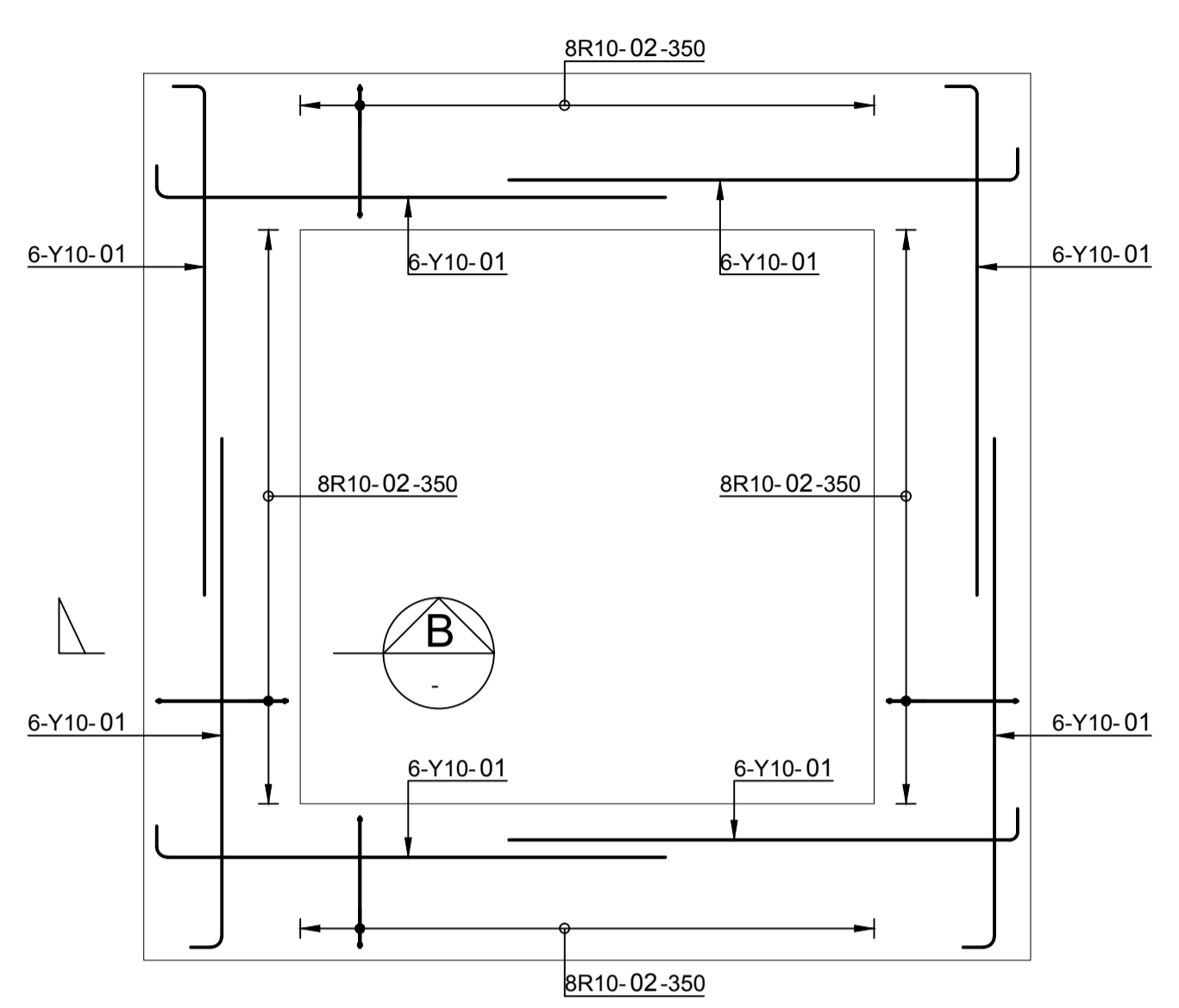
SCALE: AS SHOWN ORIGINAL DWG SIZE A1 DATE: DEC 2015

DRAWING NUMBER: C00290-00-ST-DAL-0025-001 REV NO: 0

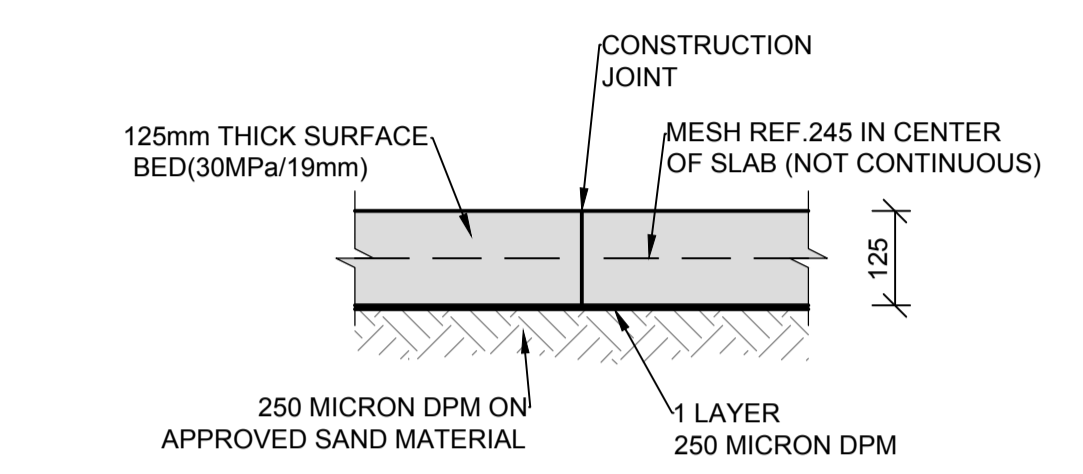
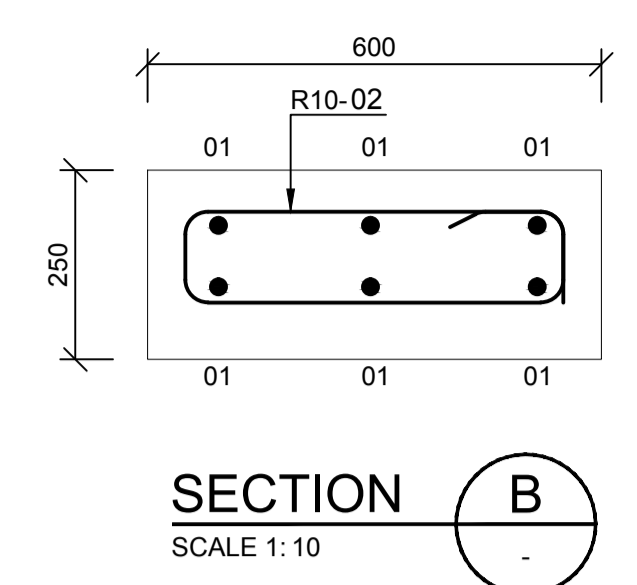
ANADARKO DRAWING NUMBER: EA-MZ-CI0100-WOR-E04-00004-01



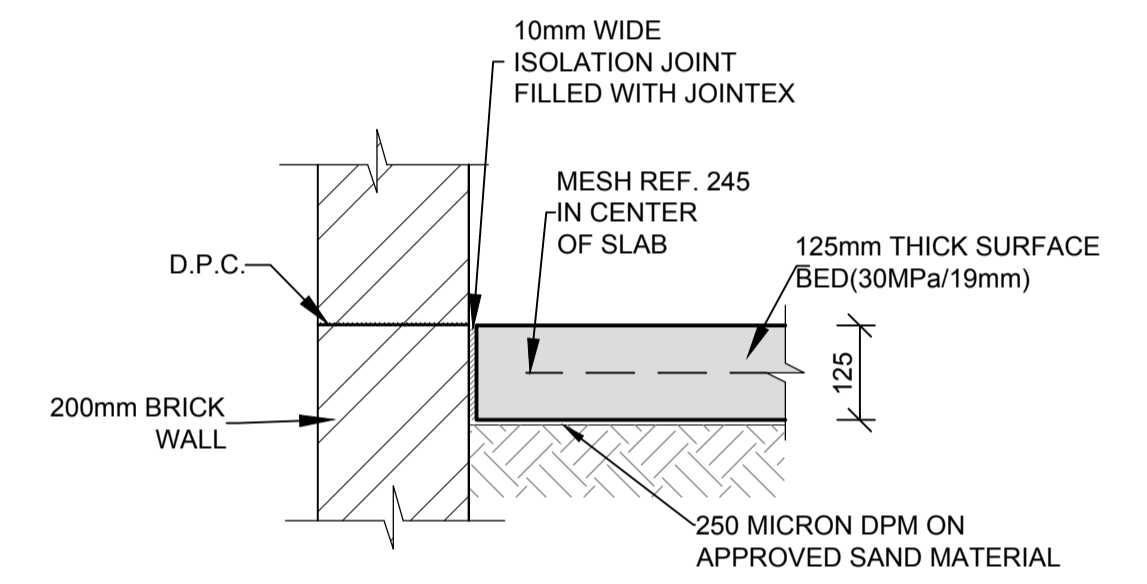
**FOUNDATION LAYOUT**  
SCALE 1 : 25



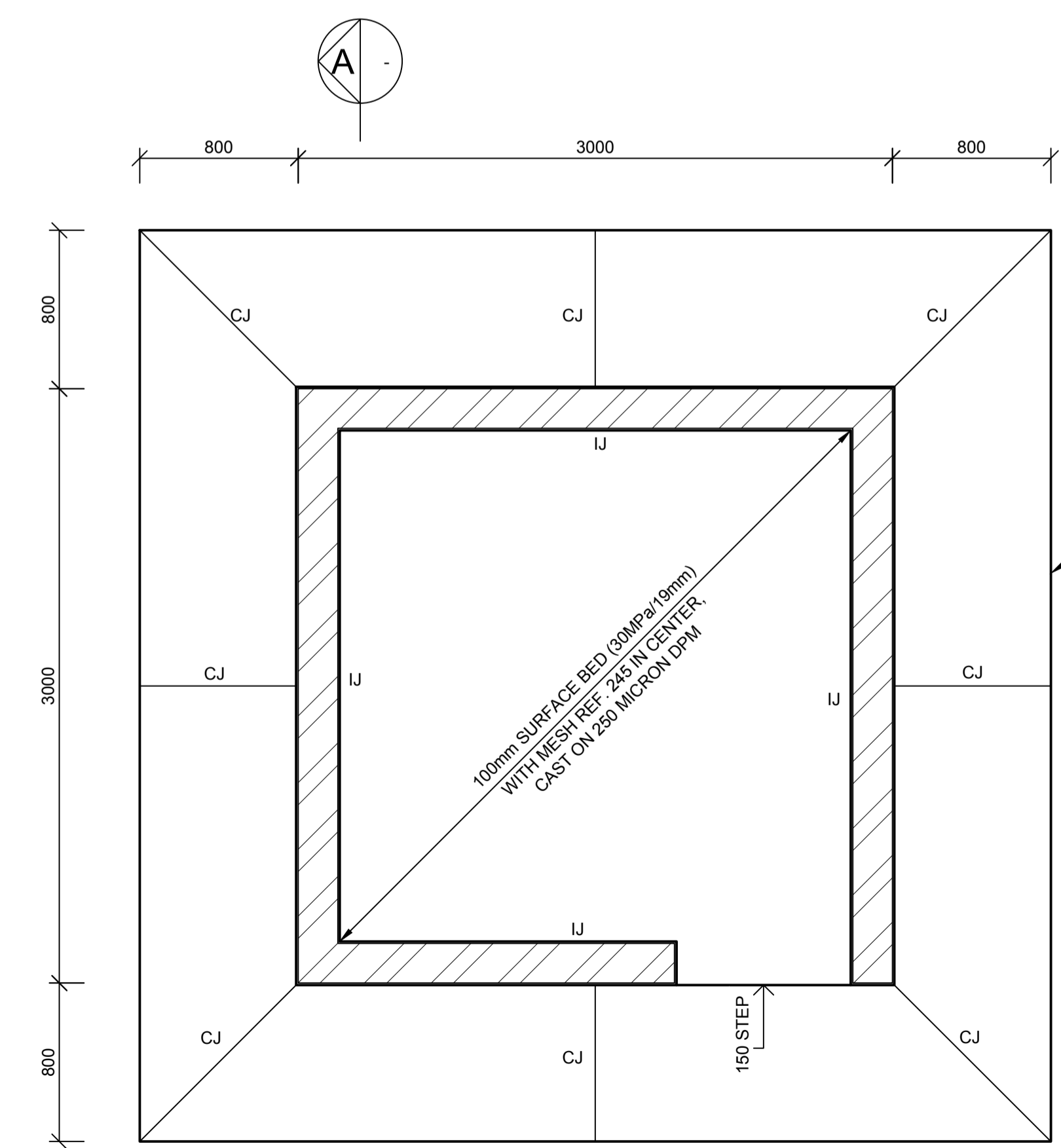
**STRIP FOUNDATIONS REINFORCEMENT**  
SCALE 1 : 25



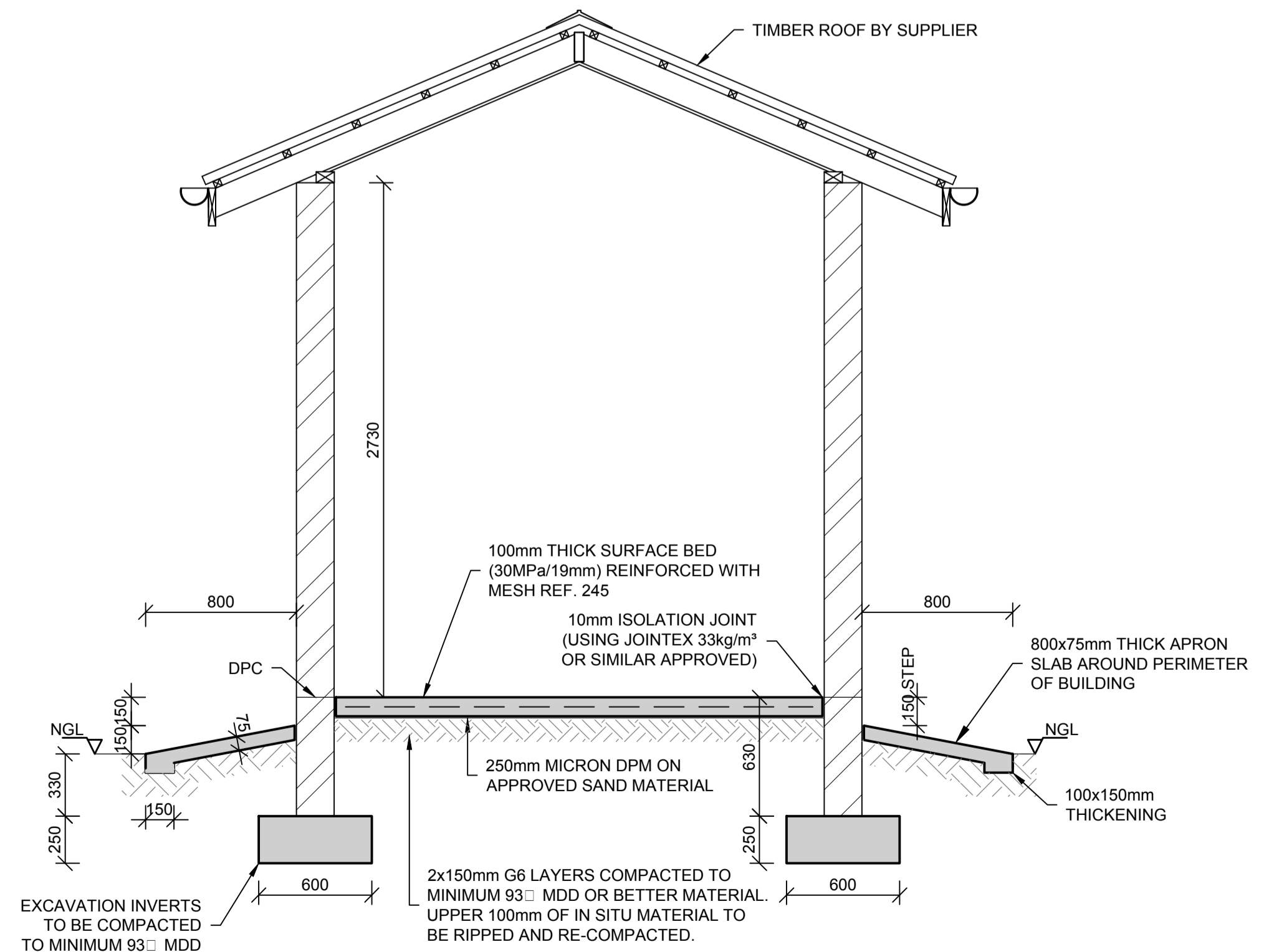
**TYPICAL CONSTRUCTION JOINT (C.J.)**  
SCALE 1:10



**ISOLATION JOINT (I.J.)**  
SCALE 1:10



**SURFACE BED LAYOUT**  
SCALE 1 : 25



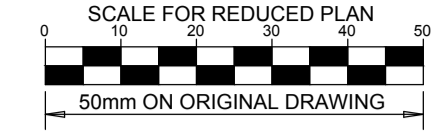

**SECTION A**  
SCALE 1:25

**SETTING OUT  
COORDINATES  
LOCAL ADMIN  
OFFICE  
WGS84 /  
UTM37S**

| POINT | E          | N           |
|-------|------------|-------------|
| LA01  | 662939.342 | 8801263.026 |
| LA02  | 662934.092 | 8801266.994 |
| LA03  | 662932.764 | 8801265.218 |
| LA04  | 662937.027 | 8801262.605 |
| LA05  | 662927.861 | 8801247.654 |
| LA06  | 662923.695 | 8801249.864 |
| LA07  | 662922.292 | 8801248.136 |
| LA08  | 662915.898 | 8801252.056 |
| LA09  | 662916.802 | 8801254.090 |
| LA10  | 662912.942 | 8801256.800 |
| LA11  | 662922.715 | 8801272.743 |
| LA12  | 662926.978 | 8801270.130 |

**SETTING OUT  
COORDINATES  
LOCAL ADMIN  
OFFICE  
WGS84 /  
UTM37S**

| POINT | E          | N           |
|-------|------------|-------------|
| LA13  | 662932.729 | 8801276.136 |
| LA14  | 662929.706 | 8801280.119 |
| LA15  | 662942.811 | 8801290.063 |
| LA16  | 662945.889 | 8801286.490 |
| LA17  | 662947.825 | 8801287.591 |
| LA18  | 662952.358 | 8801281.616 |
| LA19  | 662950.777 | 8801280.049 |
| LA20  | 662953.389 | 8801276.122 |
| LA21  | 662944.871 | 8801269.658 |
| LA22  | 662941.020 | 8801273.013 |
| LA23  | 662939.906 | 8801271.889 |
| LA24  | 662943.885 | 8801268.130 |



**NOTES**

**LEGEND**

RM1 = 100 mm WIDTH  
RTM1 = 500 mm WIDTH

REFERENCE DWG's No:  
1. EA-MZ-CI000-WOR-E05-00016-06

**ISSUED FOR  
CONSTRUCTION**

WorleyParsons RSA retains the copyright in all intellectual property, including designs and/or documents prepared in terms of this appointment for the project covered by the appointment. The client may use the designs and/or documents for the sole purpose of their intended use on this project only subject to payment for the design having been received. Use for any other purpose, whether or not the design and/or documents have been paid for constitutes an infringement of copyright, and all rights are reserved.  
All dimensions must be verified on site before the works commence. Refer any discrepancies to the Engineer.  
Copyright reserved

**REVISIONS**

| NO. | DATE     | CHECKED BY | DONE BY | DESCRIPTION                |
|-----|----------|------------|---------|----------------------------|
| A   | 04/08/15 | D. d T.    | A.U.    | ISSUED FOR INTERNAL REVIEW |
| B   | 09/09/15 | D. d T.    | A.U.    | ISSUED FOR DETAIL DESIGN   |
| C   | 28/09/15 | D. d T.    | A.U.    | ISSUED FOR SQUAD CHECK     |
| D   | 13/10/15 | D. d T.    | A.U.    | ISSUED FOR CLIENT REVIEW   |
| E   | 30/10/15 | D. d T.    | A.U.    | ISSUED FOR CLIENT APPROVAL |
| 0   | 01/12/15 | D. d T.    | A.U.    | ISSUED FOR CONSTRUCTION    |

**WorleyParsons**  
resources & energy  
39 MELROSE BOULEVARD, MELROSE ARCH, JOHANNESBURG  
P.O. Box 61232, MARSHALLTOWN, 2107  
TEL: +27 (0)11 218 3000  
FAX: +27(0)11 218 3100  
www.worleyparsons.com  
WorleyParsons RSA (Pty) Ltd.

| NAME  | SIGNATURE          | DATE       |
|---|--------------------|------------|
| DRAWN BY: A.UJMA                              | <i>[Signature]</i> | 01/12/2015 |
| CHECKED: D. du TOIT                           | <i>[Signature]</i> | 01/12/2015 |
| DESIGNER: R. van SCHALKWYK                    | <i>[Signature]</i> | 01/12/2015 |
| PR ENG: D. du TOIT<br>Pr. No. 201170110       | <i>[Signature]</i> | 01/12/2015 |
| PROJECT ENG MANAGER: L. PADAYACHEE<br>Pr. No. | <i>[Signature]</i> | 01/12/2015 |
| LOCAL PR ENG:                                 |                    |            |
| CLIENT:                                       |                    |            |



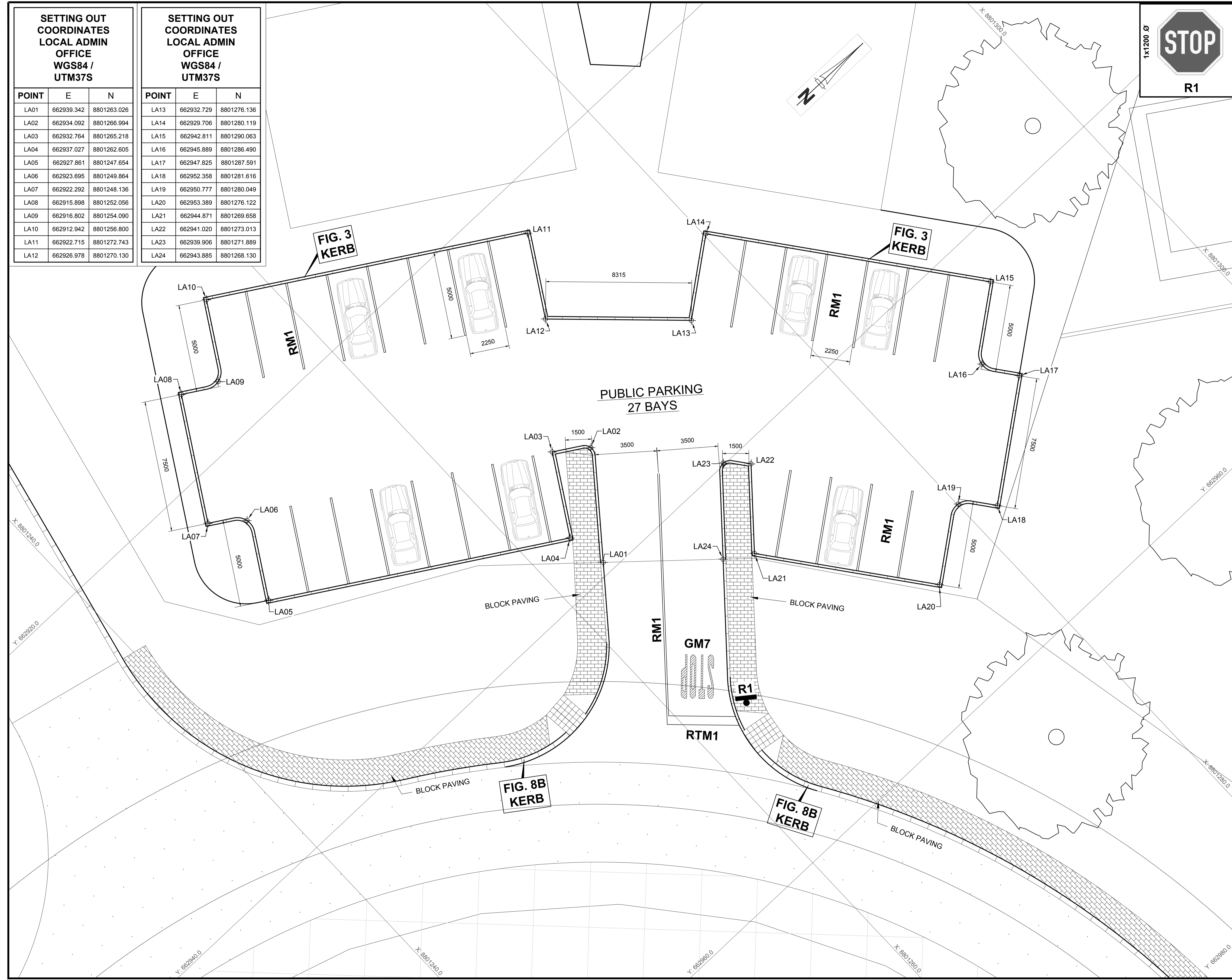
PROJECT  
**AMA 1  
RESETTLEMENT  
VILLAGE**  
DRAWING DESCRIPTION

**PARKING AREA  
LOCAL ADMIN OFFICE**

SCALE: 1:100 ORIGINAL DWG SIZE A1 DATE: DECEMBER 2015

DRAWING NUMBER: C00290-00-CI-DLP-0018-001 REV NO: 0

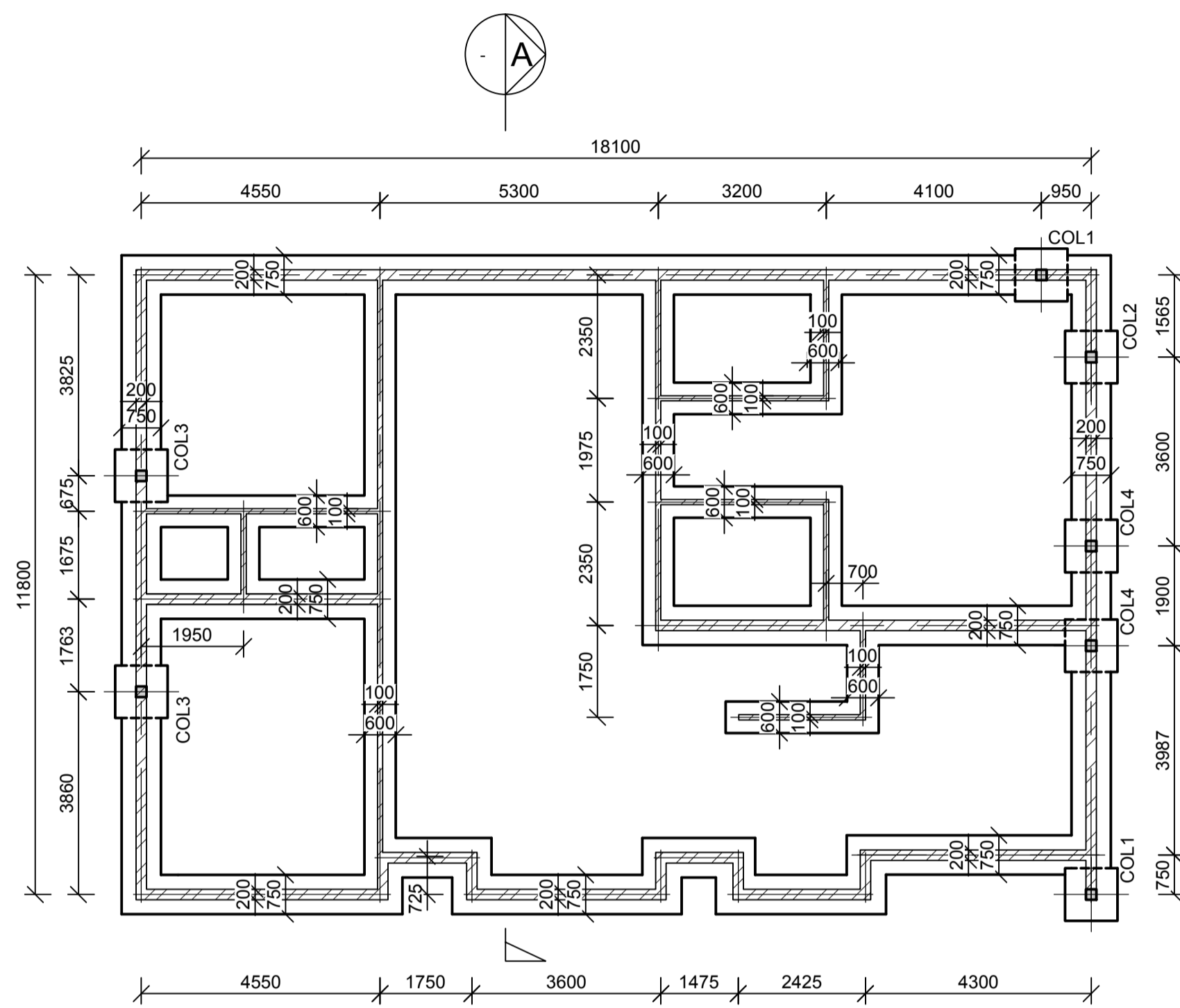
ANADARKO DRAWING NUMBER: EA-MZ-CI0000-WOR-E05-00054-01



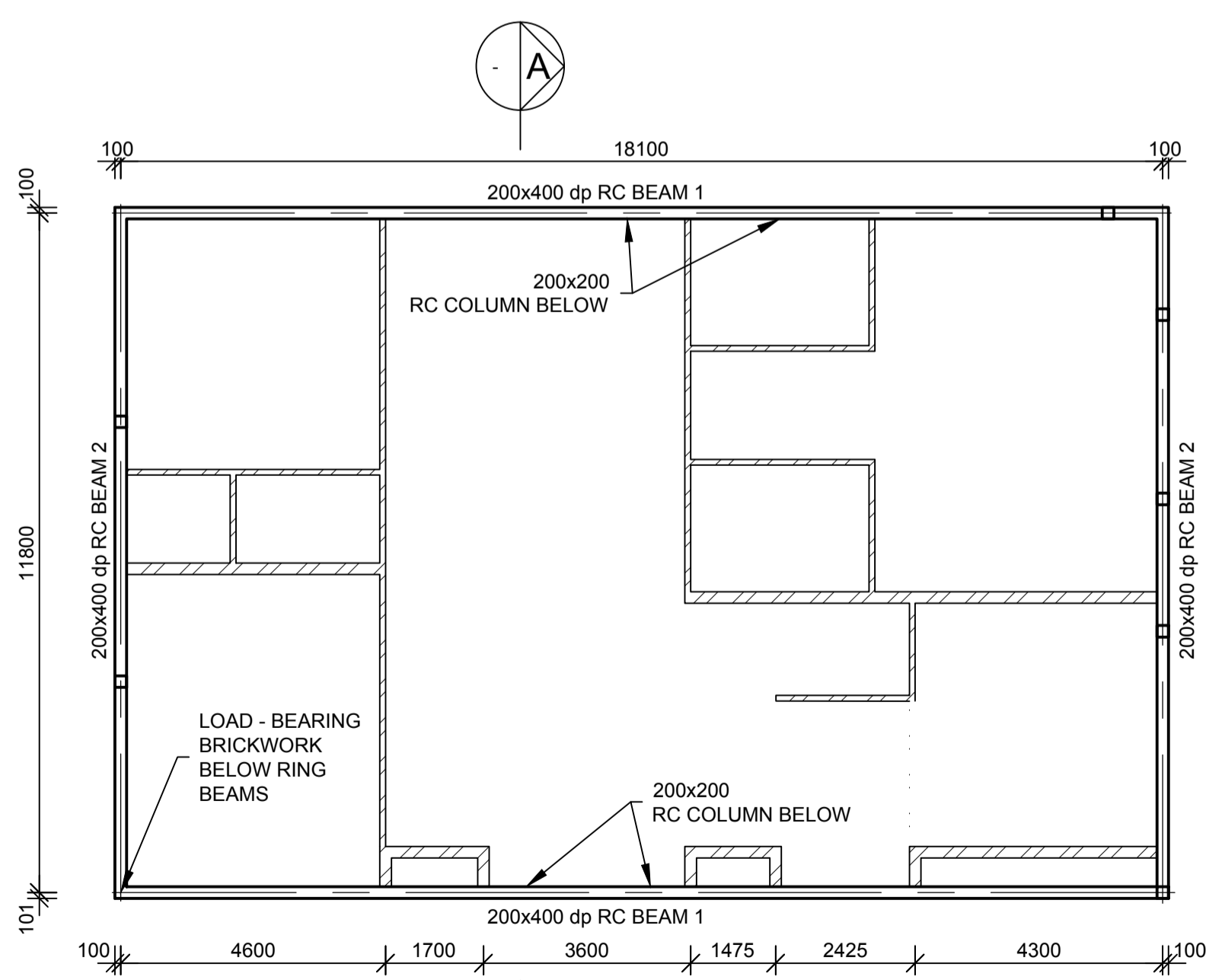
**LEGEND : COLUMNS & BASES**

|       |  |
|-------|--|
| COL 1 | 200x200mm COL., 1000x1000x300mm BASE TO LEVEL T.O.C. = 2.92m |
| COL 2 | 200x200mm COL., 1000x1000x300mm BASE TO LEVEL T.O.C. = 3.71m |
| COL 3 | 200x200mm COL., 1000x1000x300mm BASE TO LEVEL T.O.C. = 4.30m |
| COL 4 | 200x200mm COL., 1000x1000x300mm BASE TO LEVEL T.O.C. = 4.60m |

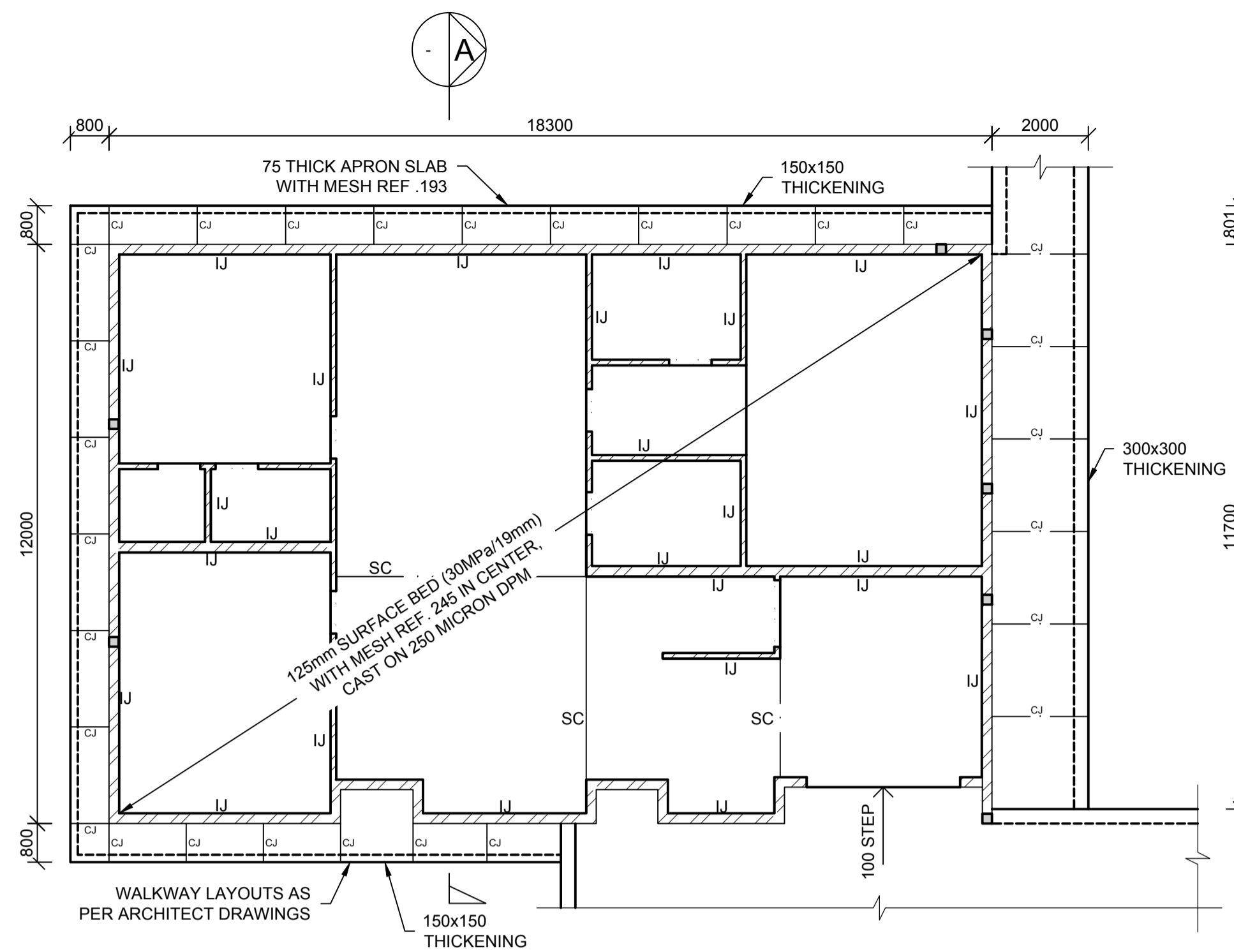
NOTE:  
ALL COLUMNS ARE CENTERED ON BASES, UNLESS INDICATED OTHERWISE



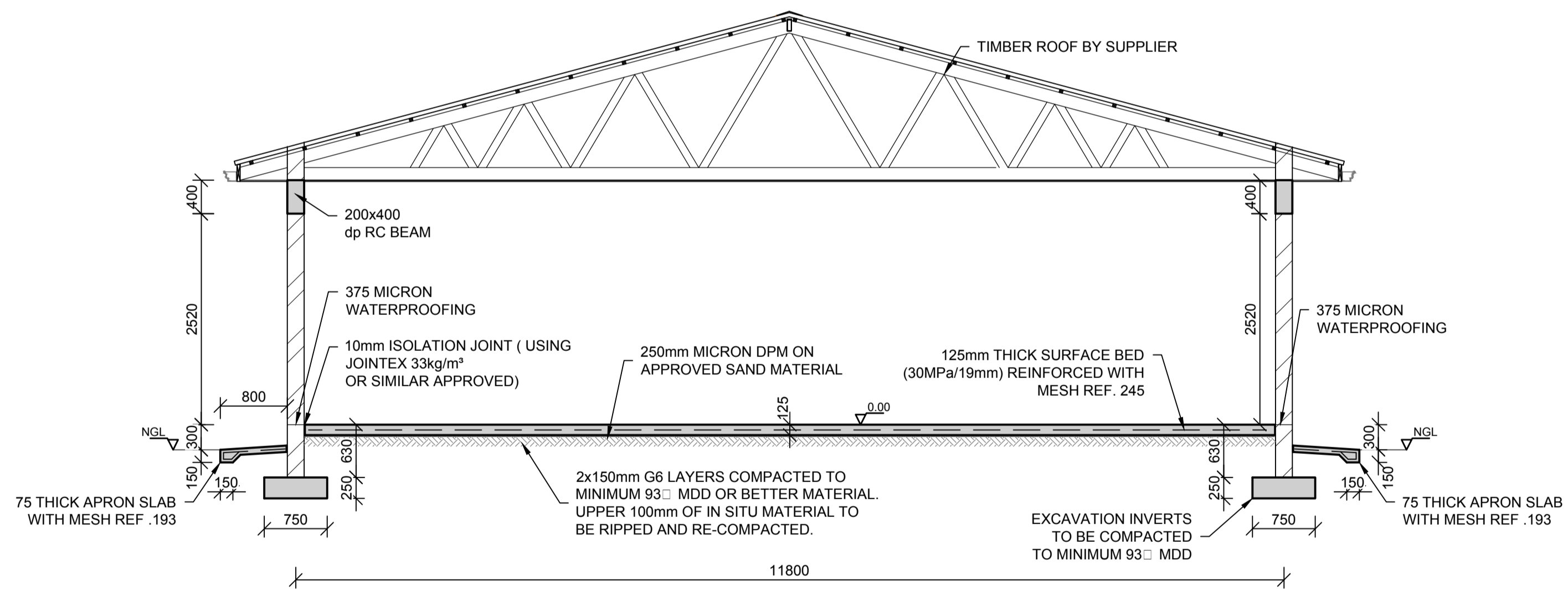
**FOUNDATION LAYOUT**  
SCALE: 1:100



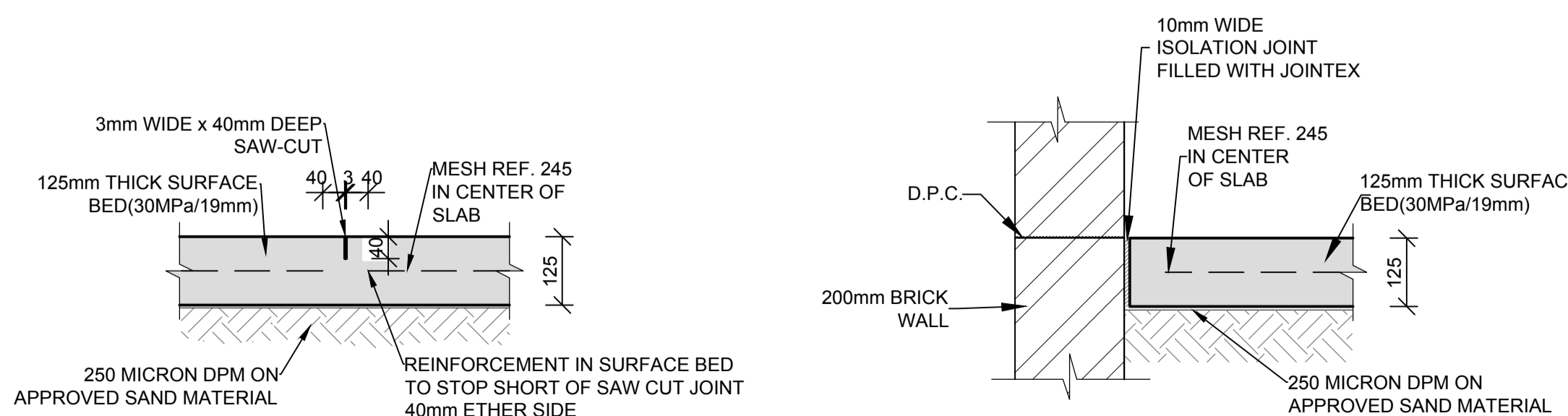
**RING BEAM LAYOUT**  
SCALE: 1:100



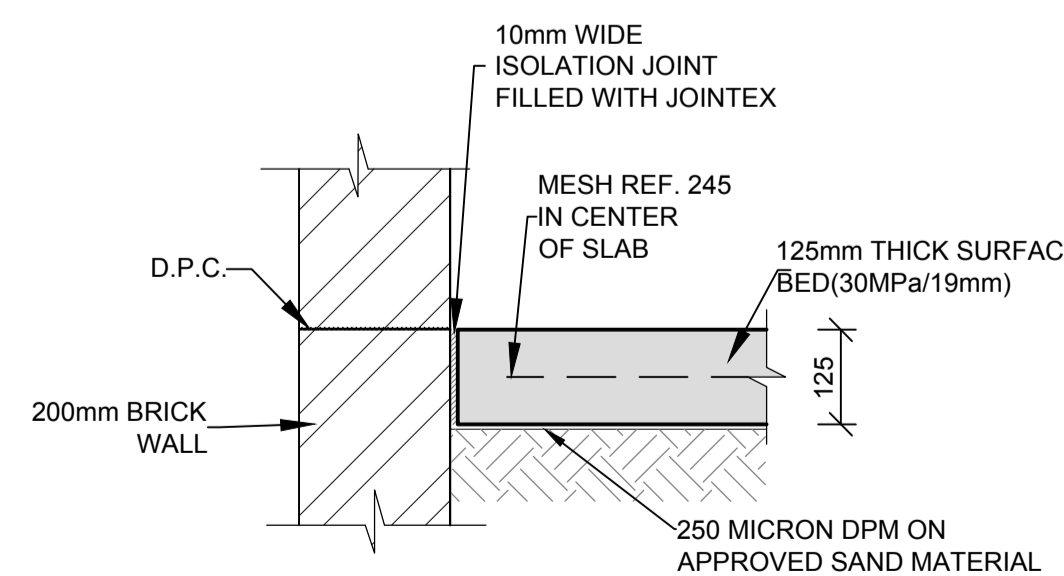
**SURFACE BED LAYOUT**  
SCALE: 1:100



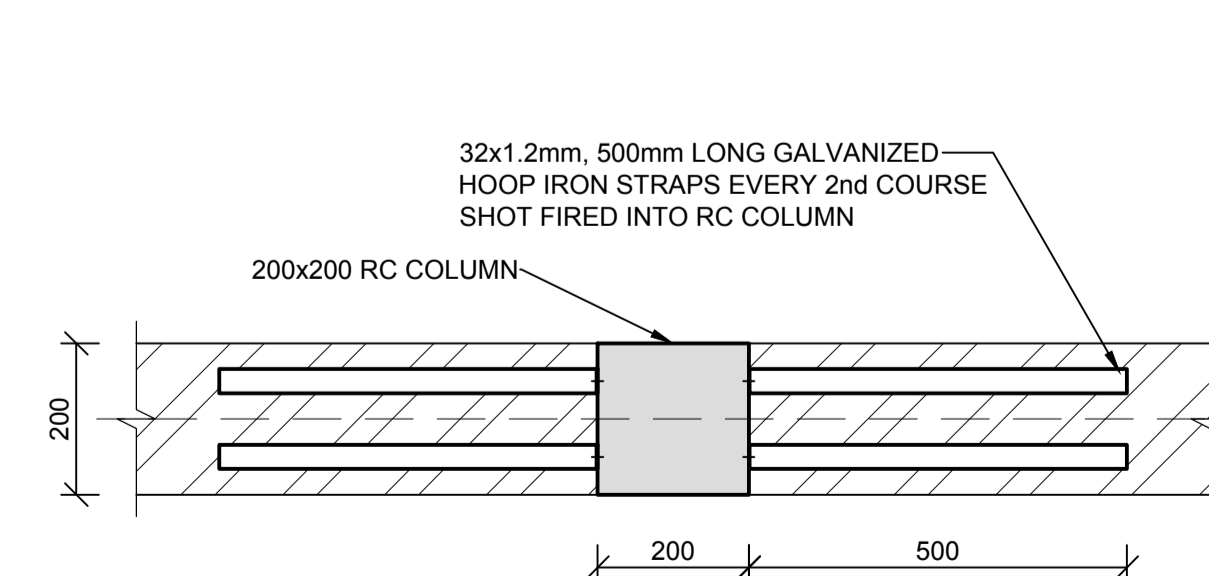
**SECTION A**  
SCALE: 1:50



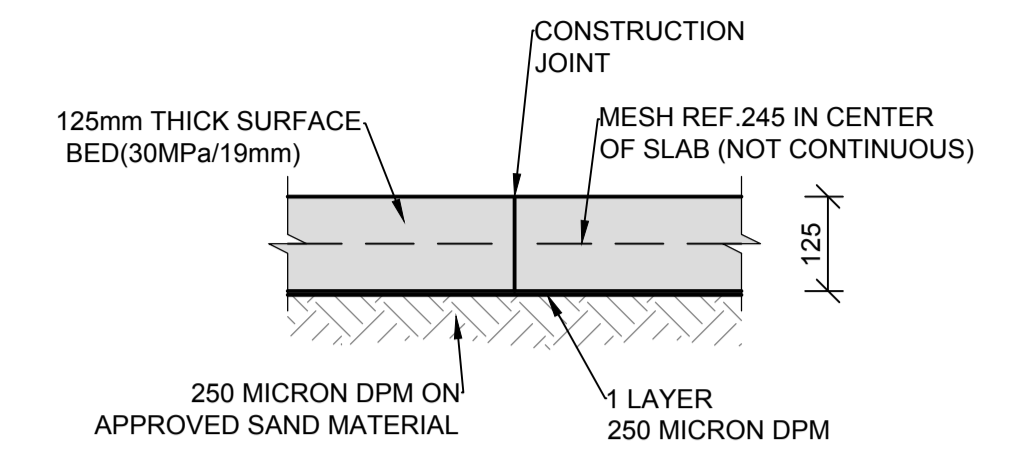
**TYPICAL SAW-CUT JOINT (SC)**  
SCALE: 1:10



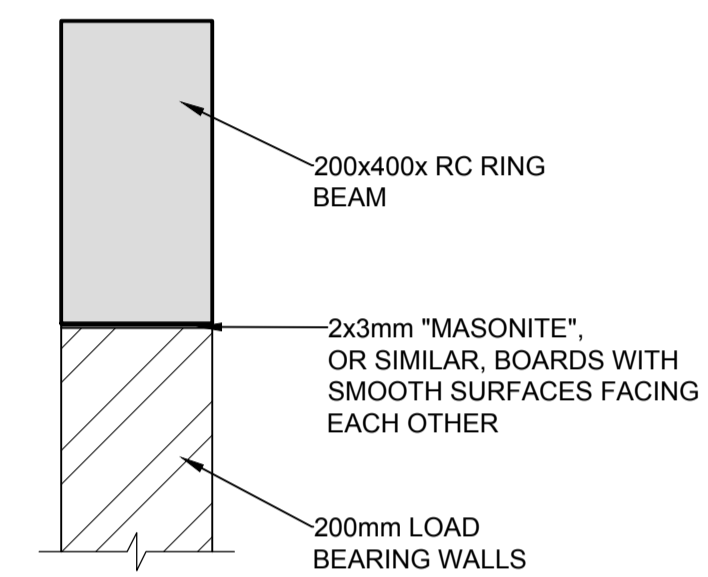
**ISOLATION JOINT (I.J.)**  
SCALE: 1:10



**TYPICAL HOOP IRON JOINT**  
SCALE: 1:10



**TYPICAL CONSTRUCTION JOINT (C.J.)**  
SCALE: 1:10



**TYPICAL BEAM/WALL CONNECTION**  
SCALE: 1:10



**NOTES**

REFER TO STRUCTURAL GENERAL NOTES  
EA-MZ-CI000-WOR-B18-00001-01

REFER TO ARCHITECTS DRAWING  
EA-MZ-CI0100-WOR-E04-00405-01

REFER TO REINFORCEMENT DRAWING  
EA-MZ-CI0100-WOR-E05-00417-01

**ISSUED FOR CONSTRUCTION**

WorleyParsons RSA retains the copyright in all intellectual property, including designs and/or documents prepared in terms of this appointment for the project covered by the appointment. The client may use the designs and/or documents for the sole purpose of their intended use on this project only subject to payment for the design having been received. Use for any other purpose, whether or not the design and/or documents have been paid for constitutes an infringement of copyright, and all rights are reserved.

All dimensions must be verified on site before the works commence. Refer any discrepancies to the Engineer. Copyright reserved

**REVISIONS**

| NO. | DATE     | CHECKED BY | DONE BY | DESCRIPTION                |
|-----|----------|------------|---------|----------------------------|
| A   | 28/07/15 | TS         | NR      | ISSUED FOR INTERNAL REVIEW |
| B   | 03/08/15 | TS         | NR      | ISSUED FOR DETAIL DESIGN   |
| C   | 11/08/15 | TS         | NR      | ISSUED FOR SQUAD CHECK     |
| C1  | 04/09/15 | TS         | NR      | RE-ISSUED FOR SQUAD CHECK  |
| D   | 01/10/15 | TS         | NR      | ISSUED FOR CLIENT REVIEW   |
| E   | 17/11/15 | TS         | NR      | ISSUED FOR CLIENT APPROVAL |
| O   | 03/12/15 | TS         | NR      | ISSUED FOR CONSTRUCTION    |

**WorleyParsons**  
resources & energy

39 MELROSE BOULEVARD, MELROSE ARCH, JOHANNESBURG  
P.O. Box 61232, MARSHALLTOWN, 2107  
TEL: +27 (0) 11 218 3000  
FAX: +27(0)11 218 3100  
www.worleyparsons.com  
WorleyParsons RSA (Pty) Ltd.

| NAME                              | SIGNATURE           | DATE     |
|-----------------------------------|---------------------|----------|
| DRAWN BY: N ROBINSON              | <i>N Robinson</i>   | 03/12/15 |
| CHECKED: T SNYDERS                | <i>T Snymers</i>    | 03/12/15 |
| DESIGNER: T SNYDERS               | <i>T Snymers</i>    | 03/12/15 |
| PR ENG: I ROBINSON                | <i>I Robinson</i>   | 03/12/15 |
| PROJECT ENG MANAGER: L PADAYACHEE | <i>L Padayachee</i> | 03/12/15 |
| LOCAL PR ENG:                     |                     |          |
| CLIENT:                           |                     |          |

**MOZAMBIQUE**  
GAS DEVELOPMENT PROJECT

**Anadarko**  
Moçambique Área 1, Lda

PROJECT  
**AMA 1**  
**RESETTLEMENT VILLAGE**  
DRAWING DESCRIPTION

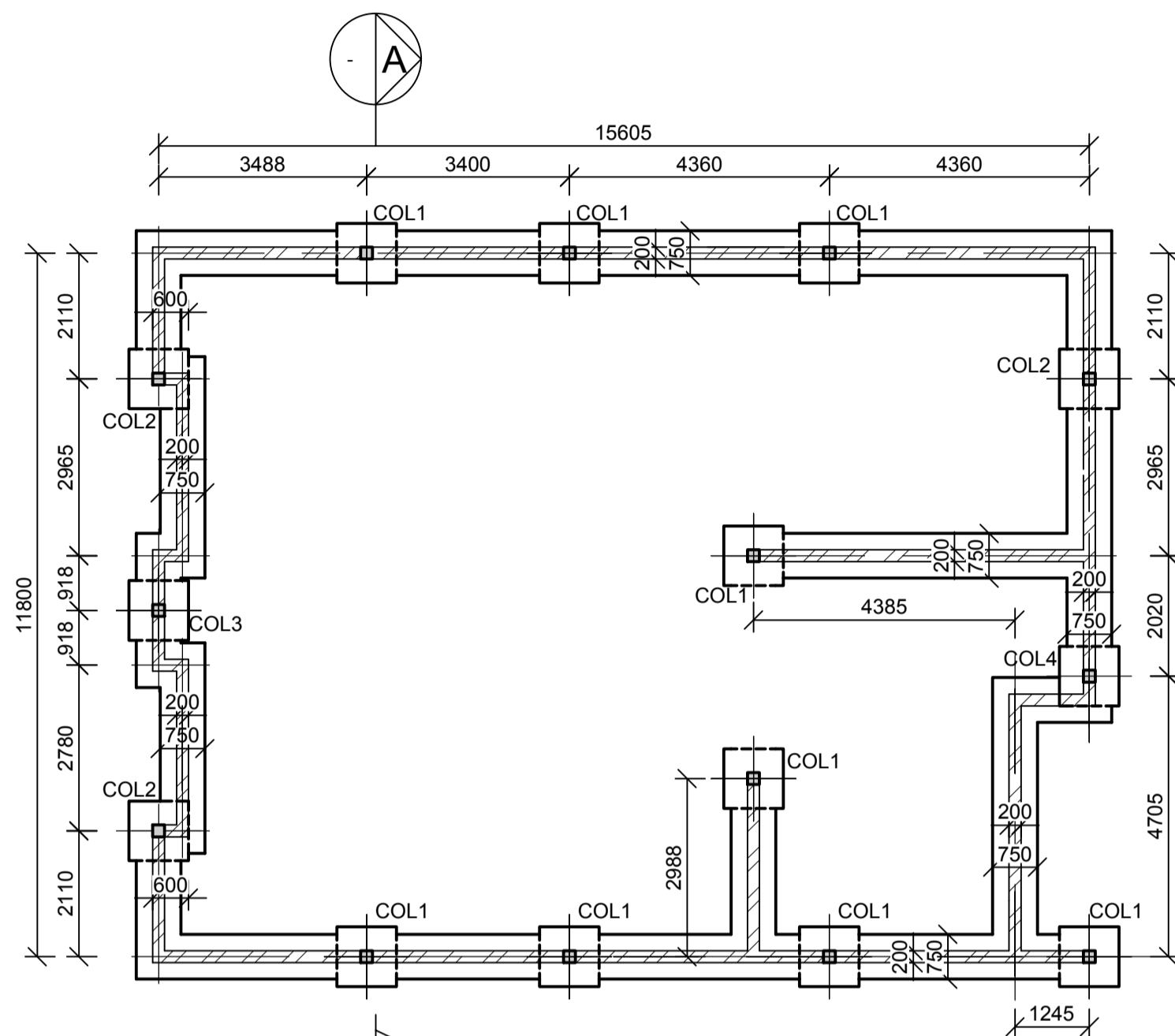
LOCAL ADMINISTRATION  
**BLOCK 2**

|  |                  |
|--|------------------|
| SCALE<br>AS SHOWN<br>ORIGINAL DWG SIZE A1                | DATE<br>DEC 2015 |
| DRAWING NUMBER<br>C00290-00-ST-DRD-0019-001              | REV NO<br>0      |
| ANADARKO DRAWING NUMBER<br>EA-MZ-CI0100-WOR-E05-00457-01 |                  |

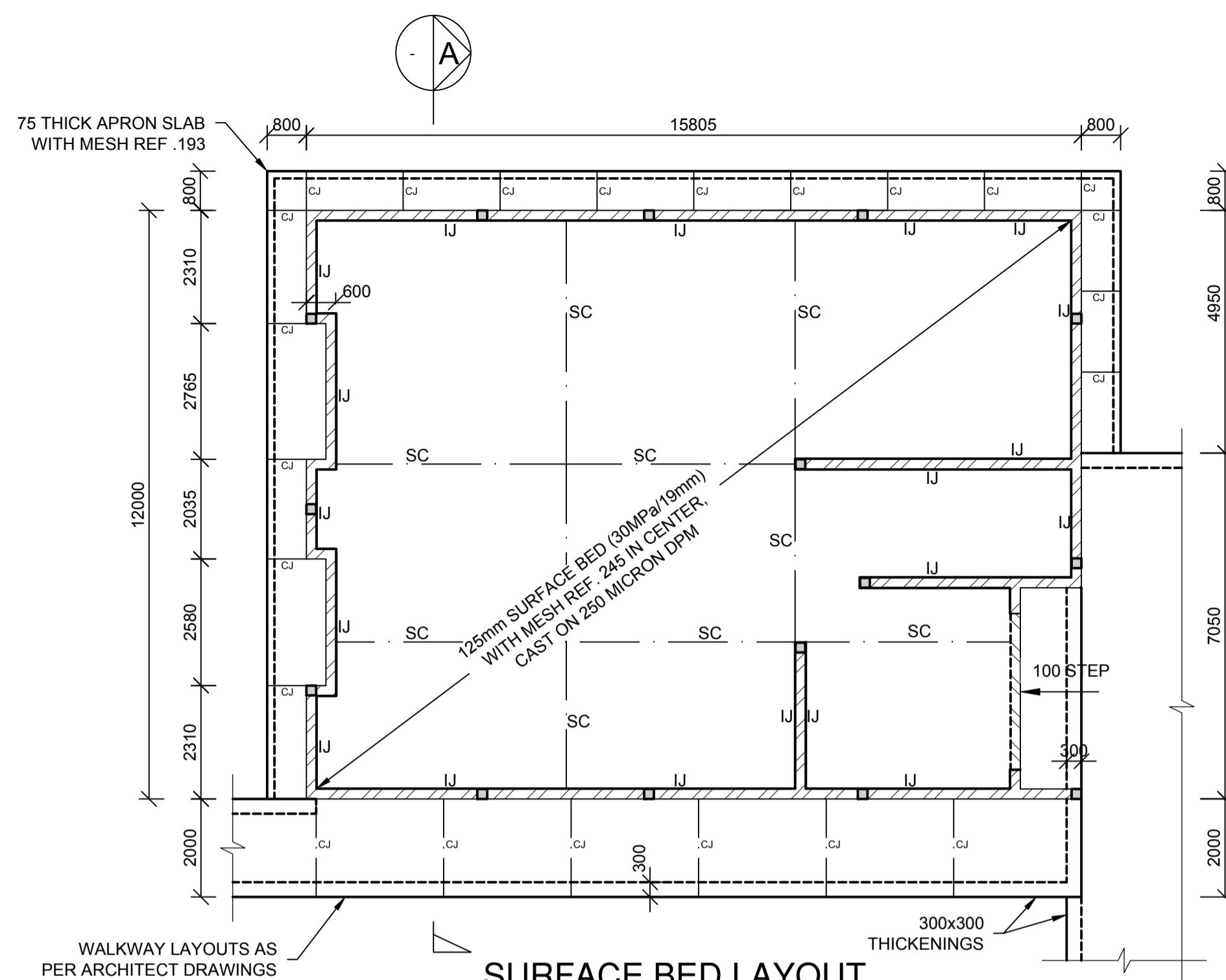
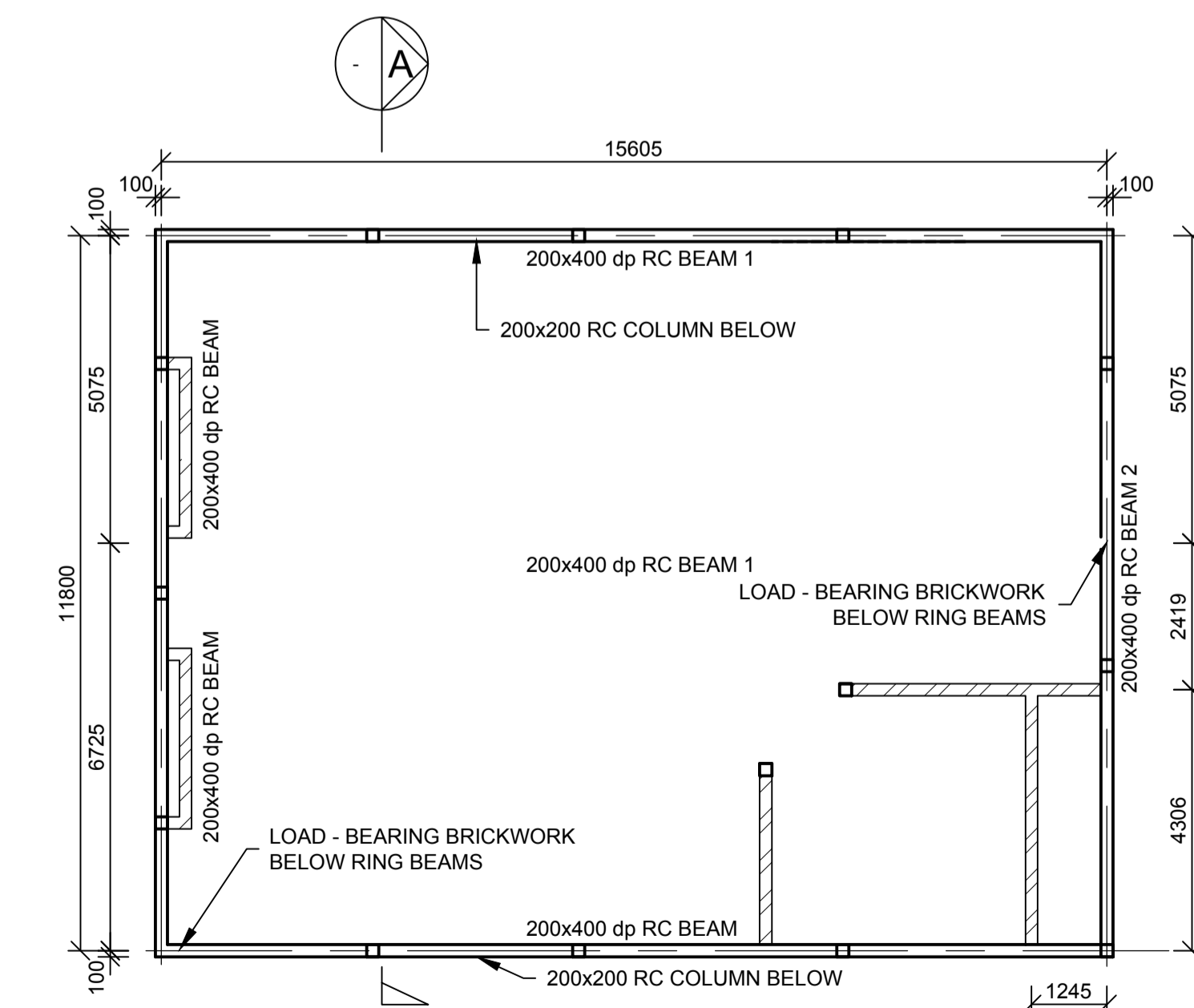
**LEGEND : COLUMNS & BASES**

COL 1 200x200mm COL, 1000x1000x300mm BASE TO LEVEL T.O.C. = 2.92m  
 COL 2 200x200mm COL, 1000x1000x300mm BASE TO LEVEL T.O.C. = 3.94m  
 COL 3 200x200mm COL, 1000x1000x300mm BASE TO LEVEL T.O.C. = 4.76m  
 COL 4 200x200mm COL, 1000x1000x300mm BASE TO LEVEL T.O.C. = 4.60m

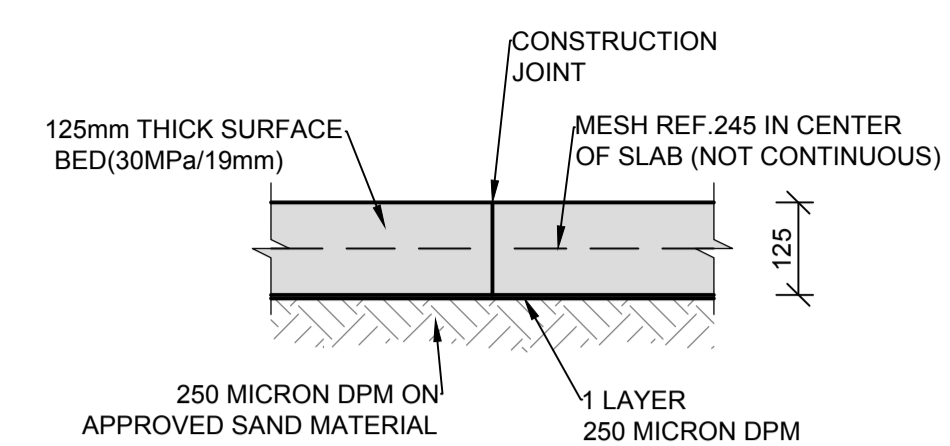
**NOTE:**  
 ALL COLUMNS ARE CENTERED ON BASES, UNLESS INDICATED OTHERWISE



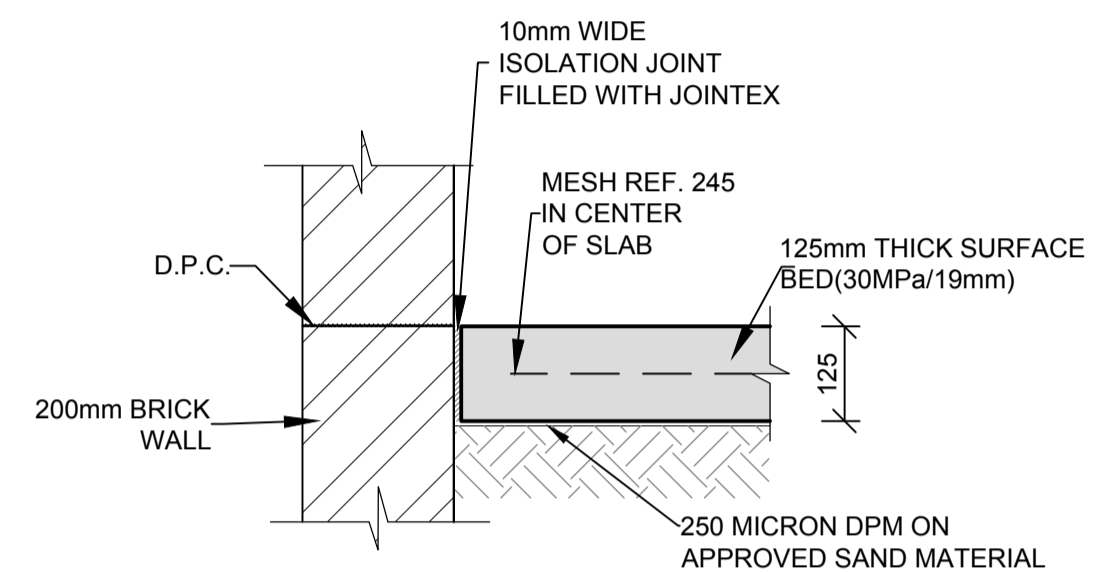
**FOUNDATION LAYOUT**  
 SCALE: 1:100



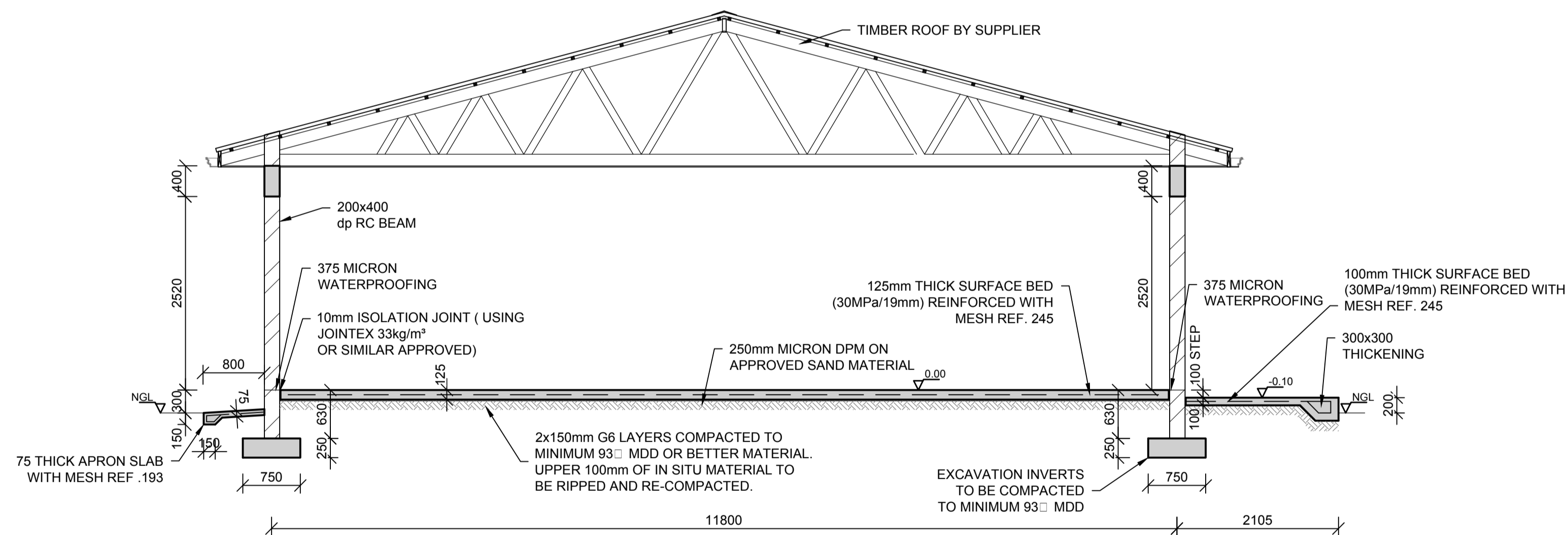
**SURFACE BED LAYOUT**  
 SCALE: 1:100



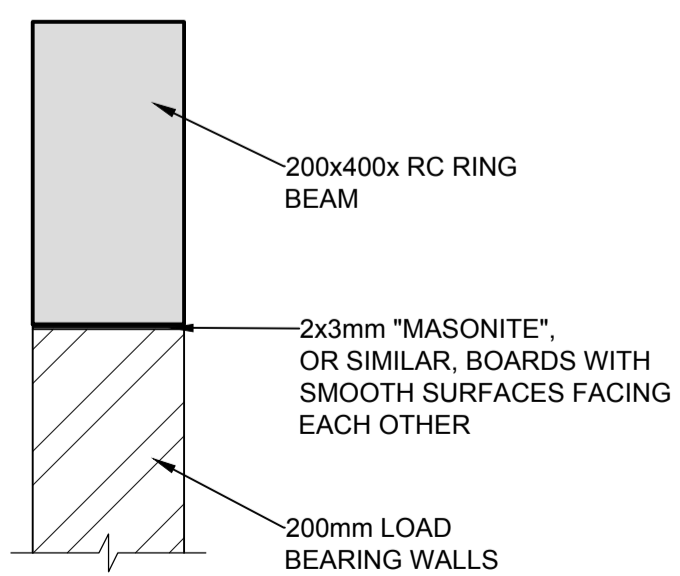
**TYPICAL CONSTRUCTION JOINT (C.J.)**  
 SCALE: 1:10



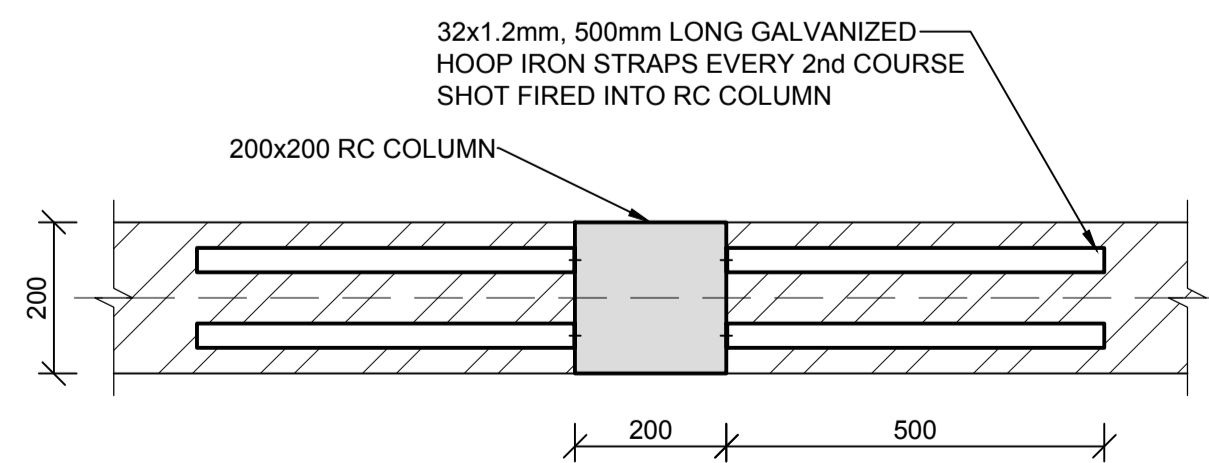
**ISOLATION JOINT (I.J.)**  
 SCALE: 1:10



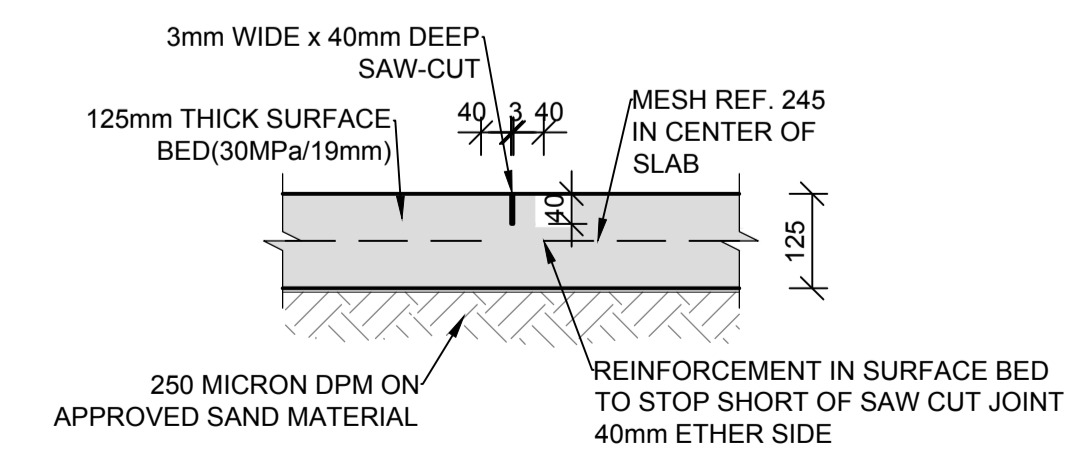
**SECTION A**  
 SCALE: 1:10



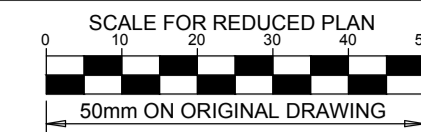
**TYPICAL BEAM/WALL CONNECTION**  
 SCALE: 1:10



**TYPICAL HOOP IRON JOINT**  
 SCALE: 1:10



**TYPICAL SAW-CUT JOINT (SC)**  
 SCALE: 1:10



**NOTES**

REFER TO STRUCTURAL GENERAL NOTES  
 EA-MZ-CI000-WOR-B18-00001-01

REFER TO ARCHITECTS DRAWING  
 EA-MZ-CI0100-WOR-E04-00400-01

REFER TO REINFORCEMENT DRAWING  
 EA-MZ-CI0100-WOR-E05-00416-01

**ISSUED FOR CONSTRUCTION**

WorleyParsons RSA retains the copyright in all intellectual property, including designs and/or documents prepared in terms of this appointment for the project covered by the appointment. The client may use the designs and/or documents for the sole purpose of their intended use on this project only subject to payment for the design having been received. Use for any other purpose, whether or not the design and/or documents have been paid for constitutes an infringement of copyright, and all rights are reserved.

All dimensions must be verified on site before the works commence. Refer any discrepancies to the Engineer. Copyright reserved

**REVISIONS**

| NO. | DATE     | CHECKED BY | DONE BY | DESCRIPTION                |
|-----|----------|------------|---------|----------------------------|
| A   | 28/07/15 | TS         | NR      | ISSUED FOR INTERNAL REVIEW |
| B   | 03/08/15 | TS         | NR      | ISSUED FOR DETAIL DESIGN   |
| C   | 11/08/15 | TS         | NR      | ISSUED FOR SQUAD CHECK     |
| C1  | 04/09/15 | TS         | NR      | RE-ISSUED FOR SQUAD CHECK  |
| D   | 01/10/15 | TS         | NR      | ISSUED FOR CLIENT REVIEW   |
| E   | 17/11/15 | TS         | NR      | ISSUED FOR CLIENT APPROVAL |
| 0   | 03/12/15 | TS         | NR      | ISSUED FOR CONSTRUCTION    |

**WorleyParsons**  
 resources & energy

39 MELROSE BOULEVARD, MELROSE ARCH, JOHANNESBURG  
 P.O. Box 61232, MARSHALLTOWN, 2107  
 TEL: +27 (0) 11 218 3000  
 FAX: +27(0) 11 218 3100  
 www.worleyparsons.com  
 WorleyParsons RSA (Pty) Ltd.

| NAME                              | SIGNATURE           | DATE     |
|-----------------------------------|---------------------|----------|
| DRAWN BY: N ROBINSON              | <i>N Robinson</i>   | 03/12/15 |
| CHECKED: T SNYDERS                | <i>T Snymers</i>    | 03/12/15 |
| DESIGNER: T SNYDERS               | <i>T Snymers</i>    | 03/12/15 |
| PR ENG: I ROBINSON                | <i>I Robinson</i>   | 03/12/15 |
| PROJECT ENG MANAGER: L PADAYACHEE | <i>L Padayachee</i> | 03/12/15 |
| LOCAL PR ENG:                     |                     |          |
| CLIENT:                           |                     |          |

**MOZAMBIQUE**  
 GAS DEVELOPMENT PROJECT

**Anadarko**  
 Moçambique Área 1, Lda

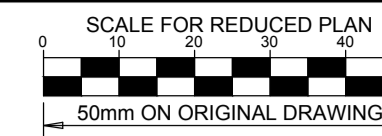
PROJECT  
**AMA 1**  
**RESETTLEMENT VILLAGE**  
 DRAWING DESCRIPTION

**LOCAL ADMINISTRATION BLOCK 1**

SCALE: AS SHOWN ORIGINAL DWG SIZE A1 DATE: DEC 2015

DRAWING NUMBER: C00290-00-ST-DRD-0018-001 REV NO: 0

ANADARKO DRAWING NUMBER: EA-MZ-CI0100-WOR-E05-00456-01



**NOTES**

REFER TO STRUCTURAL GENERAL NOTES  
EA-MZ-CI000-WOR-B18-00001-01

REFER TO ARCHITECTS DRAWING  
EA-MZ-CI0100-WOR-E04-00405-01

REFER TO LAYOUT DRAWING  
EA-MZ-CI0100-WOR-E05-00457-01

REFER TO BENDING SCHEDULES 08 & 09  
ON DRAWING EA-MZ-CI0100-WOR-E05-00061-01

**ISSUED FOR CONSTRUCTION**

WorleyParsons RSA retains the copyright in all intellectual property, including designs and/or documents prepared in terms of this appointment for the project covered by the appointment. The client may use the designs and/or documents for the sole purpose of their intended use on this project only subject to payment for the design having been received. Use for any other purpose, whether or not the design and/or documents have been paid for, constitutes an infringement of copyright, and all rights are reserved.

All dimensions must be verified on site before the works commence. Refer any discrepancies to the Engineer. Copyright reserved

**REVISIONS**

| NO. | DATE     | CHECKED BY | DONE BY | DESCRIPTION                |
|-----|----------|------------|---------|----------------------------|
| A   | 11/09/15 | TS         | NR      | ISSUED FOR INTERNAL REVIEW |
| B   | 14/09/15 | TS         | NR      | ISSUED FOR DETAIL DESIGN   |
| C   | 14/09/15 | TS         | NR      | ISSUED FOR SQUAD CHECK     |
| D   | 01/10/15 | TS         | NR      | ISSUED FOR CLIENT REVIEW   |
| E   | 17/11/15 | TS         | NR      | ISSUED FOR CLIENT APPROVAL |
| 0   | 03/12/15 | TS         | NR      | ISSUED FOR CONSTRUCTION    |

**WorleyParsons**  
resources & energy

39 MELROSE BOULEVARD, MELROSE ARCH, JOHANNESBURG  
P.O. Box 61232, MARSHALLTOWN, 2107  
TEL: +27 (0)11 218 3000  
FAX: +27(0)11 218 3100  
www.worleyparsons.com  
WorleyParsons RSA (Pty) Ltd.

| NAME                              | SIGNATURE           | DATE     |
|-----------------------------------|---------------------|----------|
| DRAWN BY: N ROBINSON              | <i>N Robinson</i>   | 03/12/15 |
| CHECKED: T SNYDERS                | <i>T Snyder</i>     | 03/12/15 |
| DESIGNER: T SNYDERS               | <i>T Snyder</i>     | 03/12/15 |
| PR ENG: I ROBINSON                | <i>I Robinson</i>   | 03/12/15 |
| PROJECT ENG MANAGER: L PADAYACHEE | <i>L Padayachee</i> | 03/12/15 |
| LOCAL PR ENG:                     |                     |          |
| CLIENT:                           |                     |          |

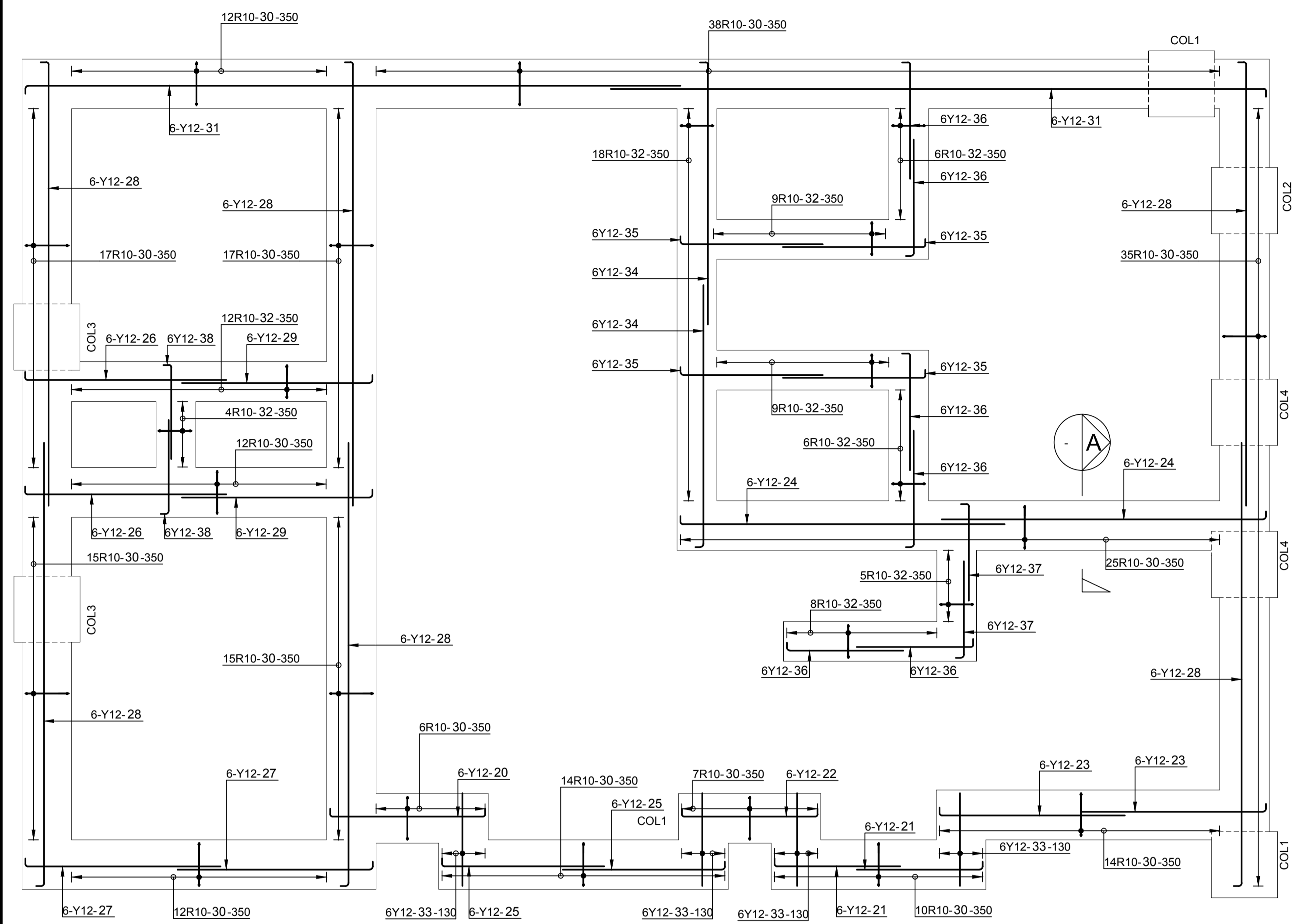
**MOZAMBIQUE**  
GAS DEVELOPMENT PROJECT

**Anadarko**  
Moçambique Área 1, Lda

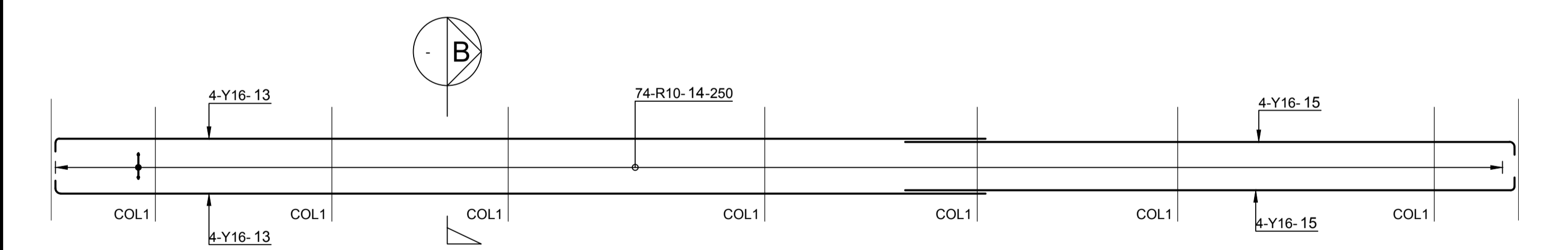
PROJECT  
**AMA 1  
RESETTLEMENT  
VILLAGE**

DRAWING DESCRIPTION  
**LOCAL ADMINISTRATION  
BLOCK 2  
REINFORCEMENT**

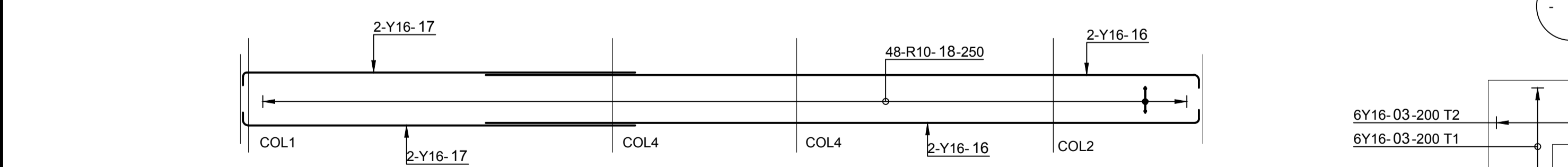
|  |                  |
|--|------------------|
| SCALE<br>AS SHOWN<br>ORIGINAL DWG SIZE A1                | DATE<br>DEC 2015 |
| DRAWING NUMBER<br>C00290-00-ST-DAL-0014-001              | REV NO<br>0      |
| ANADARKO DRAWING NUMBER<br>EA-MZ-CI0100-WOR-E05-00417-01 |                  |



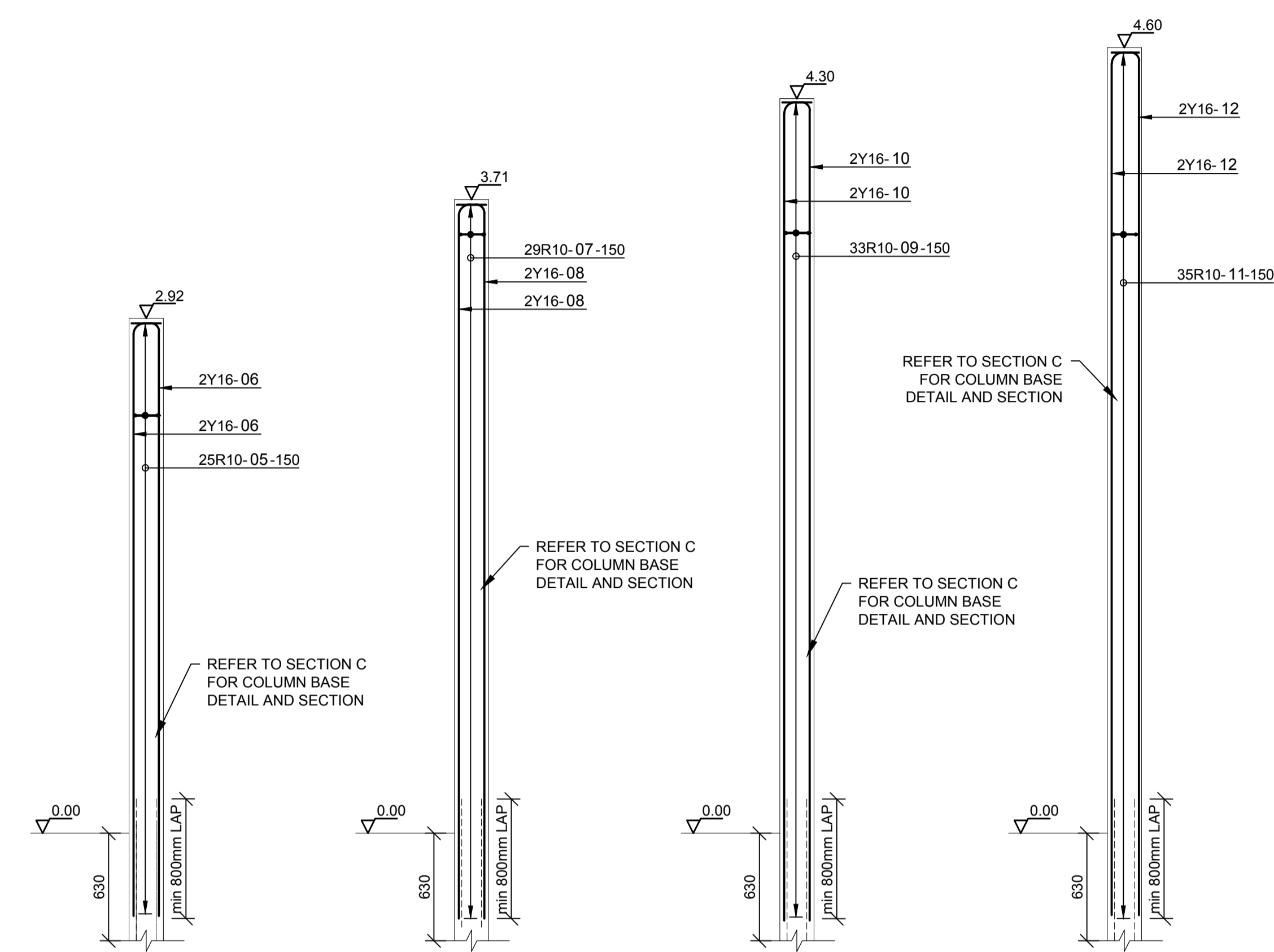
**STRIP FOUNDATIONS  
REINFORCEMENT**  
SCALE 1 : 50



**RING BEAM 1  
REINFORCEMENT**  
SCALE 1 : 50



**RING BEAM 2  
REINFORCEMENT**  
SCALE 1 : 50

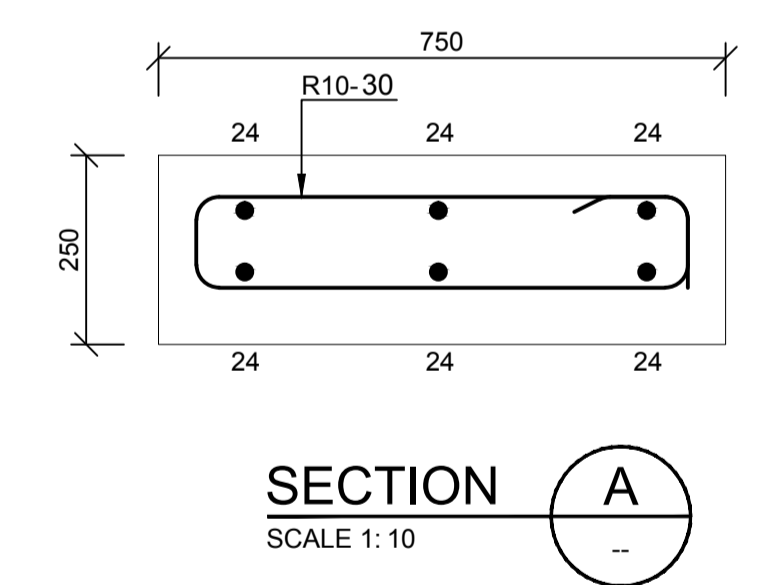


**TYPICAL COLUMN 1  
REINFORCEMENT** SCALE 1 : 25

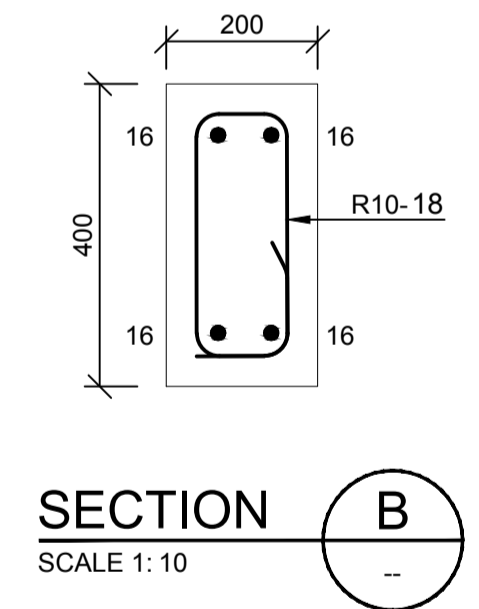
**TYPICAL COLUMN 2  
REINFORCEMENT** SCALE 1 : 25

**TYPICAL COLUMN 3  
REINFORCEMENT** SCALE 1 : 25

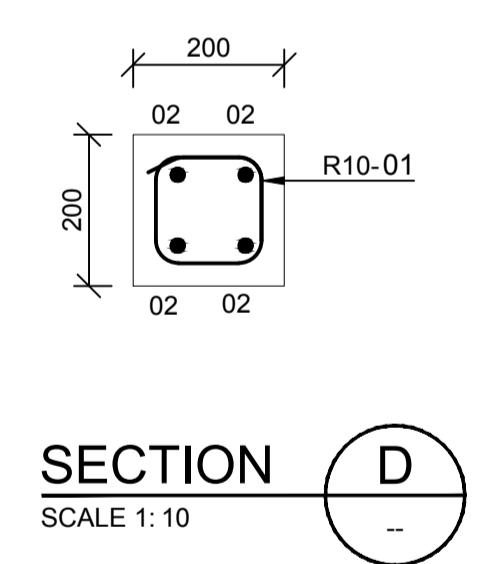
**TYPICAL COLUMN 4  
REINFORCEMENT** SCALE 1 : 25



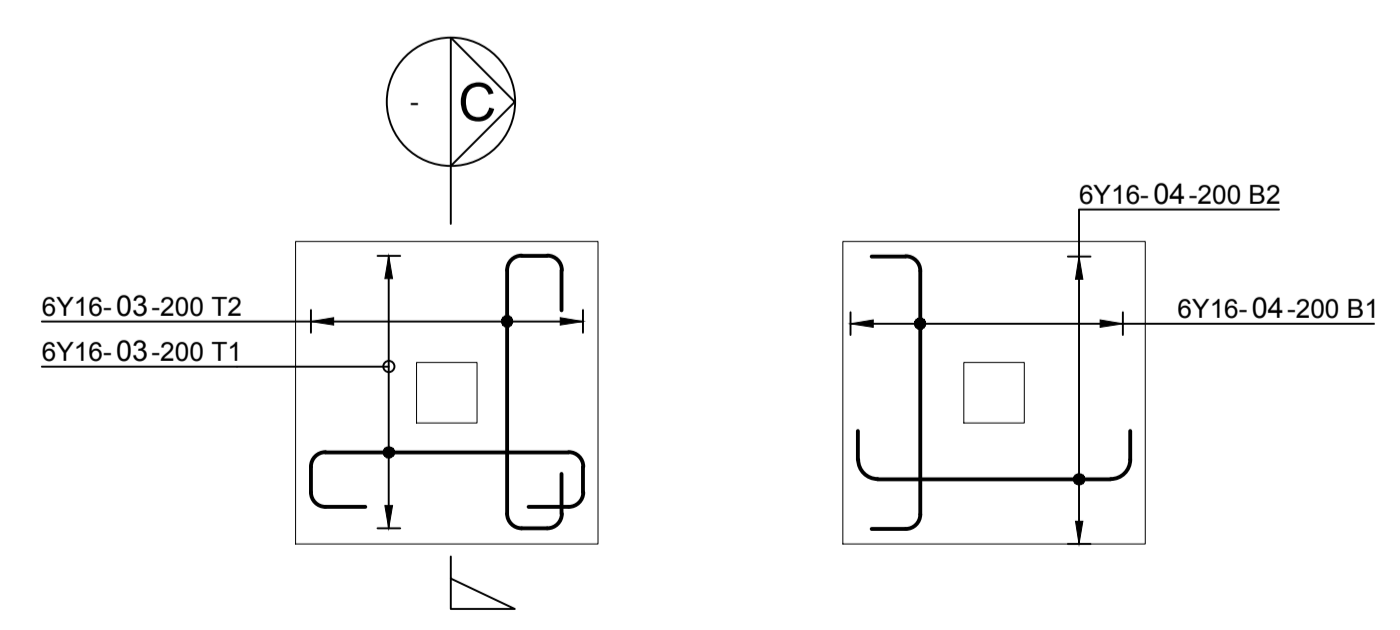
**SECTION A**  
SCALE 1:10



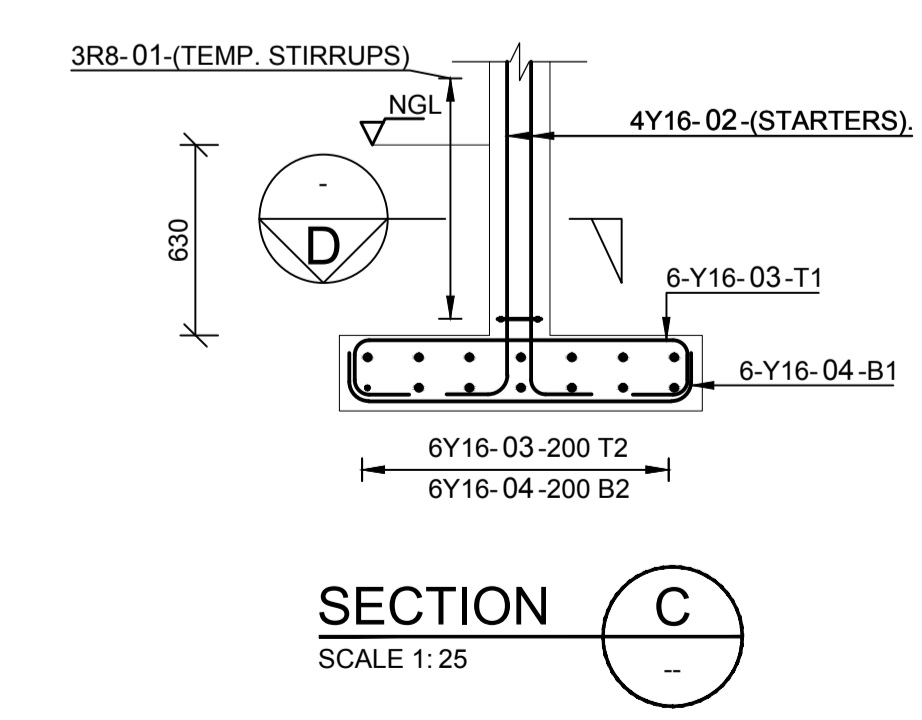
**SECTION B**  
SCALE 1:10



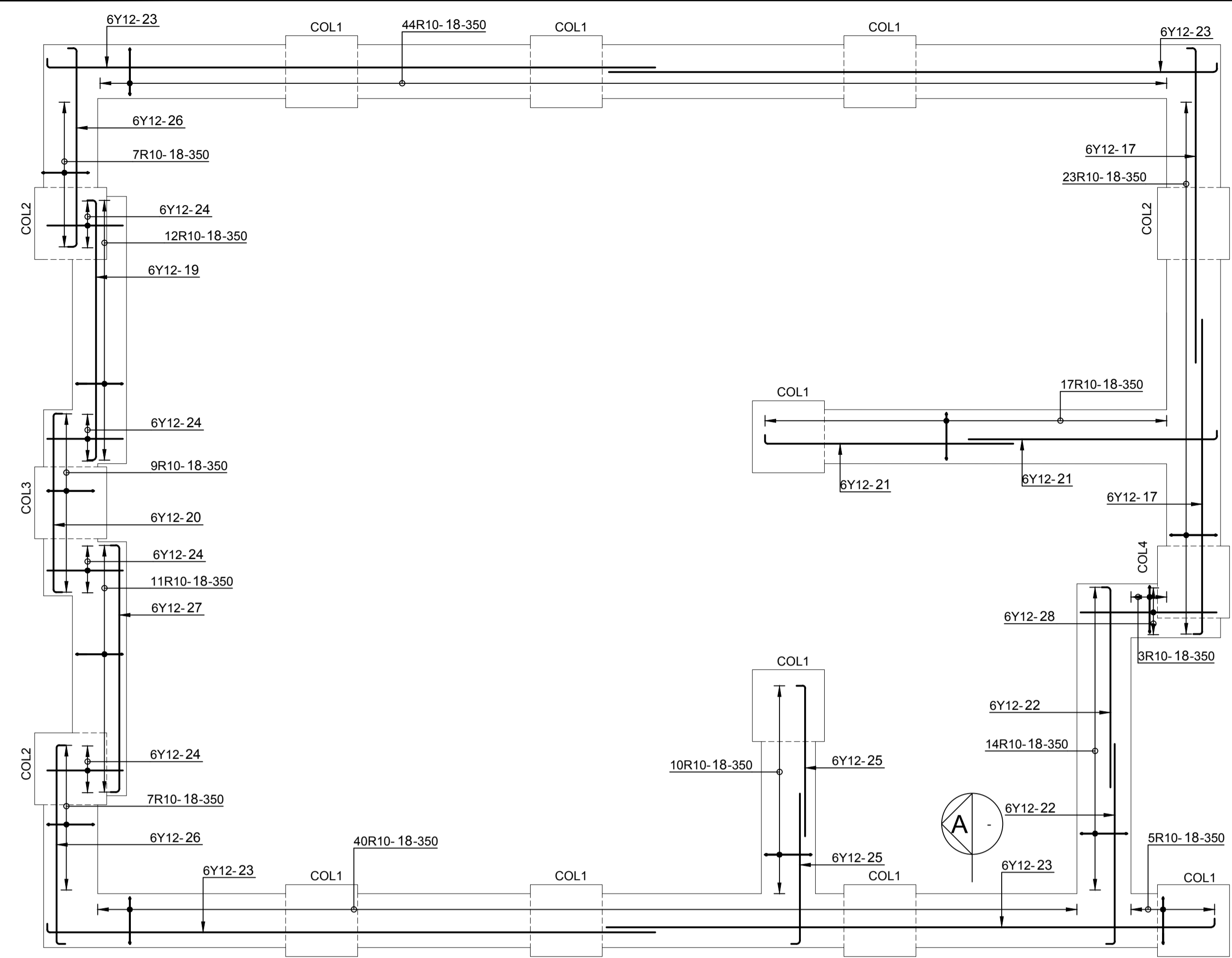
**SECTION D**  
SCALE 1:10



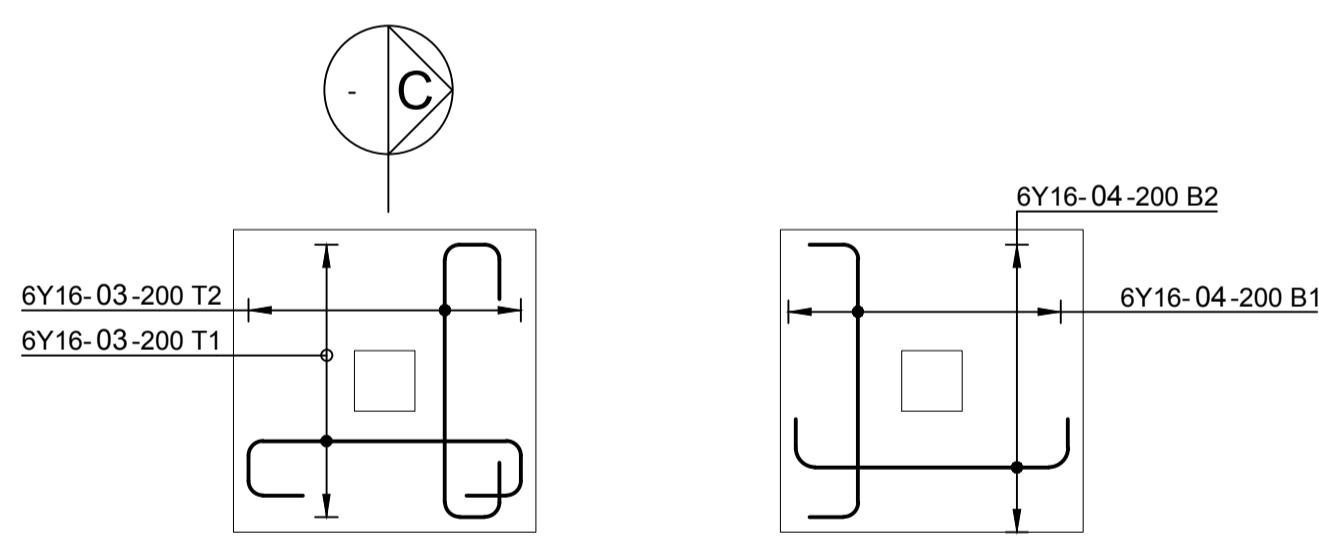
**1000x1000 BASE  
TYPICAL REINFORCEMENT**  
SCALE 1 : 25



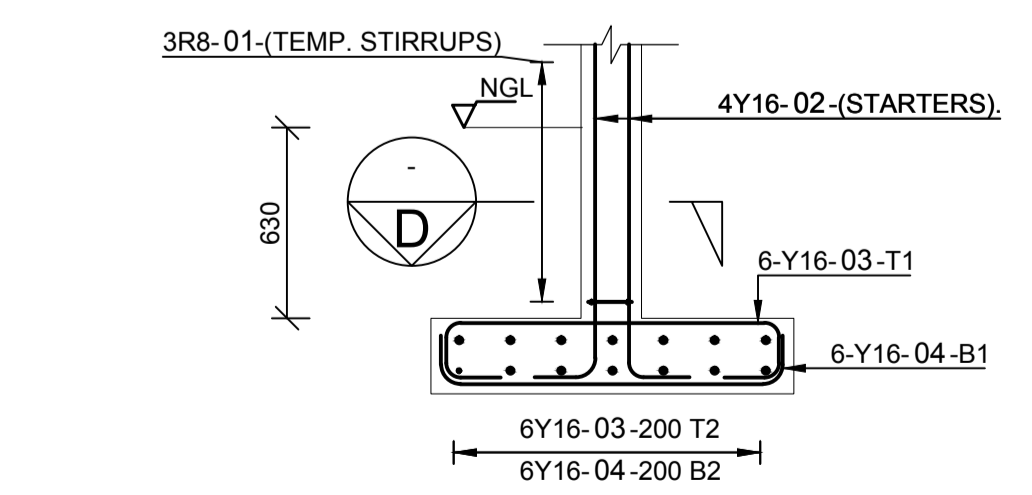
**SECTION C**  
SCALE 1:25



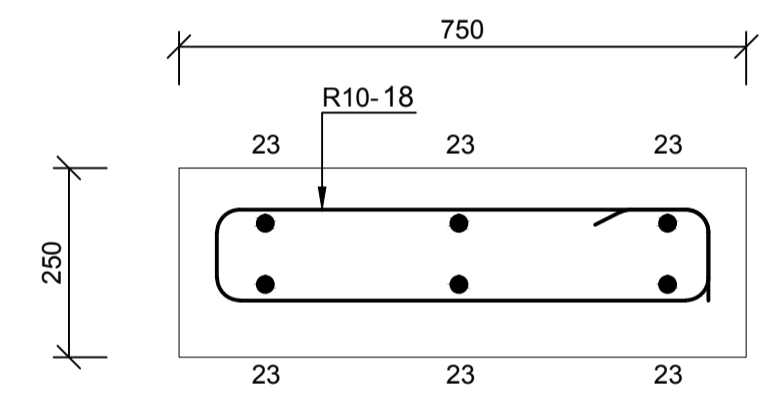
**STRIP FOUNDATIONS REINFORCEMENT**  
SCALE 1 : 50



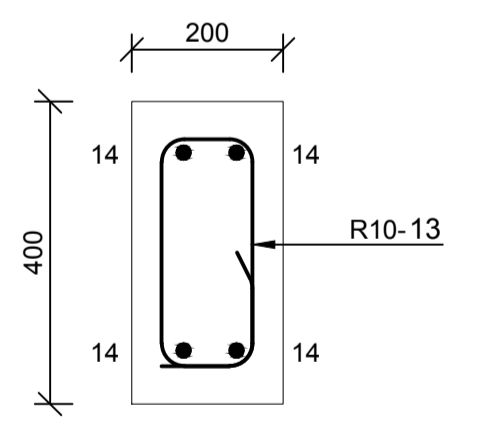
**1000x1000 BASE TYPICAL REINFORCEMENT**  
SCALE 1 : 25



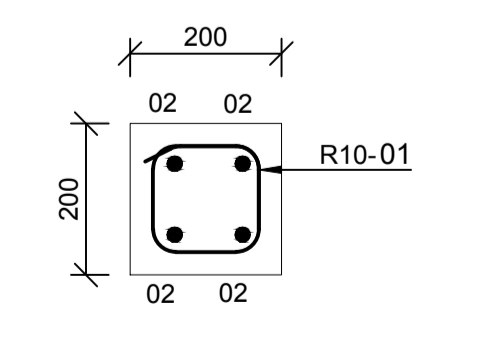
**SECTION C**  
SCALE 1:25



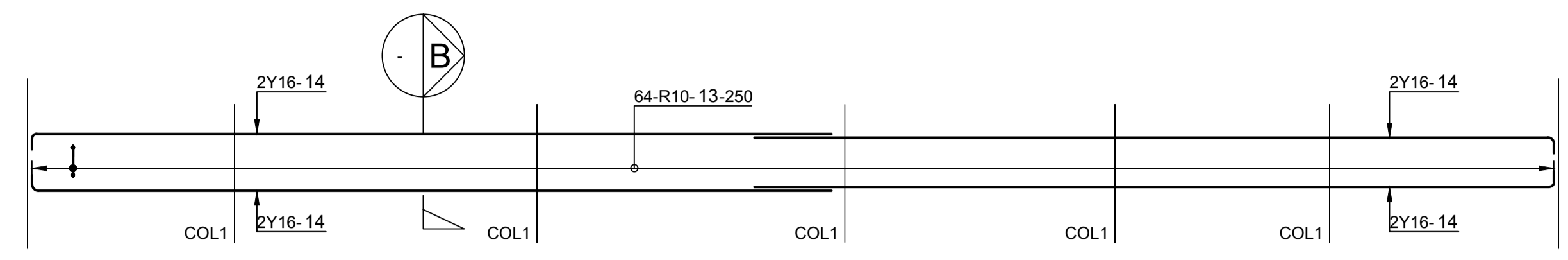
**SECTION A**  
SCALE 1:10



**SECTION B**  
SCALE 1:10



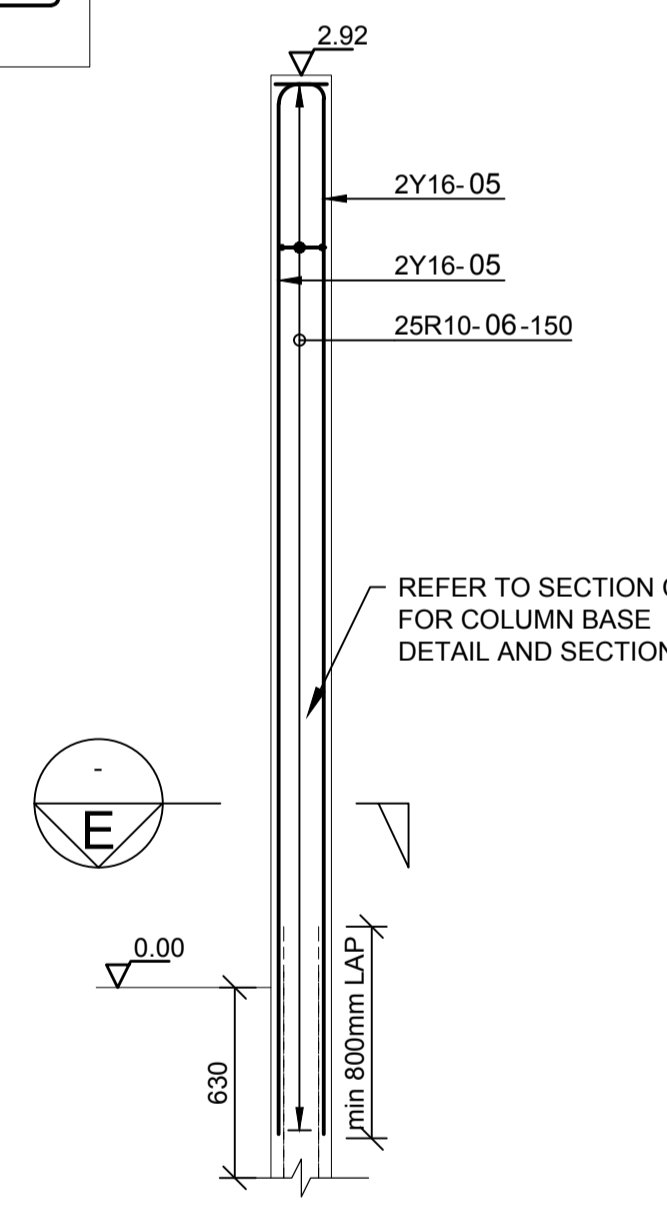
**SECTION D**  
SCALE 1:10



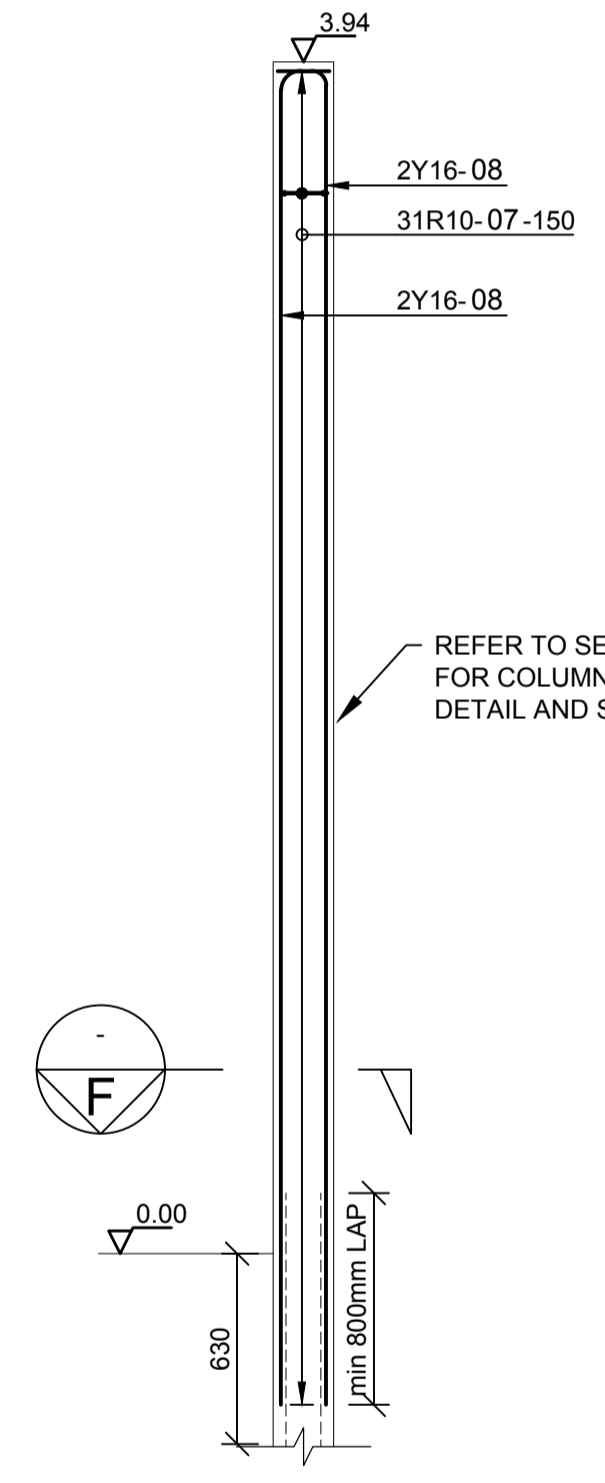
**RING BEAM 1 REINFORCEMENT**  
SCALE 1 : 50



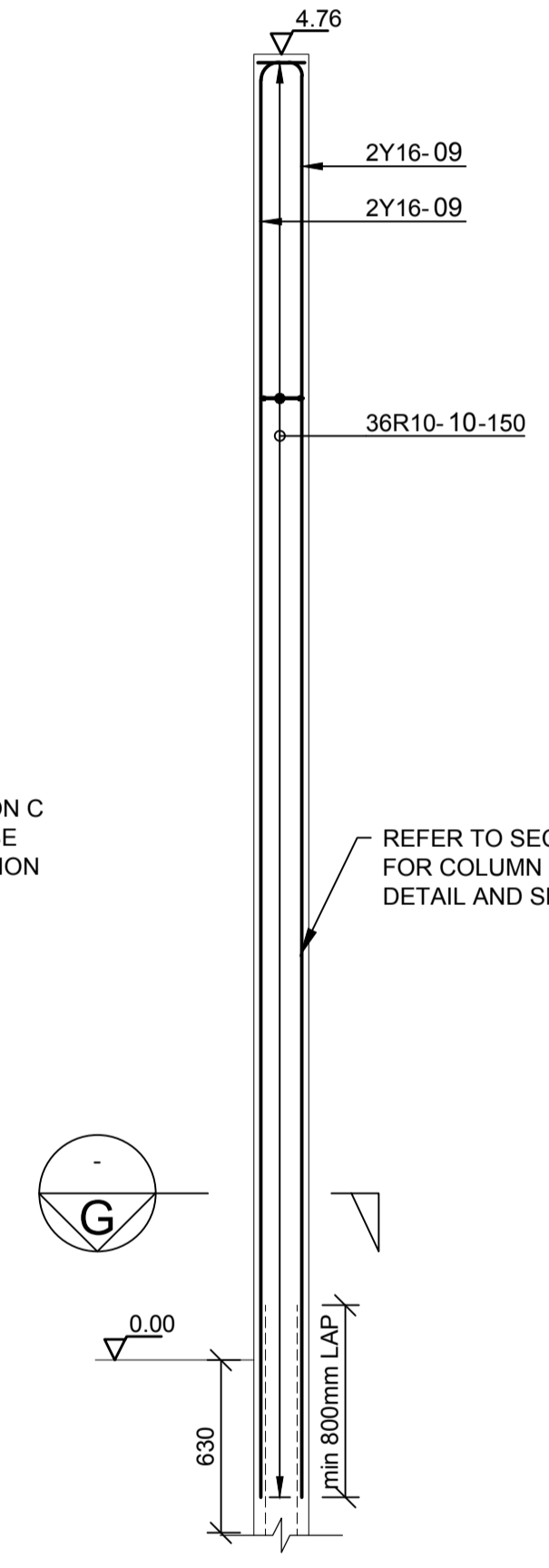
**RING BEAM 2 REINFORCEMENT**  
SCALE 1 : 50



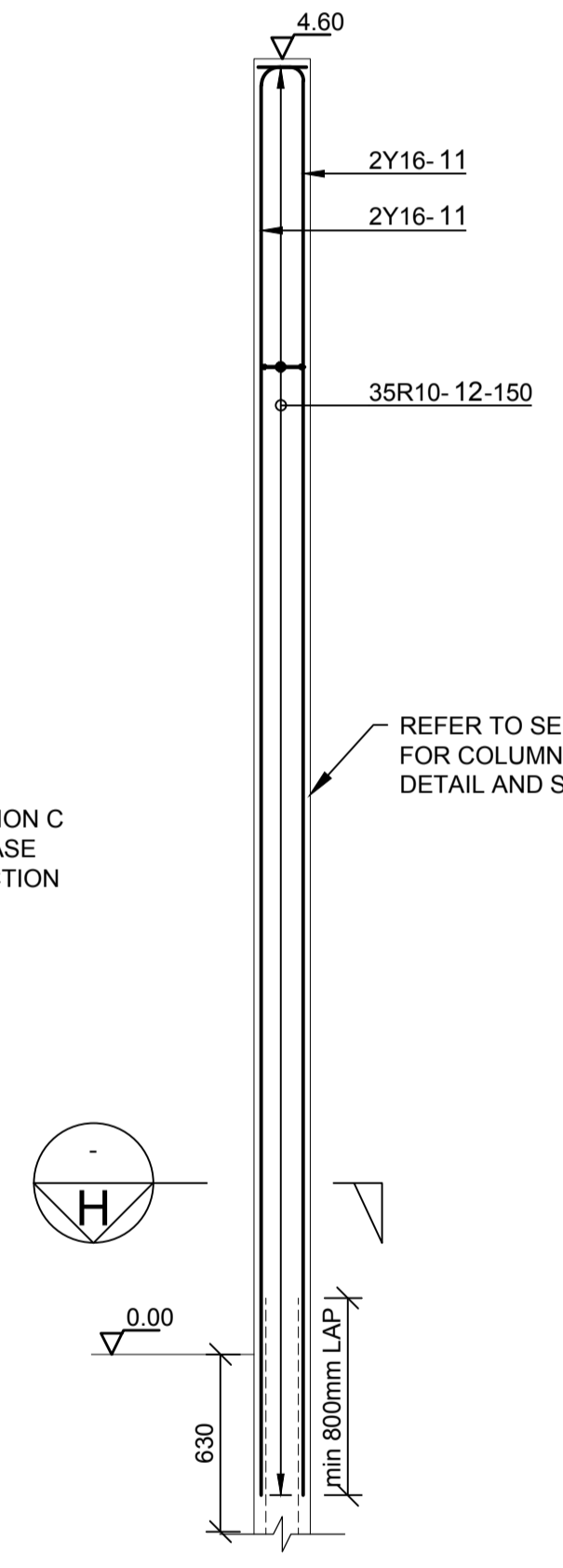
**TYPICAL COLUMN 1 REINFORCEMENT**  
SCALE 1 : 25



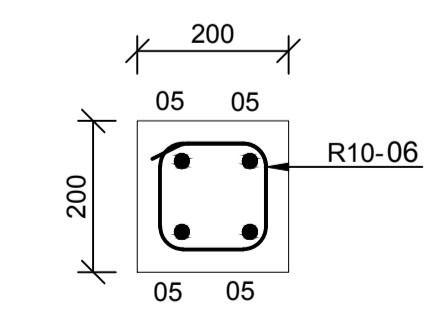
**TYPICAL COLUMN 2 REINFORCEMENT**  
SCALE 1 : 25



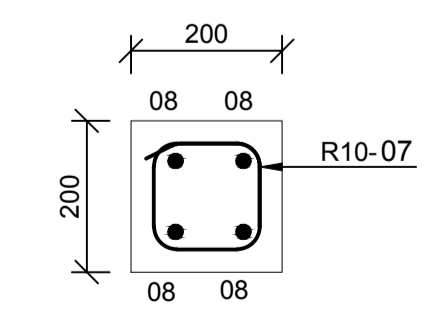
**TYPICAL COLUMN 3 REINFORCEMENT**  
SCALE 1 : 25



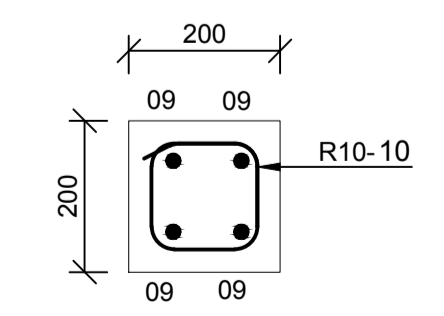
**TYPICAL COLUMN 4 REINFORCEMENT**  
SCALE 1 : 25



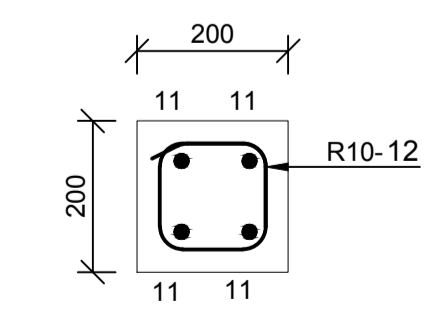
**SECTION E**  
SCALE 1:10



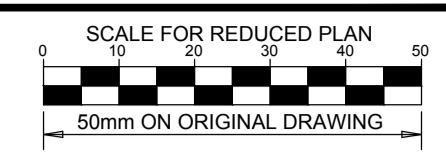
**SECTION F**  
SCALE 1:10



**SECTION G**  
SCALE 1:10



**SECTION H**  
SCALE 1:10



**NOTES**

- REFER TO STRUCTURAL GENERAL NOTES EA-MZ-CI0000-WOR-B18-00001-01
- REFER TO ARCHITECTS DRAWING EA-MZ-CI0100-WOR-E04-00400-01
- REFER TO LAYOUT DRAWING EA-MZ-CI0100-WOR-E05-00456-01
- REFER TO BENDING SCHEDULE 07 ON DRAWING EA-MZ-CI0100-WOR-E05-00061-01

**ISSUED FOR CONSTRUCTION**

WorleyParsons RSA retains the copyright in all intellectual property, including designs and/or documents prepared in terms of this appointment for the project covered by the appointment. The client may use the designs and/or documents for the sole purpose of their intended use on this project only subject to payment for the design having been received. Use for any other purpose, whether or not the design and/or documents have been paid for, constitutes an infringement of copyright, and all rights are reserved.

All dimensions must be verified on site before the works commence. Refer any discrepancies to the Engineer. Copyright reserved

**REVISIONS**

| NO. | DATE     | CHECKED BY | DONE BY | DESCRIPTION                |
|-----|----------|------------|---------|----------------------------|
| A   | 11/09/15 | TS         | NR      | ISSUED FOR INTERNAL REVIEW |
| B   | 14/09/15 | TS         | NR      | ISSUED FOR DETAIL DESIGN   |
| C   | 14/09/15 | TS         | NR      | ISSUED FOR SQUAD CHECK     |
| D   | 01/10/15 | TS         | NR      | ISSUED FOR CLIENT REVIEW   |
| E   | 17/11/15 | TS         | NR      | ISSUED FOR CLIENT APPROVAL |
| 0   | 03/12/15 | TS         | NR      | ISSUED FOR CONSTRUCTION    |

**WorleyParsons**  
resources & energy

39 MELROSE BOULEVARD, MELROSE ARCH, JOHANNESBURG  
P.O. Box 61232, MARSHALLTOWN, 2107  
TEL: +27 (0)11 218 3000  
FAX: +27(0)11 218 3100  
www.worleyparsons.com  
WorleyParsons RSA (Pty) Ltd.

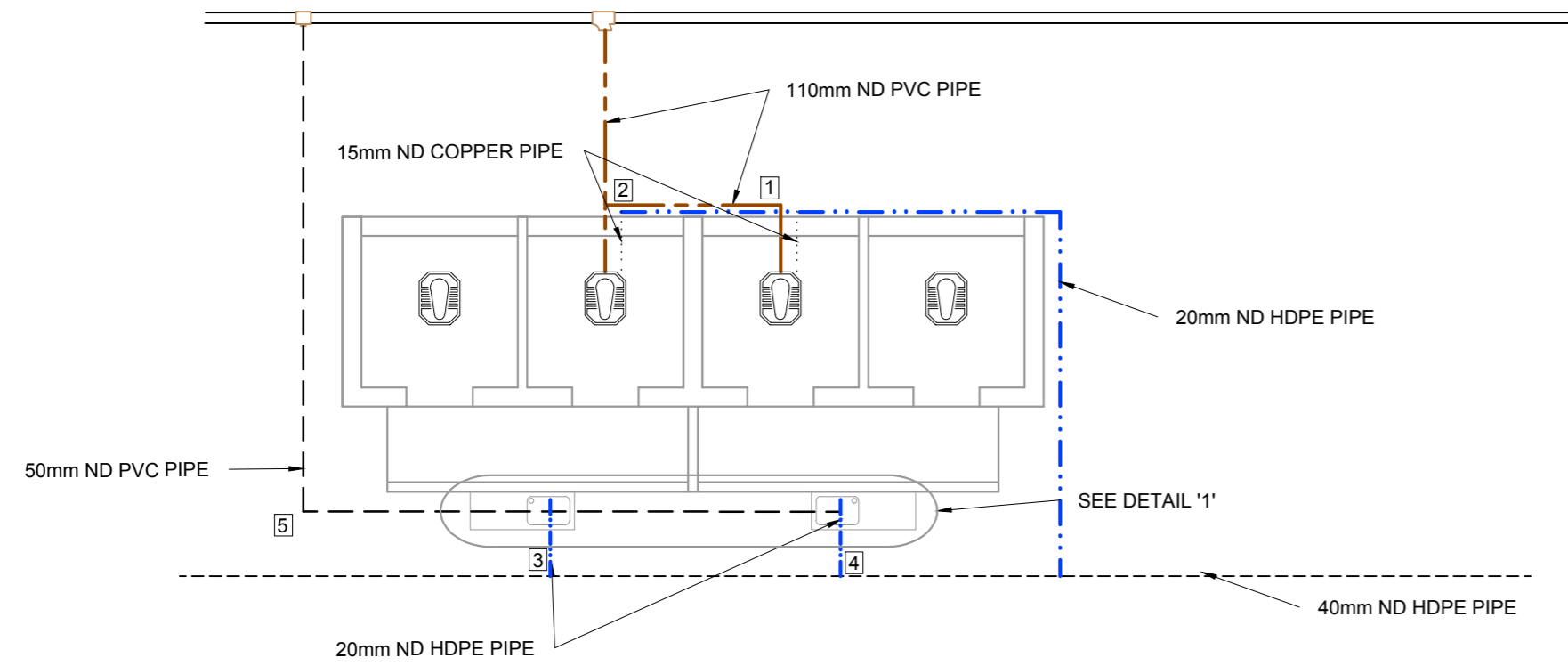
| NAME                              | SIGNATURE           | DATE     |
|-----------------------------------|---------------------|----------|
| DRAWN BY: N ROBINSON              | <i>N Robinson</i>   | 03/12/15 |
| CHECKED: T SNYDERS                | <i>T Snyder</i>     | 03/12/15 |
| DESIGNER: T SNYDERS               | <i>T Snyder</i>     | 03/12/15 |
| PR ENG: I ROBINSON                | <i>I Robinson</i>   | 03/12/15 |
| PROJECT ENG MANAGER: L PADAYACHEE | <i>L Padayachee</i> | 03/12/15 |
| LOCAL PR ENG:                     |                     |          |
| CLIENT:                           |                     |          |



PROJECT  
**AMA 1 RESETTLEMENT VILLAGE**  
DRAWING DESCRIPTION  
**LOCAL ADMINISTRATION BLOCK 1 REINFORCEMENT**

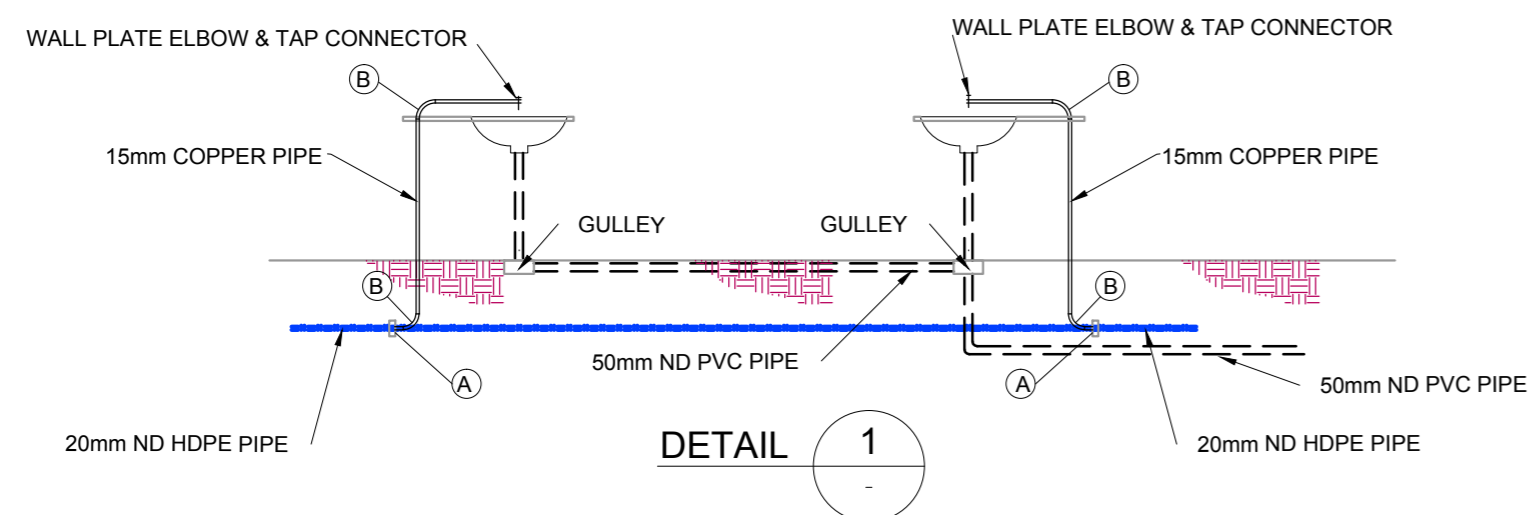
| SCALE                         | DATE     |
|-------------------------------|----------|
| AS SHOWN                      | NOV 2015 |
| DRAWING NUMBER                | REV NO   |
| C00290-00-ST-DAL-0013-001     | 0        |
| ANADARKO DRAWING NUMBER       |          |
| EA-MZ-CI0100-WOR-E05-00416-01 |          |



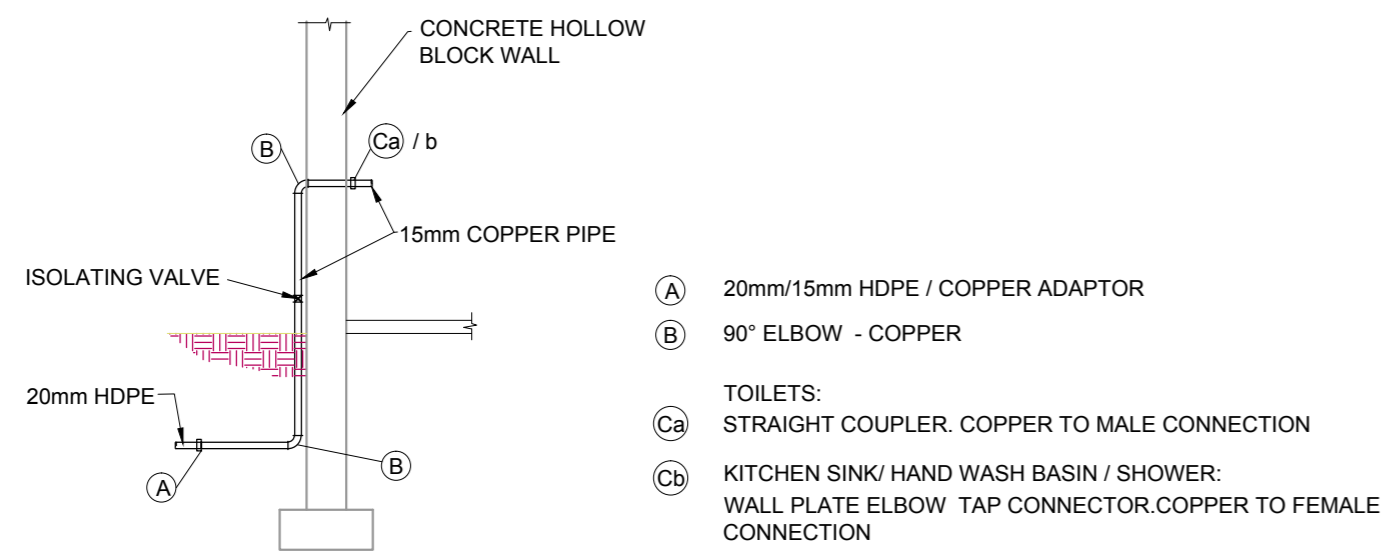


PLAN - ADMINISTRATION CENTRE TOILETS

1:50



DETAIL 1



TYPICAL WATER SUPPLY DETAIL AT BUILDINGS

NTS

| COMMUNITY FACILITIES - ADMIN. CENTRE INTERNAL DRAINAGE CONNECTIONS |                                     |      |          |
|--|-------------------------------------|------|----------|
| PUBLIC TOILET  |                                     |      |          |
| No   | DESCRIPTION                         | UNIT | QUANTITY |
| 1  | 110x50mm - 87.5° VENTHORN BEND      | No.  | 1        |
|  | 50mm VENT COWL                      | No.  | 1        |
|  | 110 - 87.5° PLAIN BEND              | No.  | 1        |
|  | 110 ND PVC PIPE                     | m    | 2m       |
| 2  | 110x50mm - 87.5° VENTHORN BEND      | No.  | 1        |
|  | 50mm VENT COWL                      | No.  | 1        |
|  | 110 - 87.5° PLAIN BEND              | No.  | 1        |
|  | 110mm - SINGLE 87.5° PLAIN JUNCTION | No.  | 1        |
|  | 110 ND PVC PIPE                     | m    | 2m       |
| 3  | S-TRAP                              | No.  | 1        |
|  | 50mm ND PVC PIPE                    | m    | 8m       |
|  | DRAIN GULLEY COMPLETE               | No.  | 1        |
| 4  | S-TRAP                              | No.  | 1        |
|  | 50mm ND PVC PIPE                    | m    | 4m       |
|  | DRAIN GULLEY COMPLETE               | No.  | 1        |
| 5  | 50 - 87.5° PLAIN BEND               | No.  | 1        |

| COMMUNITY FACILITIES - COMMUNITY CENTRE WATER SUPPLY |   |      |          |
|--|---|------|----------|
| ADMIN. BUILDING                                      |   |      |          |
| No   | DESCRIPTION   | UNIT | QUANTITY |
| A  | 20mm/15mm HDPE / COPPER ADAPTOR   | No.  | 4        |
| B  | 90° ELBOW - COPPER  | No.  | 8        |
| Ca   | TOILETS:<br>STRAIGHT COUPLER. COPPER TO MALE CONN.  | No.  | 2        |
| Cb   | KITCHEN SINK/ HAND WASH BASIN / SHOWER:<br>WALL PLATE ELBOW TAP CONNECTOR. Cu TO FEM. CONN. | No.  | 2        |
|  | 15mm COPPER PIPE  | m    | 8m       |
|  | 20mm ND HDPE PIPE   | m    | 10m      |

NOTES

REFERENCE DRAWINGS:  
ADMINISTRATION CENTRE:  
C00290-00-WW-DRD-0021-001

LEGEND:

- 110mm ND PVC PIPE
- ..... 15mm ND COPPER PIPE
- - - - 50mm ND PVC PIPE
- . - . - . 20mm ND HDPE PIPE
- - - - - 40mm ND HDPE PIPE

**ISSUED FOR CONSTRUCTION**

WorleyParsons RSA retains the copyright in all intellectual property, including designs and/or documents prepared in terms of this appointment for the project covered by the appointment. The client may use the designs and/or documents for the sole purpose of their intended use on this project only subject to payment for the design having been received. Use for any other purpose, whether or not the design and/or documents have been paid for constitutes an infringement of copyright, and all rights are reserved.

All dimensions must be verified on site before the works commence. Refer any discrepancies to the Engineer. Copyright reserved

REVISIONS

| NO. | DATE     | CHECKED BY | DESCRIPTION                |
|-----|----------|------------|----------------------------|
| A   | 29/10/15 | AR         | ISSUED FOR INTERNAL REVIEW |
| B   | 17/10/15 | AR         | ISSUED FOR DETAIL DESIGN   |
| C   | 18/10/15 | AR         | ISSUED FOR SQUAD CHECK     |
| D   | 23/10/15 | AR         | ISSUED FOR CLIENT REVIEW   |
| E   | 25/11/15 | CT         | ISSUED FOR CLIENT APPROVAL |
| Q   | 08/12/15 | CT         | ISSUED FOR CONSTRUCTION    |

**WorleyParsons**  
resources & energy  
39 MELROSE BOULEVARD, MELROSE ARCH, JOHANNESBURG  
P.O. Box 61232, MARSHALLTOWN, 2107  
TEL: +27 (0)11 218 3000  
FAX: +27(0)11 218 3100  
www.worleyparsons.com  
WorleyParsons RSA (Pty) Ltd.

| NAME                               | SIGNATURE | DATE       |
|------------------------------------|-----------|------------|
| DRAWN BY: A. RAJAH                 |           | 29/10/2015 |
| CHECKED: L. PADAYACHEE             |           | 29/10/2015 |
| DESIGNER: L. PADAYACHEE            |           | 29/10/2015 |
| PR ENG: L. PADAYACHEE              |           | 29/10/2015 |
| PROJECT ENG MANAGER: L. PADAYACHEE |           | 29/10/2015 |
| LOCAL PR ENG:                      |           |            |
| CLIENT:                            |           |            |

CLIENT

**MOZAMBIQUE**  
SAS DEVELOPMENT PROJECT

**Anadarko**  
Mozambique Area 1, Lda

PROJECT  
**AMA 1  
RESETTLEMENT  
VILLAGE**

DRAWING DESCRIPTION  
**COMMUNITY FACILITIES  
ADMINISTRATION CENTRE  
TOILETS  
INTERNAL RETICULATIONS**

|  |                       |
|--|-----------------------|
| SCALE<br>1:50<br>ORIGINAL DWG SIZE A1                    | DATE<br>NOVEMBER 2015 |
| DRAWING NUMBER<br>C00290-00-PL-DRD-0002-001              | REV NO<br>0           |
| ANADARKO DRAWING NUMBER<br>EZ-MZ-CI0100-WOR-E05-00107-01 |                       |

| COMMUNITY FACILITIES - COMMUNITY CENTRE INTERNAL DRAINAGE CONNECTIONS |   |      |          |
|---|---|------|----------|
| ADMINISTRATION BUILDING   |   |      |          |
| No  | DESCRIPTION                                     | UNIT | QUANTITY |
| [1]   | 110x50mm - 87.5° VENTHORN BEND                  | No.  | 1        |
|   | 50mm VENT COWL                                  | No.  | 1        |
|   | 110x50mm - SINGLE 87.5° PLAIN REDUCING JUNCTION | No.  | 1        |
|   | 110 - 87.5° PLAIN BEND                          | No.  | 1        |
|   | DRAIN GULLEY COMPLETE                           | No.  | 1        |
|   | 50 - 87.5° PLAIN BEND                           | No.  | 2        |
|   | 110 ND PVC PIPE                                 | m    | 2m       |
|   | 50mm ND PVC PIPE                                | m    | 2m       |
| [2]   | P-TRAP  | No.  | 1        |
|   | 50 - 87.5° PLAIN BEND                           | No.  | 1        |
|   | 50mm ND PVC PIPE                                | m    | 3m       |

**NOTES**

REFERENCE DRAWINGS:  
ADMINISTRATION CENTRE:  
C00290-00-VW-DRD-0021-001

**LEGEND:**

- 110mm ND PVC PIPE
- ..... 15mm ND COPPER PIPE
- 50mm ND PVC PIPE
- .-.-.- 20mm ND HDPE PIPE
- 40mm ND HDPE PIPE

**ISSUED FOR CONSTRUCTION**

WorleyParsons RSA retains the copyright in all intellectual property, including designs and/or documents prepared in terms of this appointment for the project covered by the appointment. The client may use the designs and/or documents for the sole purpose of their intended use on this project only subject to payment for the design having been received. Use for any other purpose, whether or not the design and/or documents have been paid for constitutes an infringement of copyright, and all rights are reserved.

All dimensions must be verified on site before the works commence. Refer any discrepancies to the Engineer. Copyright reserved

| REVISIONS |          |            |         |                            |
|-----------|----------|------------|---------|----------------------------|
| NO.       | DATE     | CHECKED BY | DONE BY | DESCRIPTION                |
| A         | 29/10/15 | AR         |         | ISSUED FOR INTERNAL REVIEW |
| B         | 17/10/15 | AR         |         | ISSUED FOR DETAIL DESIGN   |
| C         | 18/10/15 | AR         |         | ISSUED FOR SQUAD CHECK     |
| D         | 23/10/15 | AR         |         | ISSUED FOR CLIENT REVIEW   |
| E         | 25/11/15 | CT         |         | ISSUED FOR CLIENT APPROVAL |
| Q         | 08/12/15 | CT         |         | ISSUED FOR CONSTRUCTION    |

**WorleyParsons**  
resources & energy

39 MELROSE BOULEVARD, MELROSE ARCH, JOHANNESBURG  
P.O. Box 61232, MARSHALLTOWN, 2107  
TEL: +27 (0)11 218 3000  
FAX: +27(0)11 218 3100  
www.worleyparsons.com  
WorleyParsons RSA (Pty) Ltd.

| NAME                               | SIGNATURE | DATE       |
|------------------------------------|-----------|------------|
| DRAWN BY: A. RAJAH                 |           | 29/10/2015 |
| CHECKED: L. PADAYACHEE             |           | 29/10/2015 |
| DESIGNER: L. PADAYACHEE            |           | 29/10/2015 |
| PR ENG: L. PADAYACHEE              |           | 29/10/2015 |
| PROJECT ENG MANAGER: L. PADAYACHEE |           | 29/10/2015 |
| LOCAL PR ENG:                      |           |            |
| CLIENT:                            |           |            |

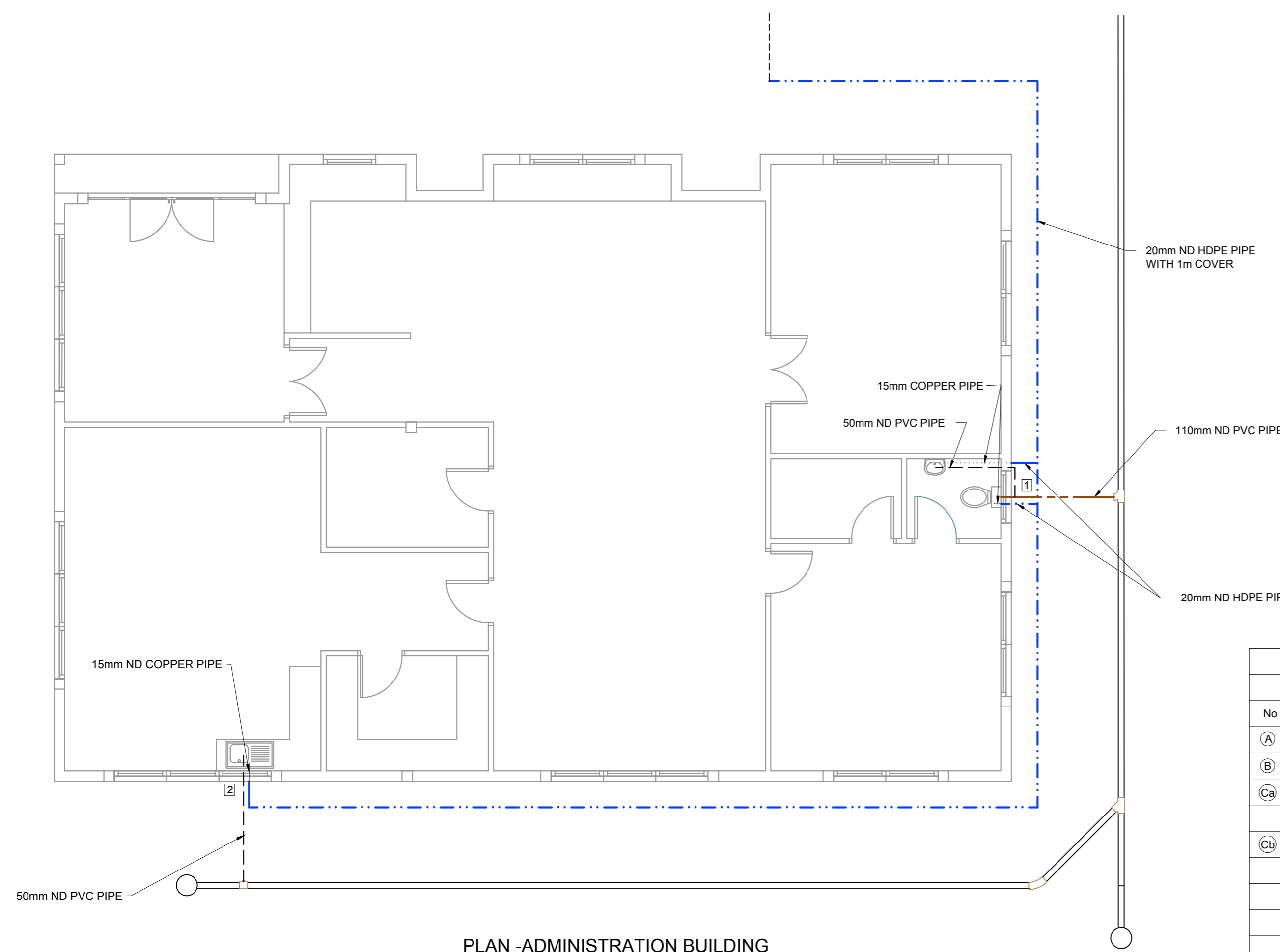
**MOZAMBIQUE**  
SAS DEVELOPMENT PROJECT

**Anadarko**  
Mozambique Area 1, Lda

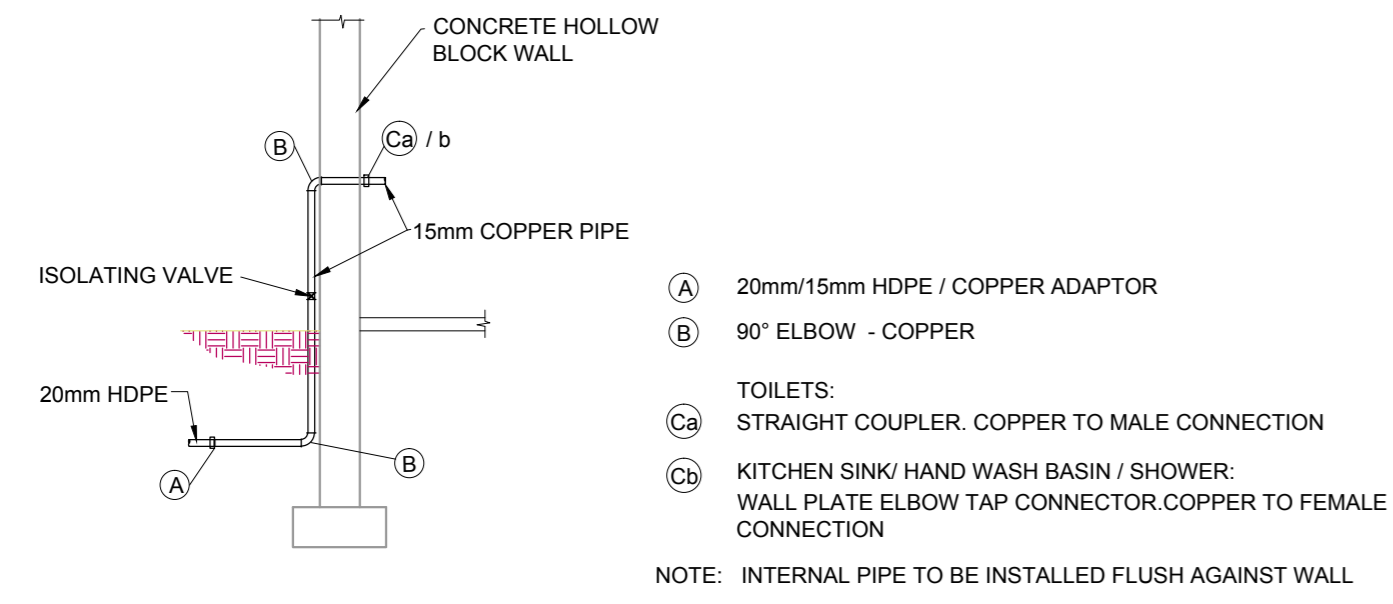
PROJECT  
**AMA 1  
RESETTLEMENT  
VILLAGE**

DRAWING DESCRIPTION  
**COMMUNITY FACILITIES  
ADMINISTRATION CENTRE  
INTERNAL RETICULATIONS**

|  |                       |
|--|-----------------------|
| SCALE<br>1:50<br>ORIGINAL DWG SIZE A1                    | DATE<br>NOVEMBER 2015 |
| DRAWING NUMBER<br>C00290-00-PL-DRD-0001-001              | REV NO<br>0           |
| ANADARKO DRAWING NUMBER<br>EZ-MZ-CI0100-WOR-E05-00106-01 |                       |



| COMMUNITY FACILITIES - COMMUNITY CENTRE WATER SUPPLY |   |      |          |
|--|---|------|----------|
| ADMIN. BUILDING                                      |   |      |          |
| No   | DESCRIPTION   | UNIT | QUANTITY |
| (A)  | 20mm/15mm HDPE / COPPER ADAPTOR   | No.  | 2        |
| (B)  | 90° ELBOW - COPPER  | No.  | 6        |
| (Ca)   | TOILETS:<br>STRAIGHT COUPLER. COPPER TO MALE CONN.  | No.  | 1        |
| (Cb)   | KITCHEN SINK/ HAND WASH BASIN / SHOWER:<br>WALL PLATE ELBOW TAP CONNECTOR. Cu TO FEM. CONN. | No.  | 2        |
|  | 15mm COPPER PIPE  | m    | 5m       |
|  | 20mm ND HDPE PIPE   | m    | 17m      |

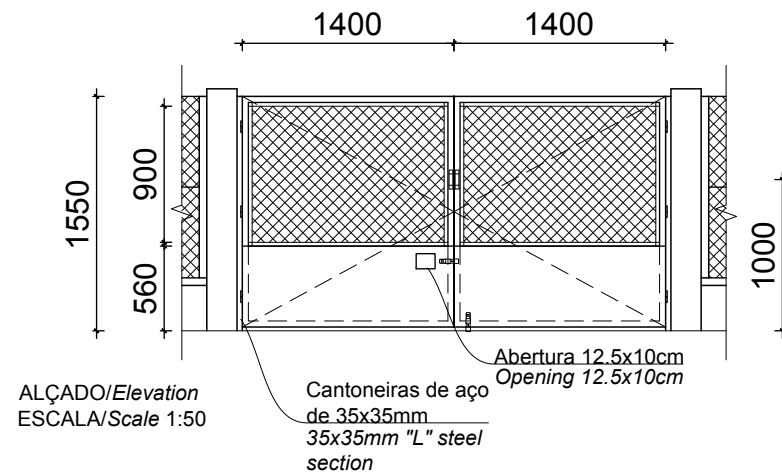


**TYPICAL WATER SUPPLY DETAIL AT BUILDINGS**  
NTS

# GATE SCHEDULE/ Mapa de vãos: Portões

ALL DIMENSIONS AND LEVELS ARE TO BE CHECKED/VERIFIED ON SITE AND ANY DISCREPENCIES ARE TO BE REPORTED TO THE ARCHITECT  
TODAS DIMENSÕES E NÍVEIS DEVEM SER VERIFICADOS NA OBRA E QUALQUER DISCREPÂNCIA DEVERÁ SER COMUNICADA AO ARQUITECTO

*Handwritten signature*



|                                   |  |                                  |          |                     |   |
|-----------------------------------|--|----------------------------------|----------|---------------------|---|
| <b>Code:</b><br>Codigo:           | <b>GATE 2</b>  | <b>Position:</b><br>Localização: | External | <b>Qty:</b><br>Qtd: | 1 |
| <b>System:</b><br>Sistema:        | 2 folhas de abrir / 2 openable leafs   |                                  |          |                     |   |
| <b>Materials:</b><br>Materials:   | TUBO DE AÇO DE 40X20MM + REDE TUBARÃO / 40X20 HOLLOW STEEL SECTION + CHAIN LINK FENCING<br>VARÃO DE AÇO DE Ø10MM - ARMAÇÃO DA REDE / Ø10MM SOLID STEEL SECTION - CHAIN LINK FENCING FRAME<br>CHAPA DE AÇO DE E=1MM / 1MM STEEL SHEET |                                  |          |                     |   |
| <b>Finishing:</b><br>Acabamento:  | ZARCÃO / ZINK PHOSPHATE PRIMER<br>TINTA ESMALTE DE COR / COLOUR ENAMEL PAINT   |                                  |          |                     |   |
| <b>Ironmongery:</b><br>Ferragens: | 4 PUXADORES + 2 TRINCOS DE CULATRA PARA CADEADO DE 5" EM AÇO / 4 STEEL KNOBS + 2 5" STEEL BOLT FOR LOCK  |                                  |          |                     |   |
| <b>Materials:</b><br>Materiais:   | CANTONEIRAS DE AÇO DE 35X35MM / 35X35MM "L" STEEL SECTION  |                                  |          |                     |   |
| <b>Fixing:</b><br>Fixação:        | CHUMBADO À PAREDE / PLUGGED TO WALL  |                                  |          |                     |   |
| <b>Ironmongery:</b><br>Ferragens: | 6 DOBRADIÇAS DE 4" EM AÇO / 4" 6 STEEL HINGES  |                                  |          |                     |   |
| <b>Finishing:</b><br>Acabamento:  | ZARCÃO / ZINK PHOSPHATE PRIMER<br>TINTA ESMALTE DE COR / COLOUR ENAMEL PAINT   |                                  |          |                     |   |

**ISSUED FOR CONSTRUCTION**

WorleyParsons RSA retains the copyright in all intellectual property, including designs and/or documents prepared in terms of this appointment for the project covered by the appointment. The client may use the designs and/or documents for the sole purpose of their intended use on this project only subject to payment for the design having been received. Use for any other purpose, whether or not the design and/or documents have been paid for constitutes an infringement of copyright, and all rights are reserved.

All dimensions must be verified on site before the works commence. Refer any discrepancies to the Engineer.

Copyright reserved

## REVISIONS

| NO. | DATE     | CHK | DONE BY | DESCRIPTION              |
|-----|----------|-----|---------|--------------------------|
| A   | 12/08/15 | MM  | CP      | ISSUED INTERNAL REVIEW   |
| B   | 12/08/15 | MM  | CP      | ISSUED FOR DETAIL DESIGN |
| C   | 12/08/15 | MM  | CP      | ISSUED FOR SQUAD CHECK   |
| D   | 01/10/15 | MM  | CP      | ISSUED FOR CLIENT REVIEW |
| E   | 16/11/15 | MM  | CP      | ISSUED CLIENT APPROVAL   |
| O   | 25/11/15 | MM  | CP      | ISSUED FOR CONSTRUCTION  |



**WorleyParsons**

resources & energy

39 MELROSE BOULEVARD, MELROSE ARCH, JOHANNESBURG  
P.O. Box 61232, MARSHALLTOWN, 2107  
TEL: +27 (0)11 218 3000  
FAX: +27(0)11 218 3100  
www.worleyparsons.com  
WorleyParsons RSA (Pty) Ltd.



CLIENT



PROJECT  
AMA 1  
RESETTLEMENT  
VILLAGE

## DRAWING DESCRIPTION

POSTO ADMINISTRATIVO -  
MAPA DE VÃOS FOLHA 4 DE 4  
LOCAL ADMINISTRATION -  
WINDOW & DOOR SCHEDULE  
SHEET 4 OF 4

SCALE: A3@AS SHOWN  
DATE: NOV 2015

DRAWING NUMBER: C00290-00-AR-SCH-0085-004  
REV Nº: 0

ANADARKO DRAWING NUMBER:  
EA-MZ-CI0100-WOR-E05-00047-04

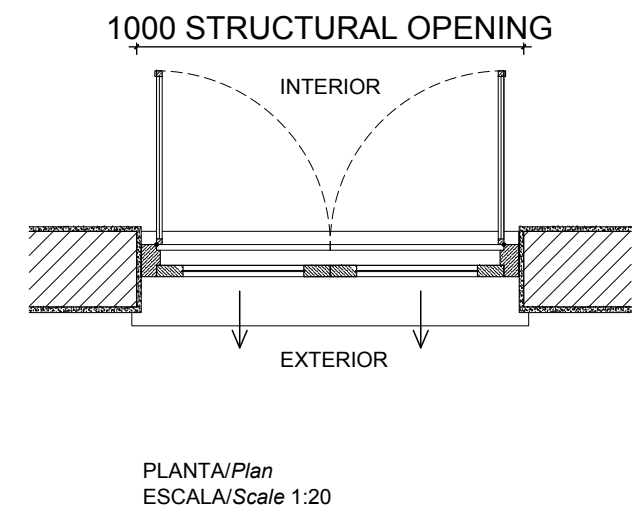
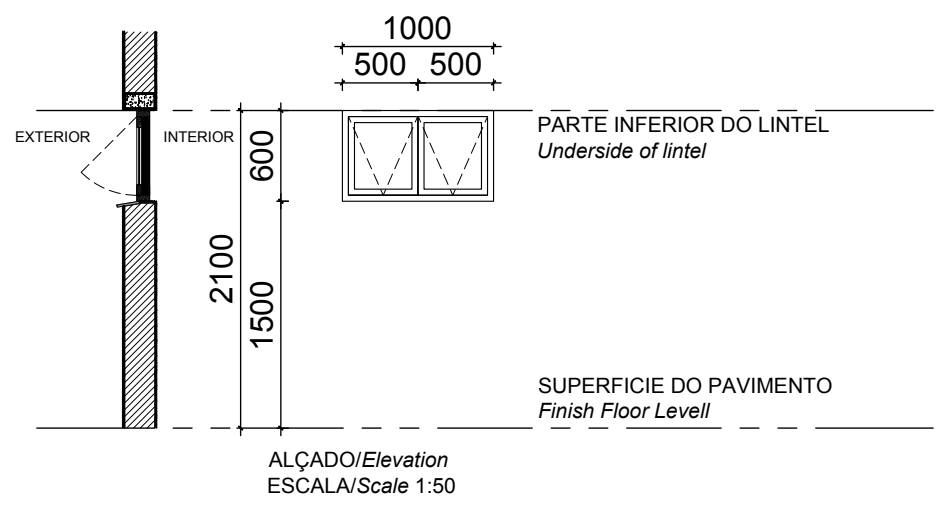
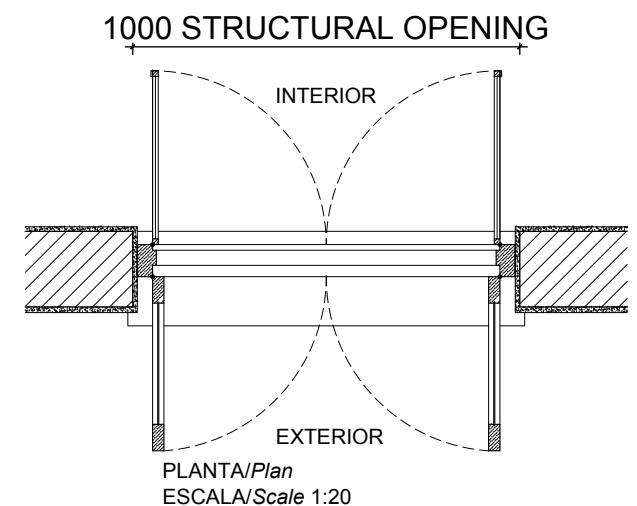
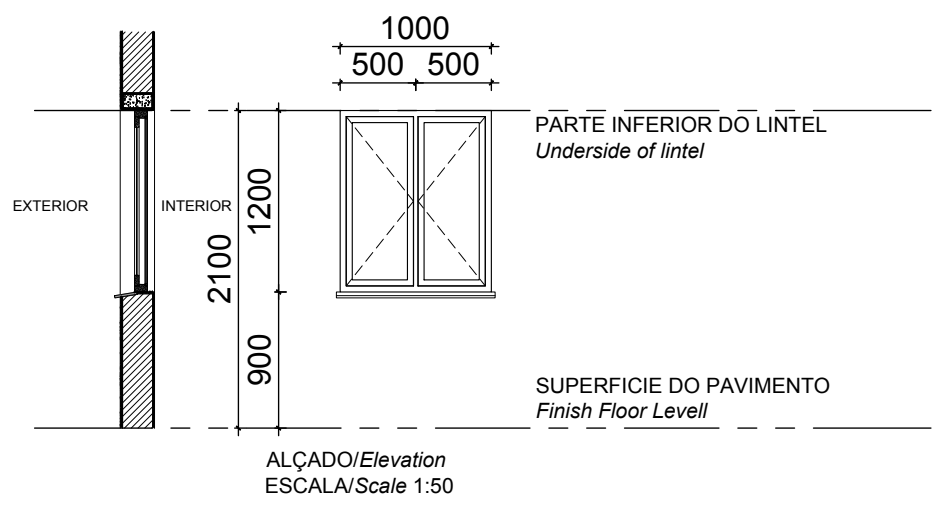
**ESTE DESENHO É PARA SER LIDO EM CONJUNTO COM: THIS DRAWING IS TO BE READ IN CONJUNCTION WITH:**

ARCHITECTURAL  
EA-MZ-CI0100-WOR-E04-00015-01  
EA-MZ-CI0100-WOR-E04-00400-01  
EA-MZ-CI0100-WOR-E04-00405-01  
EA-MZ-CI0100-WOR-E05-00032-01  
EA-MZ-CI0100-WOR-E04-00016-01  
EA-MZ-CI0100-WOR-E05-00047-01  
EA-MZ-CI0100-WOR-E04-00016-02

# WINDOWS SCHEDULE/ Mapa de vãos: Janelas

ALL DIMENSIONS AND LEVELS ARE TO BE CHECKED/VERIFIED ON SITE AND ANY DISCREPENCIES ARE TO BE REPORTED TO THE ARCHITECT  
 TODAS DIMENSÕES E NÍVEIS DEVEM SER VERIFICADOS NA OBRA E QUALQUER DISCREPÂNCIA DEVERÁ SER COMUNICADA AO ARQUITECTO

*Handwritten signature/initials*



|                                 |  |                                  |  |                     |          |          |
|---------------------------------|--|----------------------------------|--|---------------------|----------|----------|
| <b>Code:</b><br>Codigo:         | <b>W3</b>  | <b>Position:</b><br>Localização: | Administration block 2<br>Bloco administrativo 2 | <b>Qty:</b><br>Qtd: | B1<br>11 | B2<br>23 |
| <b>Frame:</b><br>Aro:           | WOOD FRAME TO MANUFACTURERS SPECS<br>SOLID TIMBER WINDOW , 2 GLASS PANELS ON OUTSIDE & 2 MOSQUITO SCREEN PANELS ON THE INSIDE<br>WINDOW TO BE FROM SWARTLAND OR SIMILAR  |                                  |  |                     |          |          |
| <b>Finish:</b><br>Acabamentos:  | 1 COAT PRIMER 1 COAT UNDERCOAT AND 2 COATS PLASCON ENAMEL DOORS & TRIMS COLOUR "LIGHT BROWN" OR EQUAL & APPROVED   |                                  |  |                     |          |          |
| <b>Ironmongery</b><br>Ferragens | 102 x 75 x 3mm PVD DOUBLE BALL BEARING BUTT HINGE X 2 PER WINDOW PANEL<br>GLASS PANELS WITH CASEMENT FASTENER (HANDLE & WEDGE) & SLIDING STAY OPEN OUT ALL IN SATIN CHROME FINISH<br>MOSQUITO SCREEN PANELS WITH CASEMENT FASTENER (HANDLE & WEDGE) IN SATIN CHROME FINISH |                                  |  |                     |          |          |
| <b>Glazing:</b><br>Vidros:      | 3mm LAMINATED CLEAR GLASS  |                                  |  |                     |          |          |
| <b>Glazing Notes:</b>           |  |                                  |  |                     |          |          |

|                                 |  |                                  |              |                     |         |         |
|---------------------------------|--|----------------------------------|--------------|---------------------|---------|---------|
| <b>Code:</b><br>Codigo:         | <b>W4</b>  | <b>Position:</b><br>Localização: | W.C.<br>W.C. | <b>Qty:</b><br>Qtd: | B1<br>- | B2<br>1 |
| <b>Frame:</b><br>Aro:           | WOOD FRAME TO MANUFACTURERS SPECS<br>SOLID TIMBER TOP HUNG WINDOW , 2 GLASS PANELS ON OUTSIDE & 2 MOSQUITO SCREEN PANELS ON THE INSIDE<br>WINDOW TO BE FROM SWARTLAND OR SIMILAR   |                                  |              |                     |         |         |
| <b>Finish:</b><br>Acabamentos:  | 1 COAT PRIMER 1 COAT UNDERCOAT AND 2 COATS PLASCON ENAMEL DOORS & TRIMS COLOUR "LIGHT BROWN" OR EQUAL & APPROVED   |                                  |              |                     |         |         |
| <b>Ironmongery</b><br>Ferragens | PIVOT AT THE TOP WITH OUTWARD SWINGING SASH AND PUSH OUT LEVER TO MANUFACTURER SPEC'S.<br>GLASS PANELS WITH CASEMENT FASTENER (HANDLE & WEDGE) & SLIDING STAY OPEN OUT ALL IN SATIN CHROME FINISH<br>MOSQUITO SCREEN PANELS WITH CASEMENT FASTENER (HANDLE & WEDGE) IN SATIN CHROME FINISH |                                  |              |                     |         |         |
| <b>Glazing:</b><br>Vidros:      | 3mm LAMINATED CLEAR GLASS  |                                  |              |                     |         |         |
| <b>Glazing Notes:</b>           |  |                                  |              |                     |         |         |

**ESTE DESENHO É PARA SER LIDO EM CONJUNTO COM: THIS DRAWING IS TO BE READ IN CONJUNCTION WITH:**  
 ARCHITECTURAL  
 EA-MZ-CI0100-WOR-E04-00015-01  
 EA-MZ-CI0100-WOR-E04-00400-01  
 EA-MZ-CI0100-WOR-E04-00405-01  
 EA-MZ-CI0100-WOR-E05-00032-01  
 EA-MZ-CI0100-WOR-E04-00016-01  
 EA-MZ-CI0100-WOR-E05-00047-01  
 EA-MZ-CI0100-WOR-E04-00016-02

**ISSUED FOR CONSTRUCTION**

WorleyParsons RSA retains the copyright in all intellectual property, including designs and/or documents prepared in terms of this appointment for the project covered by the appointment. The client may use the designs and/or documents for the sole purpose of their intended use on this project only subject to payment for the design having been received. Use for any other purpose, whether or not the design and/or documents have been paid for constitutes an infringement of copyright, and all rights are reserved.  
 All dimensions must be verified on site before the works commence. Refer any discrepancies to the Engineer.  
 Copyright reserved

| REVISIONS |          |     |         |                          |
|-----------|----------|-----|---------|--------------------------|
| NO.       | DATE     | CHK | DONE BY | DESCRIPTION              |
| A         | 12/08/15 | MM  | CP      | ISSUED INTERNAL REVIEW   |
| B         | 12/08/15 | MM  | CP      | ISSUED FOR DETAIL DESIGN |
| C         | 12/08/15 | MM  | CP      | ISSUED FOR SQUAD CHECK   |
| D         | 01/10/15 | MM  | CP      | ISSUED FOR CLIENT REVIEW |
| E         | 16/11/15 | MM  | CP      | ISSUED CLIENT APPROVAL   |
| 0         | 25/11/15 | MM  | CP      | ISSUED FOR CONSTRUCTION  |

**WorleyParsons**  
 resources & energy  
 39 MELROSE BOULEVARD, MELROSE ARCH, JOHANNESBURG  
 P.O. Box 61232, MARSHALLTOWN, 2107  
 TEL: +27 (0)11 218 3000  
 FAX: +27(0)11 218 3100  
 www.worleyparsons.com  
 WorleyParsons RSA (Pty) Ltd.

**MESCH**  
 arquitetos

CLIENT

**MOZAMBIQUE**  
 GAS DEVELOPMENT PROJECT

**Anadarko**  
 Moçambique Área 1, Lda

PROJECT  
 AMA 1  
 RESETTLEMENT  
 VILLAGE

DRAWING DESCRIPTION  
 POSTO ADMINISTRATIVO -  
 MAPA DE VÃOS FOLHA 3 DE 4  
 LOCAL ADMINISTRATION -  
 WINDOW & DOOR SCHEDULE  
 SHEET 3 OF 4

|                      |                  |
|----------------------|------------------|
| SCALE<br>A3@AS SHOWN | DATE<br>NOV 2015 |
|----------------------|------------------|

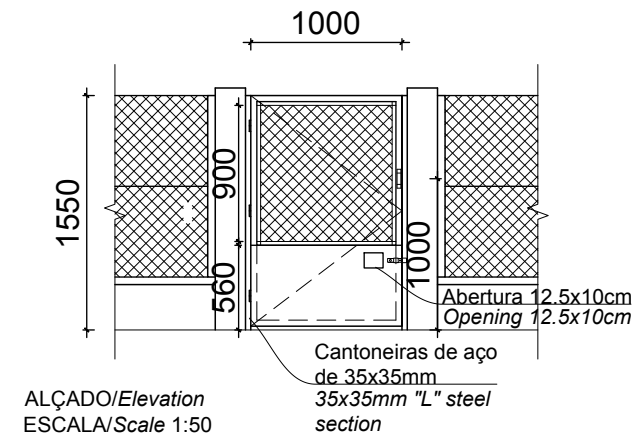
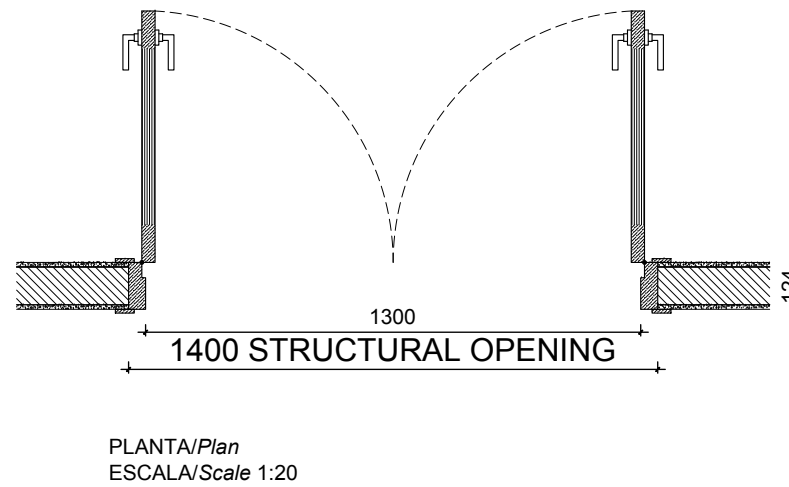
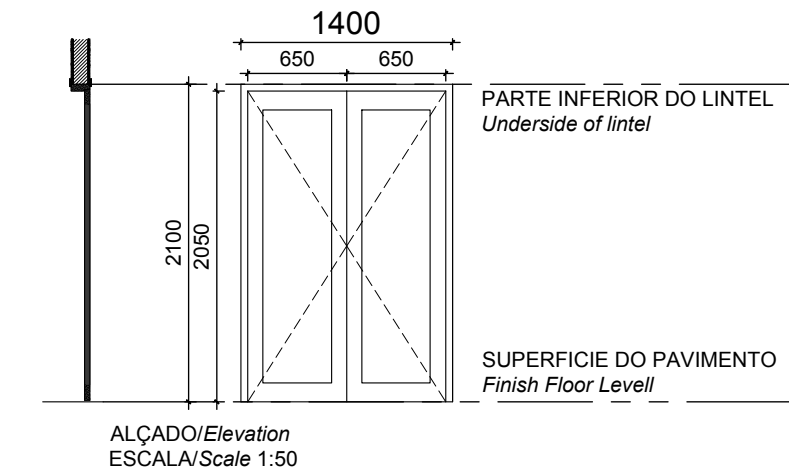
|  |             |
|--|-------------|
| DRAWING NUMBER:<br>C00290-00-AR-SCH-0085-003 | REV Nº<br>0 |
|--|-------------|

ANADARKO DRAWING NUMBER:  
 EA-MZ-CI0100-WOR-E05-00047-03

# GATE & DOOR SCHEDULE/ Mapa de vãos: Portão & Portas

*M. de A. de S.*

ALL DIMENSIONS AND LEVELS ARE TO BE CHECKED/VERIFIED ON SITE AND ANY DISCREPANCIES ARE TO BE REPORTED TO THE ARCHITECT  
TODAS DIMENSÕES E NÍVEIS DEVEM SER VERIFICADOS NA OBRA E QUALQUER DISCREPÂNCIA DEVERÁ SER COMUNICADA AO ARQUITECTO



|                                 |  |                                  |  |                     |         |         |
|---------------------------------|--|----------------------------------|--|---------------------|---------|---------|
| <b>Code:</b><br>Codigo:         | <b>D4</b>  | <b>Position:</b><br>Localização: | Reception, meet. room<br>Recepção, s. reuniões | <b>Qty:</b><br>Qtd: | B1<br>- | B2<br>2 |
| <b>Frame:</b><br>Aro:           | WOOD FRAME TO MANUFACTURERS SPECS<br>SEMI SOLID SLATTED TIMBER DOOR 35mm THICK<br>DOOR TO BE TYPE ZKYX - from SWARTLAND OR SIMILAR                 |                                  |  |                     |         |         |
| <b>Finish:</b><br>Acabamentos:  | 3 COATS CLEAR VARNISH  |                                  |  |                     |         |         |
| <b>Ironmongery</b><br>Ferragens | 102 x 75 x 3mm PVD DOUBLE BALL BEARING BUTT HINGE X 3 PER DOOR<br>LOCK (2 LEAVER) WITH HANDLES POLISHED CHROME FINISH SIMILAR TO YALE GOWER HANDLE |                                  |  |                     |         |         |
| <b>Glazing:</b><br>Vidros:      |  |                                  |  |                     |         |         |
| <b>Glazing Notes:</b>           |  |                                  |  |                     |         |         |

|                                   |  |                                  |          |                     |   |  |
|-----------------------------------|--|----------------------------------|----------|---------------------|---|--|
| <b>Code:</b><br>Codigo:           | <b>GATE 1</b>  | <b>Position:</b><br>Localização: | External | <b>Qty:</b><br>Qtd: | 1 |  |
| <b>System:</b><br>Sistema:        | 1 folha de abrir / 1 openable leaf   |                                  |          |                     |   |  |
| <b>Materials:</b><br>Materiais:   | TUBO DE AÇO DE 40X20MM + REDE TUBARÃO / 40X20 HOLLOW STEEL SECTION + CHAIN LINK FENCING<br>VARÃO DE AÇO DE Ø10MM - ARMAÇÃO DA REDE / Ø10MM SOLID STEEL SECTION - CHAIN LINK FENCING FRAME<br>CHAPA DE AÇO DE E=1MM / 1MM STEEL SHEET |                                  |          |                     |   |  |
| <b>Finishing:</b><br>Acabamento:  | ZARCÃO / ZINK PHOSPHATE PRIMER<br>TINTA ESMALTE DE COR / COLOUR ENAMEL PAINT   |                                  |          |                     |   |  |
| <b>Ironmongery:</b><br>Ferragens: | 2 PUXADORES + 1 TRINCO DE CULATRA PARA CADEADO DE 5" EM AÇO / 2 STEEL KNOBS + 1 5" STEEL BOLT FOR LOCK   |                                  |          |                     |   |  |
| <b>Materials:</b><br>Materiais:   | CANTONEIRAS DE AÇO DE 35X35MM / 35X35MM "L" STEEL SECTION  |                                  |          |                     |   |  |
| <b>Fixing:</b><br>Fixação:        | CHUMBADO À PAREDE / PLUGGED TO WALL  |                                  |          |                     |   |  |
| <b>Ironmongery:</b><br>Ferragens: | 3 DOBRADIÇAS DE 4" EM AÇO / 4" 3 STEEL HINGES  |                                  |          |                     |   |  |
| <b>Finishing:</b><br>Acabamento:  | ZARCÃO / ZINK PHOSPHATE PRIMER<br>TINTA ESMALTE DE COR / COLOUR ENAMEL PAINT   |                                  |          |                     |   |  |

**ESTE DESENHO É PARA SER LIDO EM CONJUNTO COM:**  
**THIS DRAWING IS TO BE READ IN CONJUNCTION WITH:**  
ARCHITECTURAL  
EA-MZ-CI0100-WOR-E04-00015-01  
EA-MZ-CI0100-WOR-E04-00400-01  
EA-MZ-CI0100-WOR-E04-00405-01  
EA-MZ-CI0100-WOR-E05-00032-01  
EA-MZ-CI0100-WOR-E04-00016-01  
EA-MZ-CI0100-WOR-E05-00047-01  
EA-MZ-CI0100-WOR-E04-00016-02

**ISSUED FOR CONSTRUCTION**

WorleyParsons RSA retains the copyright in all intellectual property, including designs and/or documents prepared in terms of this appointment for the project covered by the appointment. The client may use the designs and/or documents for the sole purpose of their intended use on this project only subject to payment for the design having been received. Use for any other purpose, whether or not the design and/or documents have been paid for constitutes an infringement of copyright, and all rights are reserved.

All dimensions must be verified on site before the works commence. Refer any discrepancies to the Engineer.

Copyright reserved

## REVISIONS

| NO. | DATE     | CHK | DONE BY | DESCRIPTION              |
|-----|----------|-----|---------|--------------------------|
| A   | 12/08/15 | MM  | CP      | ISSUED INTERNAL REVIEW   |
| B   | 12/08/15 | MM  | CP      | ISSUED FOR DETAIL DESIGN |
| C   | 12/08/15 | MM  | CP      | ISSUED FOR SQUAD CHECK   |
| D   | 01/10/15 | MM  | CP      | ISSUED FOR CLIENT REVIEW |
| E   | 16/11/15 | MM  | CP      | ISSUED CLIENT APPROVAL   |
| 0   | 25/11/15 | MM  | CP      | ISSUED FOR CONSTRUCTION  |



resources & energy

39 MELROSE BOULEVARD, MELROSE ARCH, JOHANNESBURG  
P.O. Box 61232, MARSHALLTOWN, 2107  
TEL: +27 (0)11 218 3000  
FAX: +27(0)11 218 3100  
www.worleyparsons.com  
WorleyParsons RSA (Pty) Ltd.



CLIENT



PROJECT  
AMA 1  
RESETTLEMENT  
VILLAGE

## DRAWING DESCRIPTION

POSTO ADMINISTRATIVO -  
MAPA DE VÃOS FOLHA 1 DE 4  
LOCAL ADMINISTRATION -  
WINDOW & DOOR SCHEDULE  
SHEET 2 OF 4

|                      |                  |
|----------------------|------------------|
| SCALE<br>A3@AS SHOWN | DATE<br>NOV 2015 |
|----------------------|------------------|

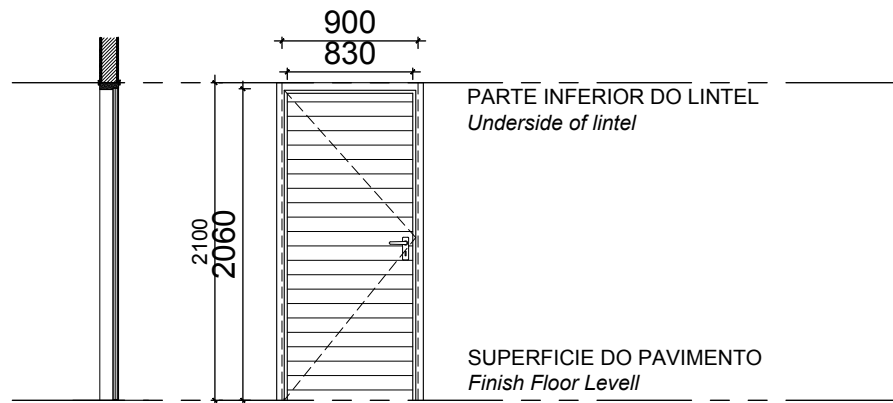
|  |             |
|--|-------------|
| DRAWING NUMBER:<br>C00290-00-AR-SCH-0085-002 | REV Nº<br>0 |
|--|-------------|

ANADARKO DRAWING NUMBER:  
EA-MZ-CI0100-WOR-E05-00047-02

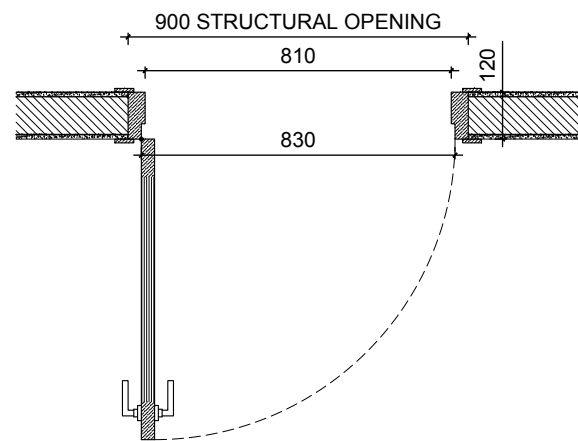
# WINDOWS & DOOR SCHEDULE/ Mapa de vãos: Janelas & Portas

*Handwritten signatures and initials*

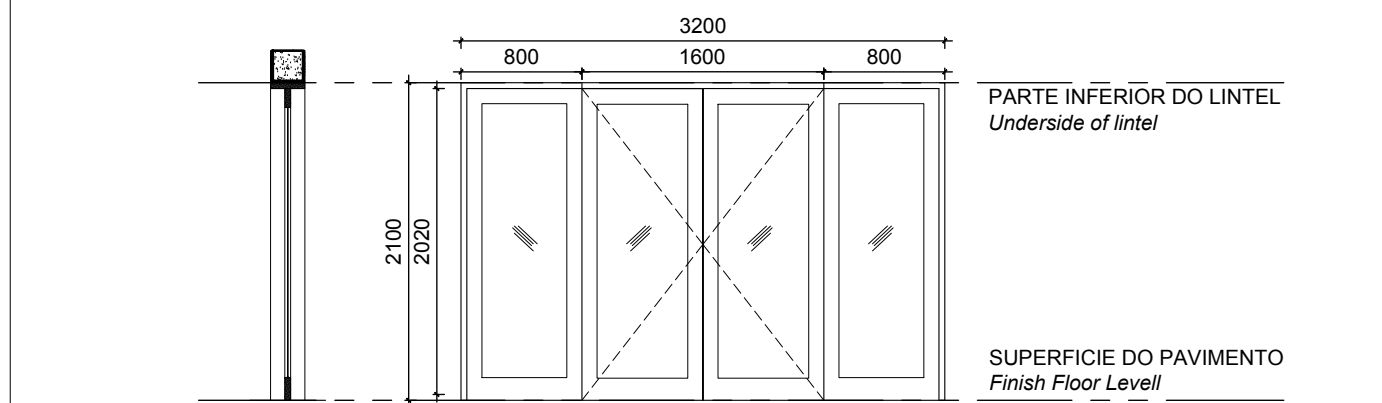
ALL DIMENSIONS AND LEVELS ARE TO BE CHECKED/VERIFIED ON SITE AND ANY DISCREPANCIES ARE TO BE REPORTED TO THE ARCHITECT  
 TODAS DIMENSÕES E NÍVEIS DEVEM SER VERIFICADOS NA OBRA E QUALQUER DISCREPÂNCIA DEVERÁ SER COMUNICADA AO ARQUITECTO



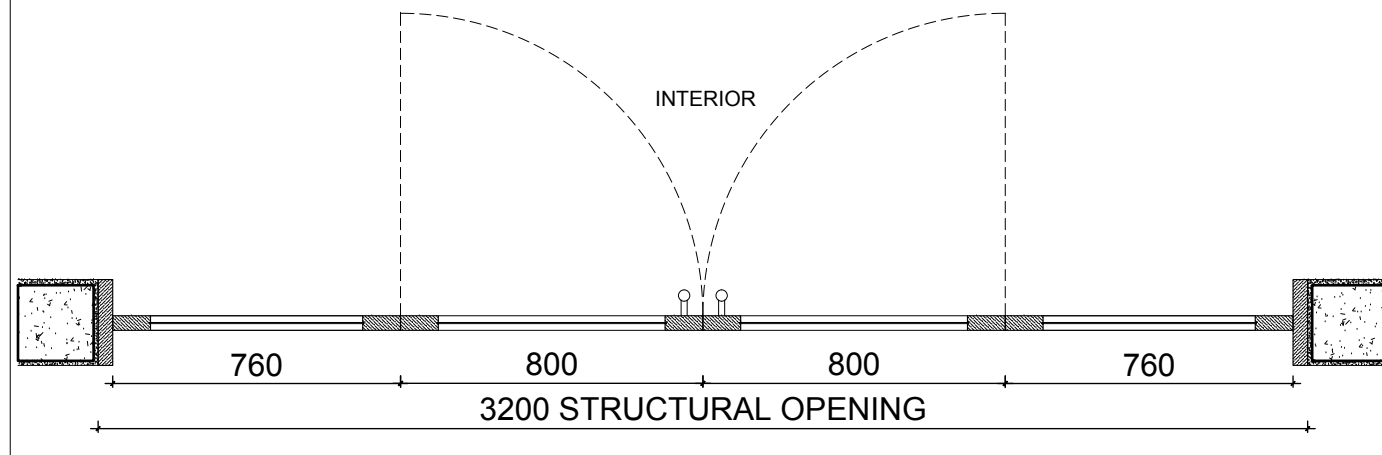
ALÇADO/Elevation  
ESCALA/Scale 1:50



PLANTA/Plan  
ESCALA/Scale 1:20



ALÇADO/Elevation  
ESCALA/Scale 1:50



PLANTA/Plan  
ESCALA/Scale 1:20

|                                 |  |                                  |  |                     |         |         |
|---------------------------------|--|----------------------------------|--|---------------------|---------|---------|
| <b>Code:</b><br>Codigo:         | <b>D2</b>  | <b>Position:</b><br>Localização: | Canteen, Adm. Office<br>Cantina, Gab. Admin. | <b>Qty:</b><br>Qtd: | B1<br>- | B2<br>6 |
| <b>Frame:</b><br>Aro:           | WOOD FRAME TO MANUFACTURERS SPECS<br>SEMI SOLID TIMBER DOOR WITH HORIZONTAL GROOVES<br>DOORS TO BE TYPE ZKID - from SWARTLAND OR SIMILAR           |                                  |  |                     |         |         |
| <b>Finish:</b><br>Acabamentos:  | 3 COATS CLEAR VARNISH  |                                  |  |                     |         |         |
| <b>Ironmongery</b><br>Ferragens | 102 x 75 x 3mm PVD DOUBLE BALL BEARING BUTT HINGE X 3 PER DOOR<br>LOCK (2 LEAVER) WITH HANDLES POLISHED CHROME FINISH SIMILAR TO YALE GOWER HANDLE |                                  |  |                     |         |         |
| <b>Glazing:</b><br>Vidros:      |  |                                  |  |                     |         |         |
| <b>Glazing Notes:</b>           |  |                                  |  |                     |         |         |

|                                 |  |                                  |                                       |                     |         |         |
|---------------------------------|--|----------------------------------|---------------------------------------|---------------------|---------|---------|
| <b>Code:</b><br>Codigo:         | <b>D9</b>  | <b>Position:</b><br>Localização: | Main entrances<br>Entradas principais | <b>Qty:</b><br>Qtd: | B1<br>1 | B2<br>1 |
| <b>Frame:</b><br>Aro:           | WOOD FRAME TO MANUFACTURERS SPECS<br>SOLID WOOD DOOR WITH GLASS PANES<br>DOOR TO BE from SWARTLAND OR SIMILAR                                      |                                  |                                       |                     |         |         |
| <b>Finish:</b><br>Acabamentos:  | 3 COATS CLEAR VARNISH  |                                  |                                       |                     |         |         |
| <b>Ironmongery</b><br>Ferragens | 102 x 75 x 3mm PVD DOUBLE BALL BEARING BUTT HINGE X 3 PER DOOR<br>LOCK (2 LEAVER) WITH HANDLES POLISHED CHROME FINISH SIMILAR TO YALE GOWER HANDLE |                                  |                                       |                     |         |         |
| <b>Glazing:</b><br>Vidros:      | 3mm LAMINATED CLEAR GLASS  |                                  |                                       |                     |         |         |
| <b>Glazing Notes:</b>           |  |                                  |                                       |                     |         |         |

**NOTES:**

- ALL DOORS WILL BE OF UMBILA OR OF EQUIVALENT WOOD QUALITY & APPROVED BY CLIENT
- ALL OF THE CASEMENT WINDOWS WILL ALSO TAKE ONE MORE CASEMENT LEAF INSIDE IN MOSQUITO NET
- ALL OPENINGS SIZE TO BE CONFIRMED ON SITE BEFORE MANUFACTURING
- SHOP DRAWINGS TO BE APPROVED BY ARCHITECT BEFORE MANUFACTURING
- REFER TO WINDOW & DOOR SCHEDULE KEY PLAN

**ESTE DESENHO É PARA SER LIDO EM CONJUNTO COM: THIS DRAWING IS TO BE READ IN CONJUNCTION WITH:**

ARCHITECTURAL  
 EA-MZ-CI0100-WOR-E04-00015-01  
 EA-MZ-CI0100-WOR-E04-00400-01  
 EA-MZ-CI0100-WOR-E04-00405-01  
 EA-MZ-CI0100-WOR-E05-00032-01  
 EA-MZ-CI0100-WOR-E04-00016-01  
 EA-MZ-CI0100-WOR-E05-00047-01  
 EA-MZ-CI0100-WOR-E04-00016-02

**ISSUED FOR CONSTRUCTION**

WorleyParsons RSA retains the copyright in all intellectual property, including designs and/or documents prepared in terms of this appointment for the project covered by the appointment. The client may use the designs and/or documents for the sole purpose of their intended use on this project only subject to payment for the design having been received. Use for any other purpose, whether or not the design and/or documents have been paid for constitutes an infringement of copyright, and all rights are reserved.

All dimensions must be verified on site before the works commence. Refer any discrepancies to the Engineer.

Copyright reserved

| REVISIONS |          |     |         |                          |
|-----------|----------|-----|---------|--------------------------|
| NO.       | DATE     | CHK | DONE BY | DESCRIPTION              |
| A         | 12/08/15 | MM  | CP      | ISSUED INTERNAL REVIEW   |
| B         | 12/08/15 | MM  | CP      | ISSUED FOR DETAIL DESIGN |
| C         | 12/08/15 | MM  | CP      | ISSUED FOR SQUAD CHECK   |
| D         | 01/10/15 | MM  | CP      | ISSUED FOR CLIENT REVIEW |
| E         | 16/11/15 | MM  | CP      | ISSUED CLIENT APPROVAL   |
| 0         | 25/11/15 | MM  | CP      | ISSUED FOR CONSTRUCTION  |

**WorleyParsons**  
resources & energy  
39 MELROSE BOULEVARD, MELROSE ARCH, JOHANNESBURG  
P.O. Box 61232, MARSHALLTOWN, 2107  
TEL: +27 (0)11 218 3000  
FAX: +27(0)11 218 3100  
www.worleyparsons.com  
WorleyParsons RSA (Pty) Ltd.

**MESCH**  
arquitectos

CLIENT

**MOZAMBIQUE**  
GAS DEVELOPMENT PROJECT

**Anadarko**  
Moçambique Área 1, Lda

PROJECT  
AMA 1  
RESETTLEMENT  
VILLAGE

DRAWING DESCRIPTION  
POSTO ADMINISTRATIVO -  
MAPA DE VÃOS FOLHA 1 DE 4  
LOCAL ADMINISTRATION -  
WINDOW & DOOR SCHEDULE  
SHEET 1 OF 4

|                      |                  |
|----------------------|------------------|
| SCALE<br>A3@AS SHOWN | DATE<br>NOV 2015 |
|----------------------|------------------|

|  |             |
|--|-------------|
| DRAWING NUMBER:<br>C00290-00-AR-SCH-0085 | REV Nº<br>0 |
|--|-------------|

ANADARKO DRAWING NUMBER:  
EA-MZ-CI0100-WOR-E05-00047-01

# ISSUED FOR CONSTRUCTION

WorleyParsons RSA retains the copyright in all intellectual property, including designs and/or documents prepared in terms of this appointment for the project covered by the appointment. The client may use the designs and/or documents for the sole purpose of their intended use on this project only subject to payment for the design having been received. Use for any other purpose, whether or not the design and/or documents have been paid for constitutes an infringement of copyright, and all rights are reserved.

All dimensions must be verified on site before the works commence. Refer any discrepancies to the Engineer.

Copyright reserved

### REVISIONS

| NO. | DATE     | CHK | DONE BY | DESCRIPTION              |
|-----|----------|-----|---------|--------------------------|
| A   | 08/09/15 | MM  | CP      | ISSUED INTERNAL REVIEW   |
| B   | 08/09/15 | MM  | CP      | ISSUED FOR DETAIL DESIGN |
| C   | 08/09/15 | MM  | CP      | ISSUED FOR SQUAD CHECK   |
| D   | 15/10/15 | MM  | CP      | ISSUED FOR CLIENT REVIEW |
| E   | 16/11/15 | MM  | CP      | ISSUED CLIENT APPROVAL   |
| 0   | 25/11/15 | MM  | CP      | ISSUED FOR CONSTRUCTION  |



**WorleyParsons**

resources & energy

39 MELROSE BOULEVARD, MELROSE ARCH, JOHANNESBURG  
P.O. Box 61232, MARSHALLTOWN, 2107  
TEL: +27 (0)11 218 3000  
FAX: +27(0)11 218 3100  
www.worleyparsons.com  
WorleyParsons RSA (Pty) Ltd.



CLIENT



PROJECT  
AMA 1  
RESETTLEMENT  
VILLAGE

### DRAWING DESCRIPTION

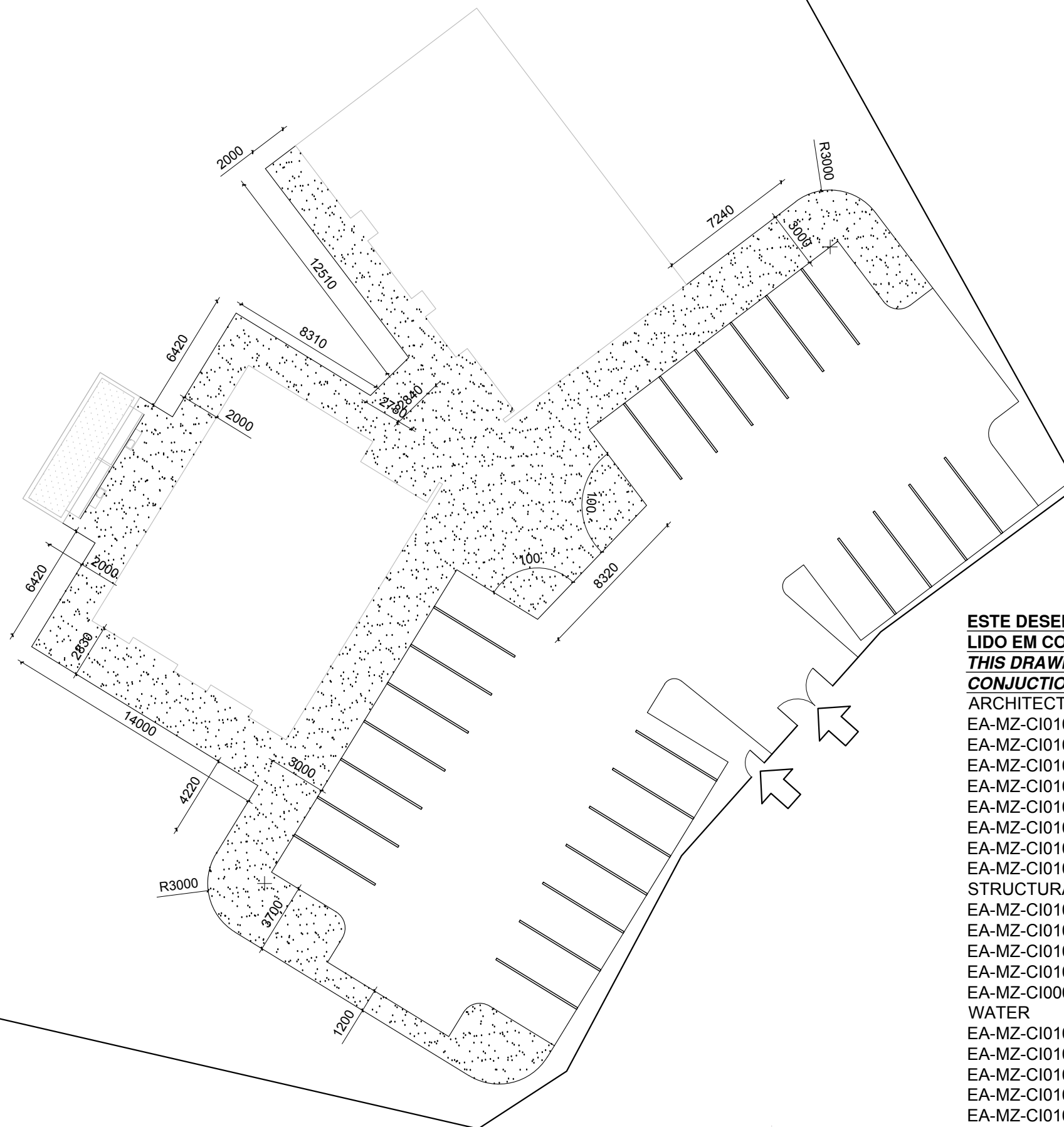
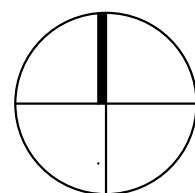
POSTO ADMINISTRATIVO -  
PLANTA DO PASSEIO

LOCAL ADMINISTRATION -  
SIDEWALK LAYOUT

|                    |                  |
|--------------------|------------------|
| SCALE<br>A3@ 1:500 | DATE<br>NOV 2015 |
|--------------------|------------------|

|  |             |
|--|-------------|
| DRAWING NUMBER:<br>C00290-00-AR-DLP-0153-001 | REV Nº<br>0 |
|--|-------------|

ANADARKO DRAWING NUMBER:  
EA-MZ-CI0100-WOR-E05-00032-01

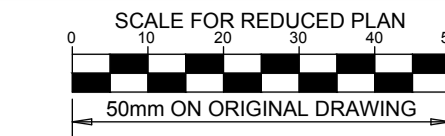


**ESTE DESENHO É PARA SER  
LIDO EM CONJUNTO COM:  
THIS DRAWING IS TO BE READ IN  
CONJUNCTION WITH:**

- ARCHITECTURAL
- EA-MZ-CI0100-WOR-E04-00015-01
- EA-MZ-CI0100-WOR-E04-00400-01
- EA-MZ-CI0100-WOR-E04-00405-01
- EA-MZ-CI0100-WOR-E05-00032-01
- EA-MZ-CI0100-WOR-E04-00016-01
- EA-MZ-CI0100-WOR-E05-00047-01
- EA-MZ-CI0100-WOR-E04-00016-02
- EA-MZ-CI0100-WOR-E04-00901-01
- STRUCTURAL
- EA-MZ-CI0100-WOR-E05-00416-01
- EA-MZ-CI0100-WOR-E05-00417-01
- EA-MZ-CI0100-WOR-E05-00456-01
- EA-MZ-CI0100-WOR-E05-00457-01
- EA-MZ-CI0000-WOR-E05-00054-01
- WATER
- EA-MZ-CI0100-WOR-E05-00106-01
- EA-MZ-CI0100-WOR-E05-00107-01
- EA-MZ-CI0100-WOR-E05-00495-01
- EA-MZ-CI0100-WOR-E05-00495-02
- EA-MZ-CI0100-WOR-E05-00495-03
- ELECTRICAL
- EA-MZ-CI0100-WOR-E02-00432-01
- EA-MZ-CI0100-WOR-E02-00433-01
- EA-MZ-CI0100-WOR-E02-00430-01
- EA-MZ-CI0100-WOR-E02-00435-01

*M. de A. de A.*

Total Área for  
sidewalk pavement : approx. 424 m<sup>2</sup>



**NOTES**

ESTE DESENHO É PARA SER LIDO EM CONJUNTO COM:  
**THIS DRAWING IS TO BE READ IN CONJUNCTION WITH:**

**ARCHITECTURAL**  
 EA-MZ-CI0100-WOR-E04-00600-01  
 EA-MZ-CI0100-WOR-E04-00505-01  
 EA-MZ-CI0100-WOR-E04-00600-02  
 EA-MZ-CI0100-WOR-E05-00028-01 (DETAIL A)  
 EA-MZ-CI0100-WOR-E05-00029-01 (DETAIL B)  
 EA-MZ-CI0100-WOR-E04-00606-01  
 EA-MZ-CI0100-WOR-E05-00044-01

**WATER**  
 EA-MZ-CI0100-WOR-E05-01295-01  
 EA-MZ-CI0100-WOR-E05-01295-02  
 EA-MZ-CI0100-WOR-E05-01295-03  
 EA-MZ-CI0100-WOR-E05-00116-01

**ELECTRICAL**  
 EA-MZ-CI0100-WOR-E02-00630-01  
 EA-MZ-CI0100-WOR-E02-00632-01  
 EA-MZ-CI0100-WOR-E02-00640-01

**ISSUED FOR CONSTRUCTION**

WorleyParsons RSA retains the copyright in all intellectual property, including designs and/or documents prepared in terms of this appointment for the project covered by the appointment. The client may use the designs and/or documents for the sole purpose of their intended use on this project only subject to payment for the design having been received. Use for any other purpose, whether or not the design and/or documents have been paid for constitutes an infringement of copyright, and all rights are reserved.

All dimensions must be verified on site before the works commence. Refer any discrepancies to the Engineer. Copyright reserved

**REVISIONS**

| NO. | DATE     | CHECKED BY | DONE BY | DESCRIPTION                |
|-----|----------|------------|---------|----------------------------|
| A   | 12/08/15 | MM         | AP      | ISSUED FOR INTERNAL REVIEW |
| B   | 12/08/15 | MM         | AP      | ISSUED FOR DETAIL DESIGN   |
| C   | 12/08/15 | MM         | AP      | ISSUED FOR SQUAD CHECK     |
| D   | 01/10/15 | MM         | AP      | ISSUED FOR CLIENT REVIEW   |
| E   | 18/11/15 | MM         | AP      | ISSUED CLIENT APPROVAL     |
| 0   | 25/11/15 | MM         | AP      | ISSUED FOR CONSTRUCTION    |

**WorleyParsons**  
 resources & energy

39 MELROSE BOULEVARD, MELROSE ARCH, JOHANNESBURG  
 P.O. Box 61232, MARSHALTTOWN, 2107  
 TEL: +27 (0)11 218 3000  
 FAX: +27 (0)11 218 3100  
 www.worleyparsons.com  
 WorleyParsons RSA (Pty) Ltd.

**MESCF**  
 arquitectos

|                      | NAME         | SIGNATURE | DATE |
|----------------------|--------------|-----------|------|
| DRAWN BY:            | AP           |           |      |
| CHECKED:             | MM           |           |      |
| DESIGNER:            | AP           |           |      |
| PR ENG :             |              |           |      |
| PROJECT ENG MANAGER: | L PADAYACHEE |           |      |
| LOCAL PR ENG :       |              |           |      |
| CLIENT:              |              |           |      |

**MOZAMBIQUE**  
 GAS DEVELOPMENT PROJECT

**Anadarko**  
 Moçambique Area 1, Lda

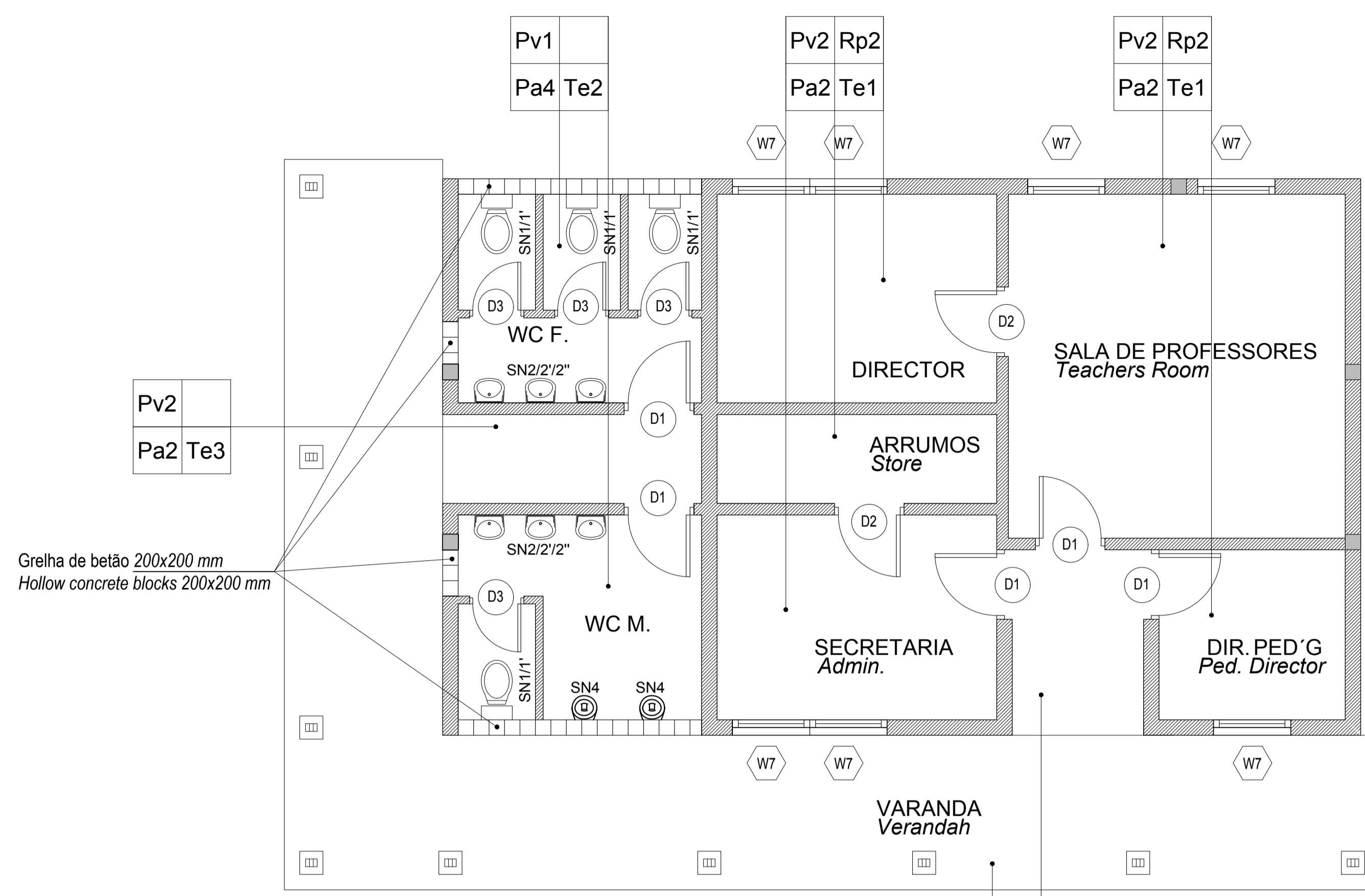
PROJECT  
**AMA 1  
 RESETTLEMENT  
 VILLAGE**

DRAWING DESCRIPTION  
 BLOCO ADMINISTRATIVO  
 MAPA DE ACABAMENTOS E PLANTA DE LOCALIZAÇÃO DE VÃOS  
 ADMINISTRATION BLOCK-FINISHING SCHEDULE & WINDOW/DOOR KEY PLAN

|                      |               |
|----------------------|---------------|
| SCALE                | DATE          |
| AS SHOWN             | NOVEMBER 2015 |
| ORIGINAL DWG SIZE A1 |               |

|                           |        |
|---------------------------|--------|
| DRAWING NUMBER            | REV NO |
| C00290-00-AR-DRD-0126-002 | 0      |

ANADARKO DRAWING NUMBER  
 EA-MZ-CI0100-WOR-E04-00606-02



**PLANTA DE ACABAMENTOS E VÃOS**  
*Finishing, Doors & Windows Key Plan*  
 ESCALA/Scale 1:50

**ACABAMENTOS / Finishings**

|   |   |
|---|---|
| <p><b>PAVIMENTOS / Pavements</b></p> <p>Pv1 -Mosaico cerâmico ou Tijoleira classe IV<br/> <i>Ceramic tiles class IV</i><br/>         Pv2 -Acabamento do pavimento em cimento queimado<br/> <i>Concrete floor to have power float finish</i></p> <p><b>TECTOS / Ceilings</b></p> <p>Te1 - Tecto falso em placas de gesso cartonado pintadas a tinta plastica<br/> <i>Ceiling in gypsum board, PVA painted.</i><br/>         Te2 - Tecto falso em placas de gesso cartonado, resistentes a humidade.<br/> <i>Ceiling in moisture resistant gypsum board, PVA Painted</i><br/>         Te3 - Tecto falso em placas NUTEC<br/> <i>Ceiling in NUTEC boards</i></p> <p><b>RODAPÉS / Skirtings</b></p> <p>Rp2 - Betonilha lisa pintada a tinta esmalte, com h=10cm<br/> <i>Plain granolithic enamel paint, with h=10cm</i></p> | <p><b>PAREDES / Walls</b></p> <p>Pa2 - Pintura com tinta esmalte de cor até 1.50m de altura (lambрил) e tinta plástica sobre reboco liso até o tecto<br/> <i>Colour enamel paint until 1.50m height wainscoating PVA paint on plain plaster to ceiling height</i><br/>         Pa4 - Azulejos brancos 20x20cm em todo o compartimento h=2.10m<br/> <i>20x20cm white tiles h=2.10m</i></p> <p><b>SANITÁRIOS/Sanitary</b></p> <p>SN1 - Conjunto de sanita em porcelana, modelo "H441 Branca" da "Construa" ou similar<br/> <i>Toilet in porcelain, model "H441 White" from "Construa" or similar</i><br/>         SN1' - Porta rolos em porcelana<br/> <i>Toilet rolls holder in porcelain</i><br/>         SN2 - Lavatório e pedestal modelo "C356 Branco" em porcelana da "Construa" ou similar<br/> <i>Handwash basin and pedestal in porcelain model "C356 White" from "Construa" or similar</i><br/>         SN2' - Toalheiro médio metálico cromado<br/> <i>Medium chromated metallic towel rack</i><br/>         SN2'' - Espelho com 40x40 cm.<br/> <i>Mirror with 40x40 cm.</i><br/>         SN4 - Urinol em porcelana, modelo "Lavatera da Vaal" ou similar<br/> <i>Urinal in porcelain, model "Lavatera by Vaal" or similar</i></p> |
|---|---|

**PINTURA / Painting**

- Para especificações da pintura consultar documento em anexo.  
 - For all painting specifications refer to document in annex.  
 EA-MZ-CI0000-WOR-E04-00031-01



**ISSUED  
FOR  
CONSTRUCTION**

WorleyParsons RSA retains the copyright in all intellectual property, including designs and/or documents prepared in terms of this appointment for the project covered by the appointment. The client may use the designs and/or documents for the sole purpose of their intended use on this project only subject to payment for the design having been received. Use for any other purpose, whether or not the design and/or documents have been paid for constitutes an infringement of copyright, and all rights are reserved.

All dimensions must be verified on site before the works commence. Refer any discrepancies to the Engineer. Copyright reserved

**REVISIONS**

| NO. | DATE     | CHECKED | DONE BY | DESCRIPTION                |
|-----|----------|---------|---------|----------------------------|
| A   | 12/08/15 | MM      | AP      | ISSUED FOR INTERNAL REVIEW |
| B   | 12/08/15 | MM      | AP      | ISSUED FOR DETAIL DESIGN   |
| C   | 12/08/15 | MM      | AP      | ISSUED FOR SQUAD CHECK     |
| D   | 01/10/15 | MM      | AP      | ISSUED FOR CLIENT REVIEW   |
| E   | 16/11/15 | MM      | AP      | ISSUED CLIENT APPROVAL     |
| O   | 25/11/15 | MM      | AP      | ISSUED FOR CONSTRUCTION    |

**WorleyParsons**  
resources & energy

39 MELROSE BOULEVARD, MELROSE ARCH, JOHANNESBURG  
P.O. Box 61232, MARSHALLTOWN, 2107  
TEL: +27 (0)11 218 3000  
FAX: +27(0)11 218 3100  
www.worleyparsons.com  
WorleyParsons RSA (Pty) Ltd.



|                     | NAME         | SIGNATURE | DATE |
|---------------------|--------------|-----------|------|
| DRAWN BY:           | AP           |           |      |
| CHECKED :           | MM           |           |      |
| DESIGNER :          | AP           |           |      |
| PROJECT ENG MANAGER | L PADAYACHEE |           |      |
| LOCAL PR ENG :      |              |           |      |
| CLIENT:             |              |           |      |

CLIENT



PROJECT  
**AMA 1  
RESETTLEMENT  
VILLAGE**

DRAWING DESCRIPTION

POSTO ADMINISTRATIVO - LAYOUT  
DO BLOCO 2 FOLHA 3 DE 3

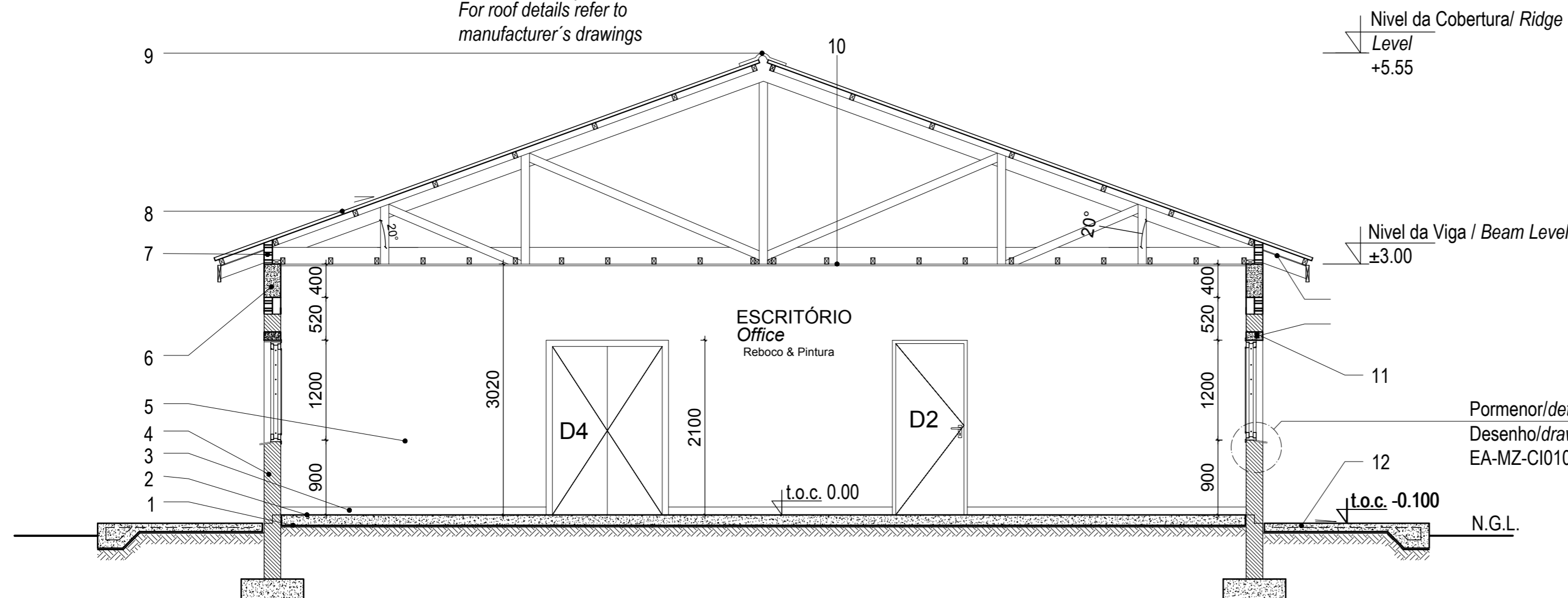
LOCAL ADMIN - BLOCK 2 LAYOUT  
SHEET 3 OF 3

|   |                  |
|---|------------------|
| SCALE<br>AS SHOWN<br>ORIGINAL DWG SIZE A2 | DATE<br>NOV 2015 |
|---|------------------|

|  |                    |
|--|--------------------|
| DRAWING NUMBER<br><b>C00290-00-AR-DLP-0013-003</b> | REV NO<br><b>0</b> |
|--|--------------------|

ANADARKO DRAWING NUMBER  
**EA-MZ-CI0100-WOR-E04-00405-03**

Para pormenor da cobertura consultar  
desenhos do especialista  
For roof details refer to  
manufacturer's drawings



Pormenor/detail:  
Desenho/drawing  
EA-MZ-CI0100-WOR-E05-00049-01

**Corte A-A  
Section A-A**

Escala/Scale 1:50

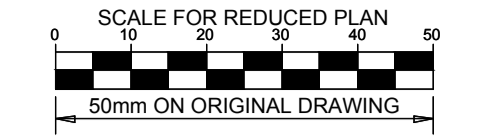
**Legenda  
Key**

- |   |   |
|---|---|
| 1_Laje de pavimento em betão<br>Concrete slab   | 8_Cobertura em chapas metálicas esmaltadas com perfil IBR<br>com isolamento Sisolation 405<br>Enameled metallic roof sheeting with IBR profile on graded SA pine battens<br>with sisalation 405 roof underlay fixed to prefabricated roof trusses |
| 2_Acabamento do pavimento em cimento queimado<br>Concrete floor to have power float finish    | 9_Cumeeira em chapa esmaltada<br><i>Enameled sheet ridge cap</i>  |
| 3_Rodapé em betonilha lisa, pintada a tinta esmalte com h=100mm<br>Painted concrete skirting  | 10_Tecto falso em placas de gesso cartonado pintado<br>a tinta plástica sob estrutura de madeira<br><i>Ceiling in Gypsum board PVA painted under wooden structure</i>   |
| 4_Alvenaria em blocos vazados com espessura de 200mm<br>Walls in hollow block 200mm wide      | 11_Lintel em betão armado<br><i>Concrete lintel</i>   |
| 5_Parede com reboco liso, pintada a tinta plástica<br>Wall with plain plaster and PVA painted | 12_Laje de pavimento da varanda<br><i>Concrete verandah slab</i>  |
| 6_Viga de coroamento em betão armado<br>Concrete ring beam                                    |   |
| 7_Blocos ventiladores com rede mosquiteira sintectica<br>Vent blocks with mosquito net        |   |

**ESTE DESENHO É PARA SER LIDO  
EM CONJUNTO COM:**

**THIS DRAWING IS TO BE READ IN  
CONJUNCTION WITH:**

- ARCHITECTURAL  
EA-MZ-CI0100-WOR-E04-00015-01  
EA-MZ-CI0100-WOR-E04-00400-01  
EA-MZ-CI0100-WOR-E04-00405-01  
EA-MZ-CI0100-WOR-E05-00032-01  
EA-MZ-CI0100-WOR-E04-00016-01  
EA-MZ-CI0100-WOR-E05-00047-01  
EA-MZ-CI0100-WOR-E04-00016-02
- STRUCTURAL  
EA-MZ-CI0100-WOR-E05-00416-01  
EA-MZ-CI0100-WOR-E05-00417-01  
EA-MZ-CI0100-WOR-E05-00456-01  
EA-MZ-CI0100-WOR-E05-00457-01  
EA-MZ-CI0000-WOR-E05-00054-01
- WATER  
EA-MZ-CI0100-WOR-E05-00106-01  
EA-MZ-CI0100-WOR-E05-00107-01  
EA-MZ-CI0100-WOR-E05-00495-01  
EA-MZ-CI0100-WOR-E05-00495-02  
EA-MZ-CI0100-WOR-E05-00495-03
- ELECTRICAL  
EA-MZ-CI0100-WOR-E02-00432-01  
EA-MZ-CI0100-WOR-E02-00433-01  
EA-MZ-CI0100-WOR-E02-00430-01  
EA-MZ-CI0100-WOR-E02-00435-01



**NOTES**

ESTE DESENHO É PARA SER LIDO EM CONJUNTO COM:  
**THIS DRAWING IS TO BE READ IN CONJUNCTION WITH:**

ARCHITECTURAL  
 EA-MZ-CI0100-WOR-E04-00015-01  
 EA-MZ-CI0100-WOR-E04-00400-01  
 EA-MZ-CI0100-WOR-E04-00405-01  
 EA-MZ-CI0100-WOR-E05-00032-01  
 EA-MZ-CI0100-WOR-E04-00016-01  
 EA-MZ-CI0100-WOR-E05-00047-01  
 EA-MZ-CI0100-WOR-E04-00016-02

STRUCTURAL  
 EA-MZ-CI0100-WOR-E05-00416-01  
 EA-MZ-CI0100-WOR-E05-00417-01  
 EA-MZ-CI0100-WOR-E05-00456-01  
 EA-MZ-CI0100-WOR-E05-00457-01  
 EA-MZ-CI0000-WOR-E05-00054-01

WATER  
 EA-MZ-CI0100-WOR-E05-00106-01  
 EA-MZ-CI0100-WOR-E05-00107-01  
 EA-MZ-CI0100-WOR-E05-00495-01  
 EA-MZ-CI0100-WOR-E05-00495-02  
 EA-MZ-CI0100-WOR-E05-00495-03

ELECTRICAL  
 EA-MZ-CI0100-WOR-E02-00432-01  
 EA-MZ-CI0100-WOR-E02-00433-01  
 EA-MZ-CI0100-WOR-E02-00430-01  
 EA-MZ-CI0100-WOR-E02-00435-01

**ISSUED FOR CONSTRUCTION**

WorleyParsons RSA retains the copyright in all intellectual property, including designs and/or documents prepared in terms of this appointment for the project covered by the appointment. The client may use the designs and/or documents for the sole purpose of their intended use on this project only subject to payment for the design having been received. Use for any other purpose, whether or not the design and/or documents have been paid for constitutes an infringement of copyright, and all rights are reserved.

All dimensions must be verified on site before the works commence. Refer any discrepancies to the Engineer. Copyright reserved

**REVISIONS**

| NO. | DATE     | CHECKED BY | DONE BY | DESCRIPTION                |
|-----|----------|------------|---------|----------------------------|
| A   | 12/08/15 | MM         | AP      | ISSUED FOR INTERNAL REVIEW |
| B   | 12/08/15 | MM         | AP      | ISSUED FOR DETAIL DESIGN   |
| C   | 10/09/15 | MM         | AP      | ISSUED FOR SQUAD CHECK     |
| D   | 01/10/15 | MM         | AP      | ISSUED FOR CLIENT REVIEW   |
| E   | 16/11/15 | MM         | AP      | ISSUED CLIENT APPROVAL     |
| 0   | 25/11/15 | MM         | AP      | ISSUED FOR CONSTRUCTION    |

**WorleyParsons**  
 resources & energy  
 39 MELROSE BOULEVARD, MELROSE ARCH, JOHANNESBURG  
 P.O. Box 61232, MARSHALLTOWN, 2107  
 TEL: +27 (0)11 218 3000  
 FAX: +27(0)11 218 3100  
 www.worleyparsons.com  
 WorleyParsons RSA (Pty) Ltd.

**MESCI**  
 arquitectos

|                      | NAME         | SIGNATURE | DATE |
|----------------------|--------------|-----------|------|
| DRAWN BY:            | AP           |           |      |
| CHECKED:             | MM           |           |      |
| DESIGNER:            | AP           |           |      |
| PR ENG:              |              |           |      |
| PROJECT ENG MANAGER: | L PADAYACHEE |           |      |
| LOCAL PR ENG:        |              |           |      |
| CLIENT:              |              |           |      |

**MOZAMBIQUE**  
 GAS DEVELOPMENT PROJECT

**Anadarko**  
 Moçambique Área 1, Lda

PROJECT  
**AMA 1  
 RESETTLEMENT  
 VILLAGE**

DRAWING DESCRIPTION  
 POSTO ADMINISTRATIVO - LAYOUT  
 DO BLOCO 2 FOLHA 1 DE 3  
 LOCAL ADMIN - BLOCK 2 LAYOUT  
 SHEET 1 OF 3

SCALE  
 AS SHOWN  
 ORIGINAL DWG SIZE A1

DATE  
 NOVEMBER 2015


DRAWING NUMBER  
 C00290-00-AR-DLP-0013-001

REV NO  
 0

ANADARKO DRAWING NUMBER  
 EA-MZ-CI0100-WOR-E04-00405-01

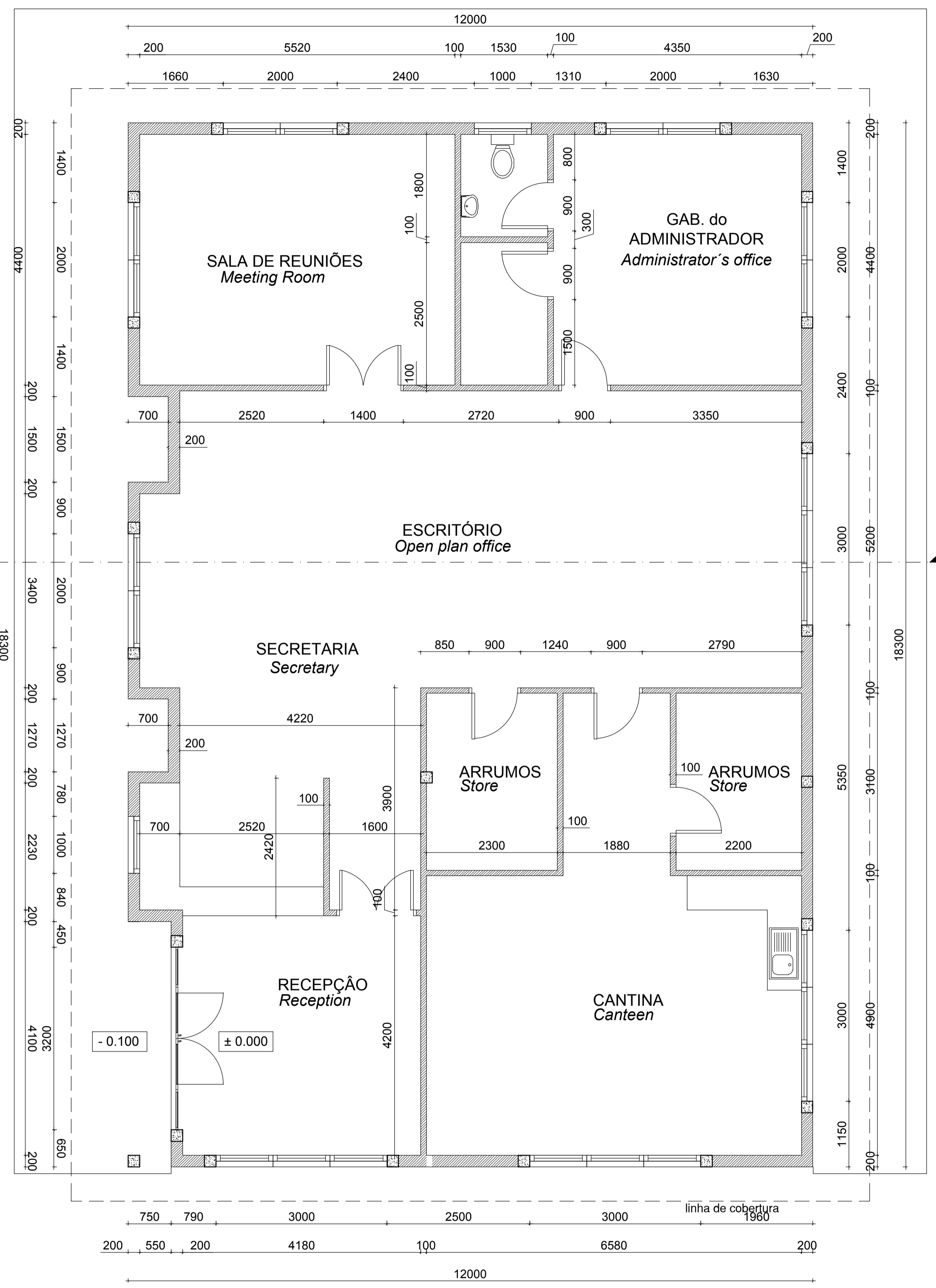
Cobertura em Chapas metálicas  
 esmaltadas com perfil IBR

*Metal roof enameled sheeting with  
 IBR profile*



**PLANTA DE  
 COBERTURA  
 Roof Plan**

Escala/Scale 1:50



**PLANTA DO PISO  
 Floor Plan**

Escala/Scale 1:50

**ISSUED  
FOR  
CONSTRUCTION**

WorleyParsons RSA retains the copyright in all intellectual property, including designs and/or documents prepared in terms of this appointment for the project covered by the appointment. The client may use the designs and/or documents for the sole purpose of their intended use on this project only subject to payment for the design having been received. Use for any other purpose, whether or not the design and/or documents have been paid for constitutes an infringement of copyright, and all rights are reserved.

All dimensions must be verified on site before the works commence. Refer any discrepancies to the Engineer. Copyright reserved

**REVISIONS**

| NO. | DATE     | CHECKED | DONE BY | DESCRIPTION                |
|-----|----------|---------|---------|----------------------------|
| A   | 12/08/15 | MM      | AP      | ISSUED FOR INTERNAL REVIEW |
| B   | 12/08/15 | MM      | AP      | ISSUED FOR DETAIL DESIGN   |
| C   | 12/08/15 | MM      | AP      | ISSUED FOR SQUAD CHECK     |
| D   | 01/10/15 | MM      | AP      | ISSUED FOR CLIENT REVIEW   |
| E   | 16/11/15 | MM      | AP      | ISSUED CLIENT APPROVAL     |
| 0   | 25/11/15 | MM      | AP      | ISSUED FOR CONSTRUCTION    |



**WorleyParsons**

resources & energy

39 MELROSE BOULEVARD, MELROSE ARCH, JOHANNESBURG  
P.O. Box 61232, MARSHALLTOWN, 2107  
TEL: +27 (0)11 218 3000  
FAX: +27(0)11 218 3100  
www.worleyparsons.com  
WorleyParsons RSA (Pty) Ltd.



MESCH  
arquitectos

|                     | NAME         | SIGNATURE | DATE |
|---------------------|--------------|-----------|------|
| DRAWN BY:           | AP           |           |      |
| CHECKED:            | MM           |           |      |
| DESIGNER:           | AP           |           |      |
| PROJECT ENG MANAGER | L PADAYACHEE |           |      |
| LOCAL PR ENG:       |              |           |      |
| CLIENT:             |              |           |      |

CLIENT



PROJECT  
**AMA 1  
RESETTLEMENT  
VILLAGE**

DRAWING DESCRIPTION  
POSTO ADMINISTRATIVO - LAYOUT  
DO BLOCO 1 FOLHA 3 DE 3

LOCAL ADMIN - BLOCK 1 LAYOUT  
SHEET 3 OF 3

SCALE  
**AS SHOWN**  
ORIGINAL DWG SIZE A2

DATE  
**NOV 2015**

DRAWING NUMBER  
**C00290-00-AR-DLP-0012-003**

REV NO  
**0**

ANADARKO DRAWING NUMBER  
**EA-MZ-CI0100-WOR-E04-00400-03**

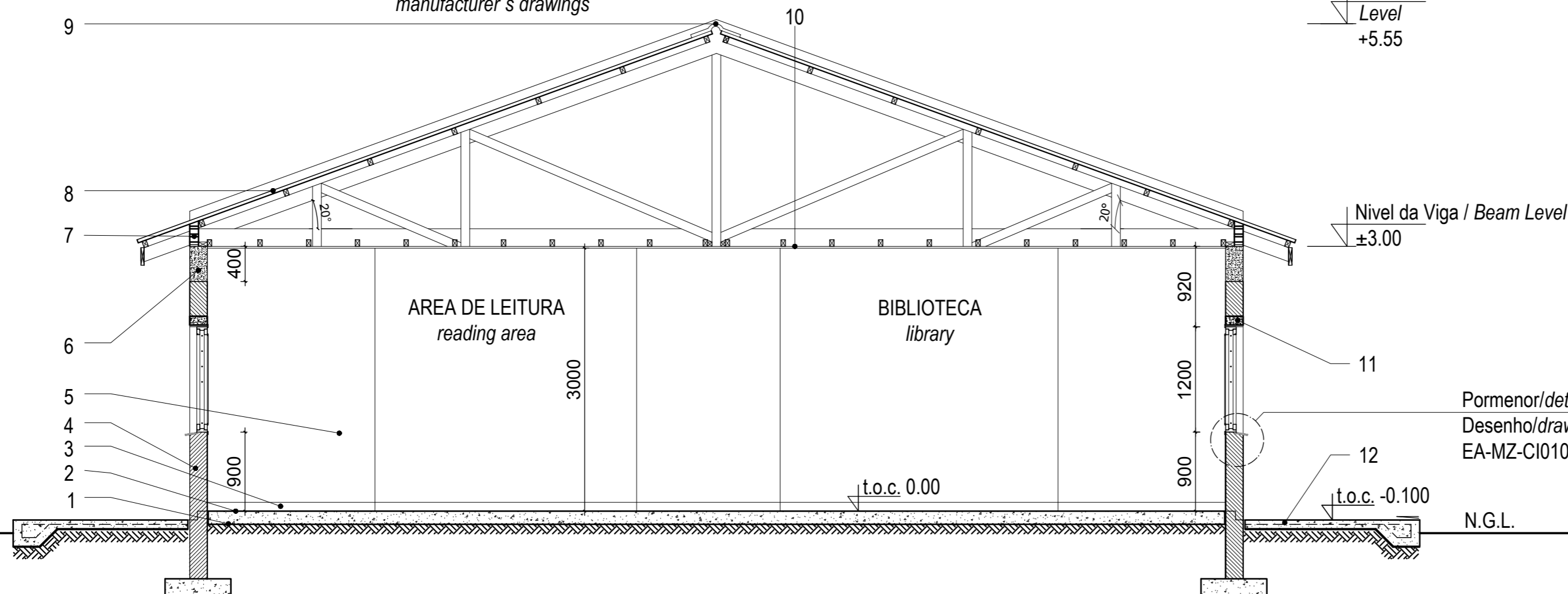
Para pormenor da cobertura consultar  
desenhos do especialista  
For roof details refer to  
manufacturer's drawings

Nivel da Cobertura/ Ridge  
Level  
+5.55

Nivel da Viga / Beam Level  
±3.00

Pormenor/detail:  
Desenho/drawing  
EA-MZ-CI0100-WOR-E05-00049-01

N.G.L.



**Corte A-A  
Section A-A**




Escala/Scale 1:50

**Legenda  
Key**

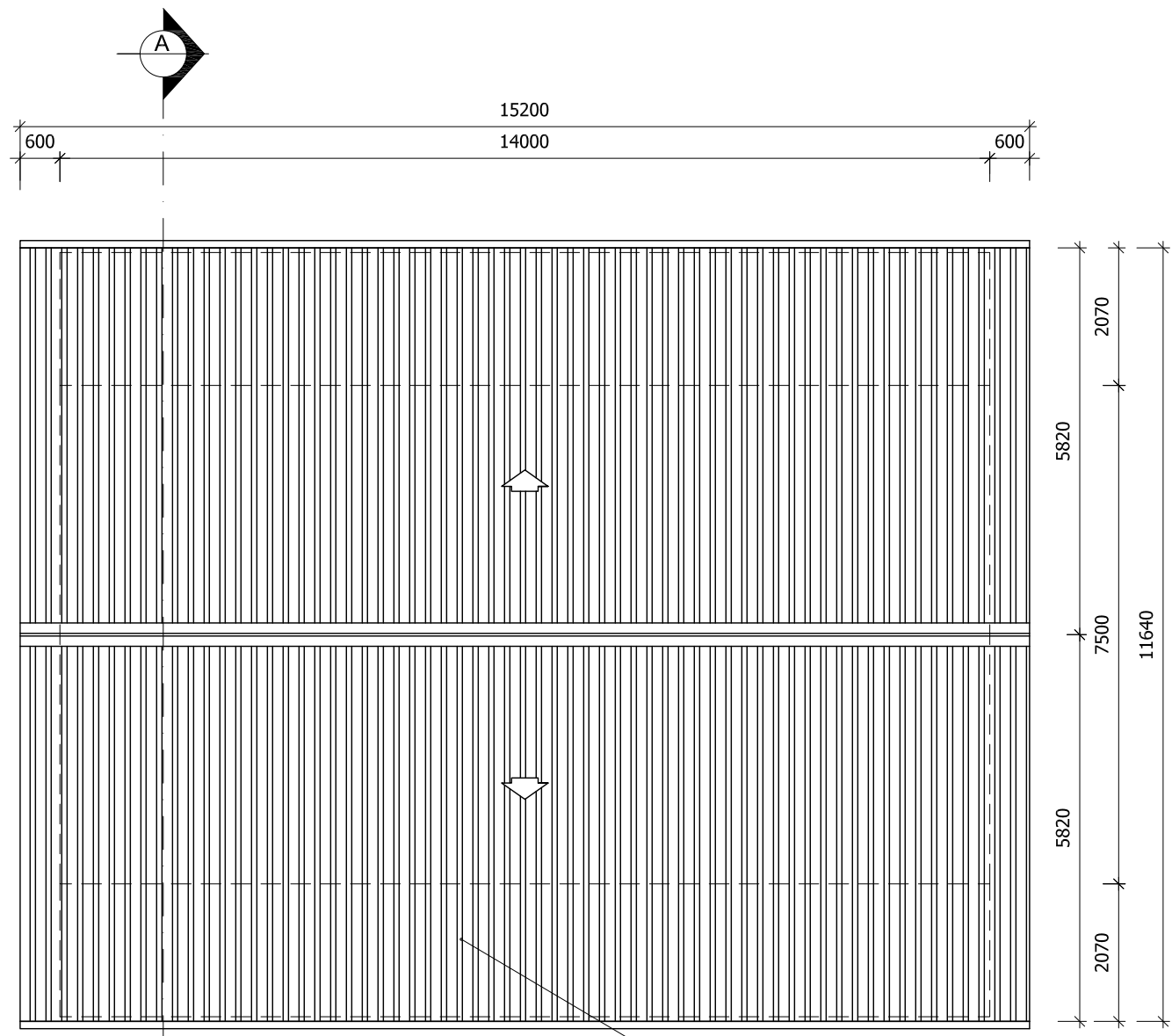
- |   |  |
|---|--|
| 1_Laje de pavimento em betão<br>Concrete slab   | 8_Cobertura em chapas metálicas esmaltadas com perfil IBR<br>com isolamento Sisolation 405<br>Enameled metalic roof sheeting with IBR profile on graded SA pine battens<br>with sisolation 405 roof underlay fixed to prefabricated roof trusses |
| 2_Acabamento do pavimento em cimento queimado<br>Concrete floor to have power float finish    | 9_Cumeeira em chapa esmaltada<br><i>Enameled sheet ridge cap</i>   |
| 3_Rodapé em betonilha lisa, pintada a tinta esmalte com h=100mm<br>Painted concrete skirting  | 10_Tecto falso em placas de gesso cartonado pintado<br>a tinta plástica sob estrutura de madeira<br><i>Ceiling in Gypsum board PVA painted under wooden structure</i>  |
| 4_Alvenaria em blocos vazados com espessura de 200mm<br>Walls in hollow block 200mm wide      | 11_Lintel em betão armado<br><i>Concrete lintel</i>  |
| 5_Parede com reboco liso, pintada a tinta plástica<br>Wall with plain plaster and PVA painted | 12_Laje de pavimento da varanda<br><i>Concrete verandah slab</i>   |
| 6_Viga de coroamento em betão armado<br>Concrete ring beam                                    |  |
| 7_Blocos ventiladores com rede mosquiteira sintectica<br>Vent blocks with mosquito net        |  |

**ESTE DESENHO É PARA SER LIDO  
EM CONJUNTO COM:  
THIS DRAWING IS TO BE READ IN  
CONJUNCTION WITH:**

ARCHITECTURAL  
EA-MZ-CI0100-WOR-E04-00015-01  
EA-MZ-CI0100-WOR-E04-00400-01  
EA-MZ-CI0100-WOR-E04-00405-01  
EA-MZ-CI0100-WOR-E05-00032-01  
EA-MZ-CI0100-WOR-E04-00016-01  
EA-MZ-CI0100-WOR-E05-00047-01  
EA-MZ-CI0100-WOR-E04-00016-02  
STRUCTURAL  
EA-MZ-CI0100-WOR-E05-00416-01  
EA-MZ-CI0100-WOR-E05-00417-01  
EA-MZ-CI0100-WOR-E05-00456-01  
EA-MZ-CI0100-WOR-E05-00457-01  
EA-MZ-CI0000-WOR-E05-00054-01  
WATER  
EA-MZ-CI0100-WOR-E05-00106-01  
EA-MZ-CI0100-WOR-E05-00107-01  
EA-MZ-CI0100-WOR-E05-00495-01  
EA-MZ-CI0100-WOR-E05-00495-02  
EA-MZ-CI0100-WOR-E05-00495-03  
ELECTRICAL  
EA-MZ-CI0100-WOR-E02-00432-01  
EA-MZ-CI0100-WOR-E02-00433-01  
EA-MZ-CI0100-WOR-E02-00430-01  
EA-MZ-CI0100-WOR-E02-00435-01

|   |                                   |  |  |
|---|-----------------------------------|--|--|
|  | <i>Mozambique Gas Development</i> |  | <br>Moçambique Área 1, Lda<br><br> |
|   | Resettlement Plan                 |  |  |
|   | Annex I: Construction drawings    |  |  |
| Rev. 1  | Rev Date: 27-May-16               |  |  |

## 2. ADMINISTRATIVE POST STAFF HOUSING



**PLANTA DE COBERTURA**  
**Roof Plan**  
 ESCALA/Scale 1:100

Cobertura em Chapas metálicas  
 esmaltadas com perfil IBR  
 Metal roof enameled sheeting with  
 IBR profile

**ESTE DESENHO É PARA SER LIDO EM CONJUNTO COM:**

**THIS DRAWINGS IS TO BE READ IN CONJUNCTION WITH:**

**ARCHITECTURAL**  
 EA-MZ-CI0100-WOR-E05-00575-01  
 EA-MZ-CI0100-WOR-E04-00021-01  
 EA-MZ-CI0100-WOR-E05-00048-01  
 EA-MZ-CI0100-WOR-E05-00048-02  
 EA-MZ-CI0100-WOR-E05-00048-03  
 EA-MZ-CI0100-WOR-E05-00050-00

**STRUCTURAL**  
 EA-MZ-CI0100-WOR-E04-00011-01  
 EA-MZ-CI0100-WOR-E05-00014-00

**WATER**  
 EA-MZ-CI0100-WOR-E05-00496-01  
 EA-MZ-CI0100-WOR-E05-00496-02  
 EA-MZ-CI0100-WOR-E05-00122-01

**ELECTRICAL**  
 EA-MZ-CI0100-WOR-E02-00100-01

**ISSUED FOR CONSTRUCTION**

WorleyParsons RSA retains the copyright in all intellectual property, including designs and/or documents prepared in terms of this appointment for the project covered by the appointment. The client may use the designs and/or documents for the sole purpose of their intended use on this project only subject to payment for the design having been received. Use for any other purpose, whether or not the design and/or documents have been paid for constitutes an infringement of copyright, and all rights are reserved.

All dimensions must be verified on site before the works commence. Refer any discrepancies to the Engineer.  
 Copyright reserved

| REVISIONS |          |     |         |                          |
|-----------|----------|-----|---------|--------------------------|
| NO.       | DATE     | CHK | DONE BY | DESCRIPTION              |
| A         | 17/09/15 | MM  | CP      | ISSUED INTERNAL REVIEW   |
| B         | 17/09/15 | MM  | CP      | ISSUED FOR DETAIL DESIGN |
| C         | 17/09/15 | MM  | CP      | ISSUED FOR SQUAD CHECK   |
| D         | 01/10/15 | MM  | CP      | ISSUED FOR CLIENT REVIEW |
| E         | 13/11/15 | MM  | CP      | ISSUED CLIENT APPROVAL   |
| 0         | 25/11/15 | MM  | CP      | ISSUED FOR CONSTRUCTION  |

**WorleyParsons**  
 resources & energy  
 39 MELROSE BOULEVARD, MELROSE ARCH, JOHANNESBURG  
 P.O. Box 61232, MARSHALLTOWN, 2107  
 TEL: +27 (0)11 218 3000  
 FAX: +27(0)11 218 3100  
 www.worleyparsons.com  
 WorleyParsons RSA (Pty) Ltd.

**MESCH**  
 arquitetos

CLIENT

**MOZAMBIQUE**  
 GAS DEVELOPMENT PROJECT

**Anadarko**  
 Moçambique Área 1, Lda

PROJECT  
 AMA 1  
 RESETTLEMENT  
 VILLAGE

DRAWING DESCRIPTION  
 CASA DO CHEFE DA ADMIN. -  
 LAYOUT FOLHA 3 DE 5

LOCAL ADMIN'S HOUSE -  
 LAYOUT SHEET 3 OF 5

SCALE  
 A3@ 1:100

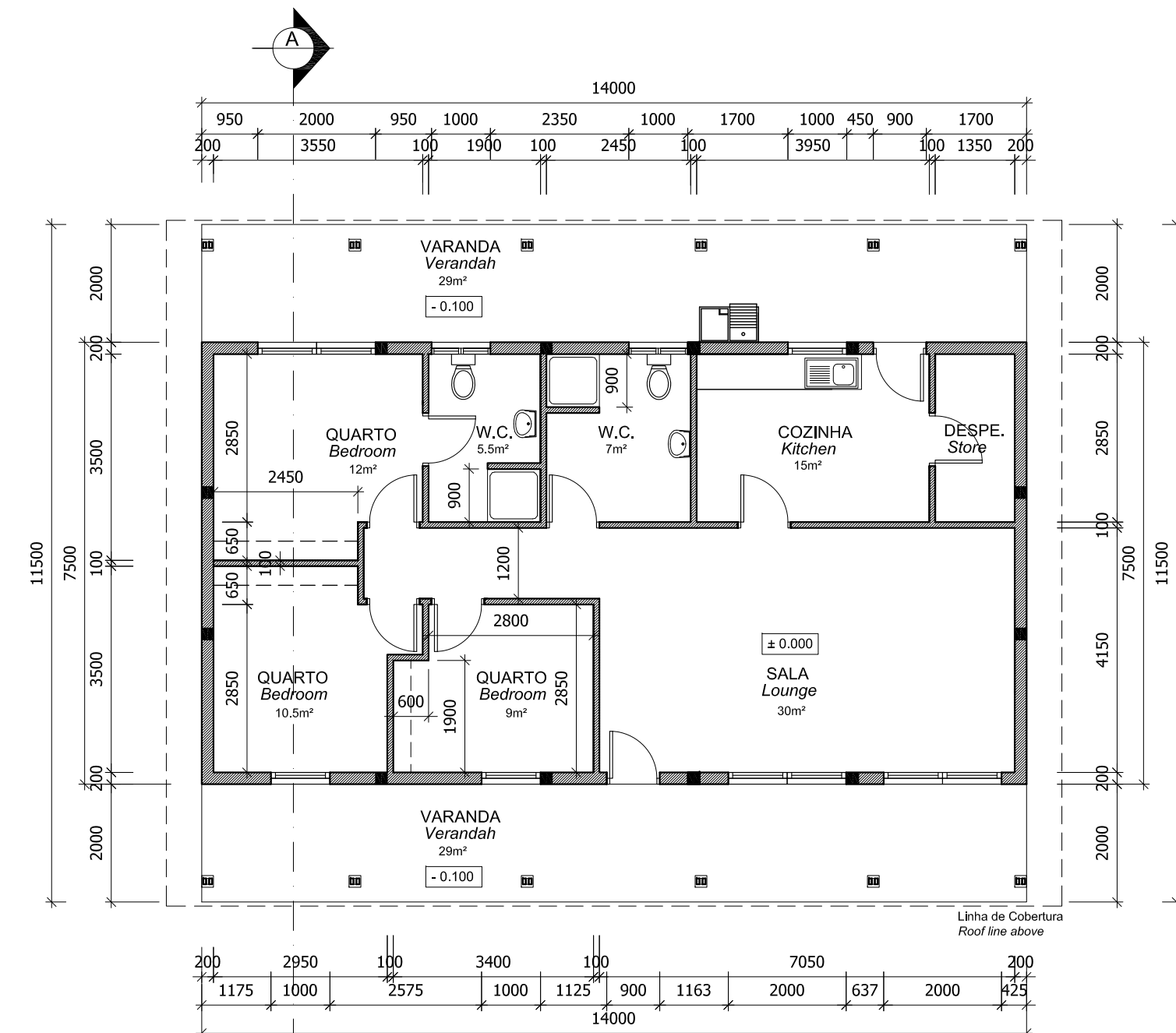
DATE  
 NOV 2015

DRAWING NUMBER:  
 C00290-00-AR-DAL-0104-003

REV Nº  
 0

ANADARKO DRAWING NUMBER:  
 EA-MZ-CI0100-WOR-E05-00575-03

*Handwritten signatures and initials in blue ink.*



PLANTA DO PISO  
Floor Plan  
ESCALA/Scale 1:100

**ESTE DESENHO É PARA SER LIDO EM CONJUNTO COM:**

**THIS DRAWINGS IS TO BE READ IN CONJUNCTION WITH:**

**ARCHITECTURAL**  
EA-MZ-CI0100-WOR-E05-00575-01  
EA-MZ-CI0100-WOR-E04-00021-01  
EA-MZ-CI0100-WOR-E05-00048-01  
EA-MZ-CI0100-WOR-E05-00048-02  
EA-MZ-CI0100-WOR-E05-00048-03  
EA-MZ-CI0100-WOR-E05-00050-00

**STRUCTURAL**  
EA-MZ-CI0100-WOR-E04-00011-01  
EA-MZ-CI0100-WOR-E05-00014-00

**WATER**  
EA-MZ-CI0100-WOR-E05-00496-01  
EA-MZ-CI0100-WOR-E05-00496-02  
EA-MZ-CI0100-WOR-E05-00122-01

**ELECTRICAL**  
EA-MZ-CI0100-WOR-E02-00100-01

*[Handwritten signature]*

**ISSUED FOR CONSTRUCTION**

WorleyParsons RSA retains the copyright in all intellectual property, including designs and/or documents prepared in terms of this appointment for the project covered by the appointment. The client may use the designs and/or documents for the sole purpose of their intended use on this project only subject to payment for the design having been received. Use for any other purpose, whether or not the design and/or documents have been paid for constitutes an infringement of copyright, and all rights are reserved.

All dimensions must be verified on site before the works commence. Refer any discrepancies to the Engineer.  
Copyright reserved

| REVISIONS |          |     |         |                          |
|-----------|----------|-----|---------|--------------------------|
| NO.       | DATE     | CHK | DONE BY | DESCRIPTION              |
| A         | 17/09/15 | MM  | CP      | ISSUED INTERNAL REVIEW   |
| B         | 17/09/15 | MM  | CP      | ISSUED FOR DETAIL DESIGN |
| C         | 17/09/15 | MM  | CP      | ISSUED FOR SQUAD CHECK   |
| D         | 01/10/15 | MM  | CP      | ISSUED FOR CLIENT REVIEW |
| E         | 13/11/15 | MM  | CP      | ISSUED CLIENT APPROVAL   |
| 0         | 25/11/15 | MM  | CP      | ISSUED FOR CONSTRUCTION  |

**WorleyParsons**  
resources & energy  
39 MELROSE BOULEVARD, MELROSE ARCH, JOHANNESBURG  
P.O. Box 61232, MARSHALLTOWN, 2107  
TEL: +27 (0)11 218 3000  
FAX: +27(0)11 218 3100  
www.worleyparsons.com  
WorleyParsons RSA (Pty) Ltd.

**MESCH**  
arquitectos

CLIENT  
**MOZAMBIQUE**  
GAS DEVELOPMENT PROJECT

**Anadarko**  
Moçambique Área 1, Lda

PROJECT  
AMA 1  
RESETTLEMENT  
VILLAGE

DRAWING DESCRIPTION  
CASA DO CHEFE DA ADMIN. -  
LAYOUT FOLHA 2 DE 5

LOCAL ADMIN'S HOUSE -  
LAYOUT SHEET 2 OF 5

SCALE  
A3@ 1:100

DATE  
NOV 2015

DRAWING NUMBER:  
C00290-00-AR-DAL-0104-002

REV Nº  
0

ANADARKO DRAWING NUMBER:  
EA-MZ-CI0100-WOR-E05-00575-02

**ESTE DESENHO É PARA SER LIDO EM CONJUNTO COM:**

**THIS DRAWINGS IS TO BE READ IN CONJUNCTION WITH:**

**ARCHITECTURAL**  
 EA-MZ-CI0100-WOR-E05-00575-01  
 EA-MZ-CI0100-WOR-E04-00021-01  
 EA-MZ-CI0100-WOR-E05-00048-01  
 EA-MZ-CI0100-WOR-E05-00048-02  
 EA-MZ-CI0100-WOR-E05-00048-03  
 EA-MZ-CI0100-WOR-E05-00050-00

**STRUCTURAL**  
 EA-MZ-CI0100-WOR-E04-00011-01  
 EA-MZ-CI0100-WOR-E05-00014-00

**WATER**  
 EA-MZ-CI0100-WOR-E05-00496-01  
 EA-MZ-CI0100-WOR-E05-00496-02  
 EA-MZ-CI0100-WOR-E05-00122-01

**ELECTRICAL**  
 EA-MZ-CI0100-WOR-E02-00100-01

**ISSUED FOR CONSTRUCTION**

WorleyParsons RSA retains the copyright in all intellectual property, including designs and/or documents prepared in terms of this appointment for the project covered by the appointment. The client may use the designs and/or documents for the sole purpose of their intended use on this project only subject to payment for the design having been received. Use for any other purpose, whether or not the design and/or documents have been paid for constitutes an infringement of copyright, and all rights are reserved.

All dimensions must be verified on site before the works commence. Refer any discrepancies to the Engineer.  
 Copyright reserved

**REVISIONS**

| NO. | DATE     | CHK | DONE BY | DESCRIPTION              |
|-----|----------|-----|---------|--------------------------|
| A   | 17/09/15 | MM  | CP      | ISSUED INTERNAL REVIEW   |
| B   | 17/09/15 | MM  | CP      | ISSUED FOR DETAIL DESIGN |
| C   | 17/09/15 | MM  | CP      | ISSUED FOR SQUAD CHECK   |
| D   | 01/10/15 | MM  | CP      | ISSUED FOR CLIENT REVIEW |
| E   | 13/11/15 | MM  | CP      | ISSUED CLIENT APPROVAL   |
| 0   | 25/11/15 | MM  | CP      | ISSUED FOR CONSTRUCTION  |



resources & energy

39 MELROSE BOULEVARD, MELROSE ARCH, JOHANNESBURG  
 P.O. Box 61232, MARSHALLTOWN, 2107  
 TEL: +27 (0)11 218 3000  
 FAX: +27(0)11 218 3100  
 www.worleyparsons.com  
 WorleyParsons RSA (Pty) Ltd.



CLIENT



PROJECT  
 AMA 1  
 RESETTLEMENT  
 VILLAGE

DRAWING DESCRIPTION  
 CASA DO CHEFE DA ADMIN. -  
 LAYOUT FOLHA 1 DE 5

LOCAL ADMIN'S HOUSE -  
 LAYOUT SHEET 1 OF 5

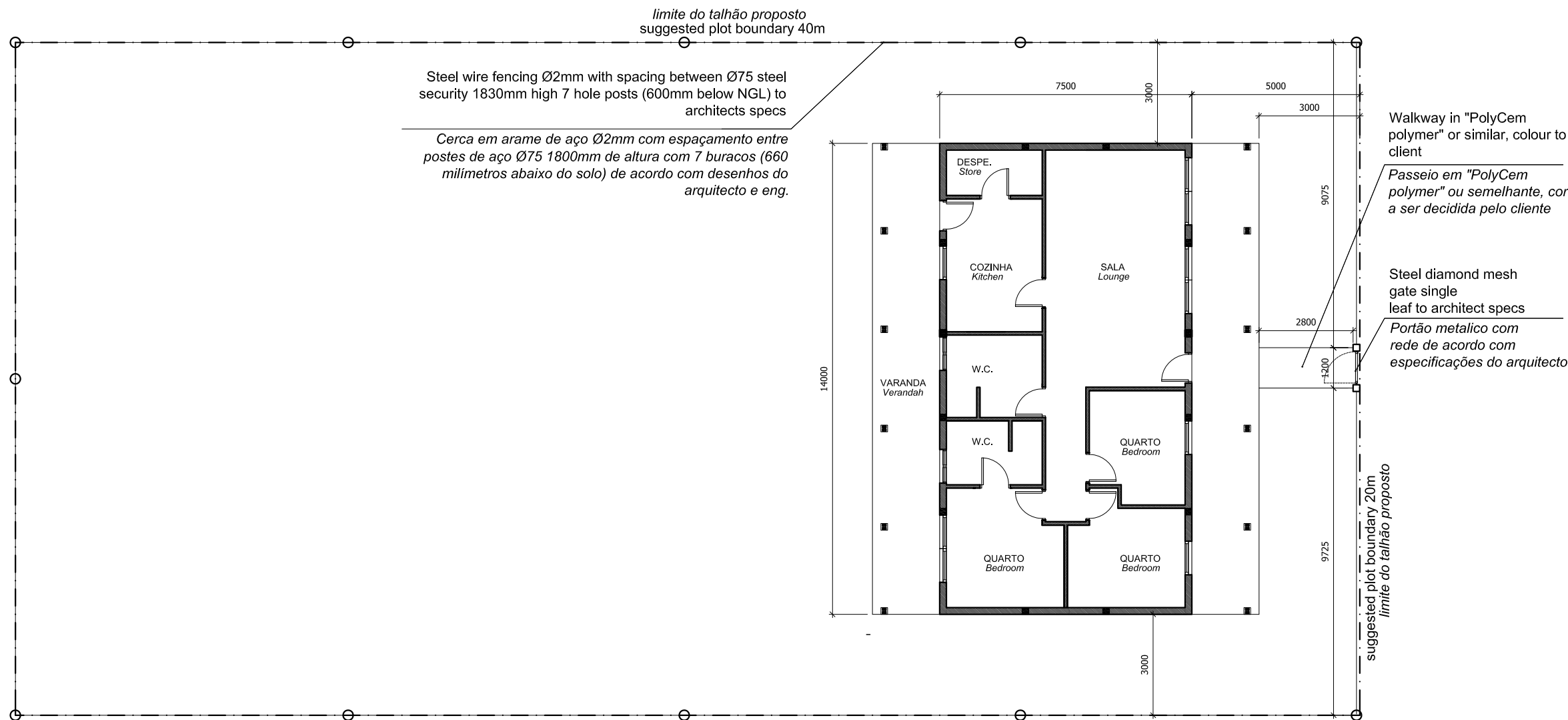
SCALE  
 A3@ 1:150

DATE  
 NOV 2015

DRAWING NUMBER:  
 C00290-00-AR-DAL-0104-001

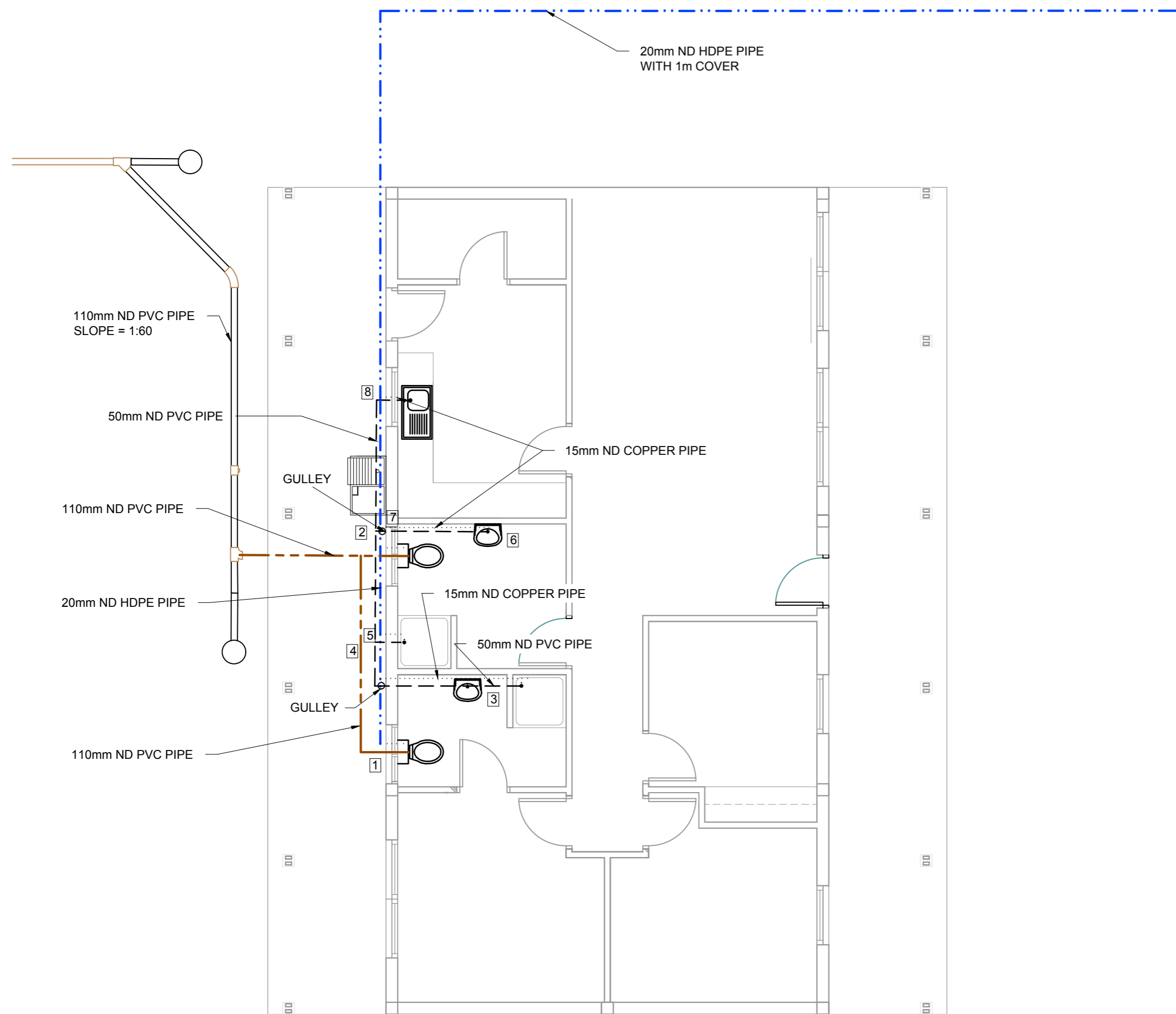
REV Nº  
 0

ANADARKO DRAWING NUMBER:  
 EA-MZ-CI0100-WOR-E05-00575-01



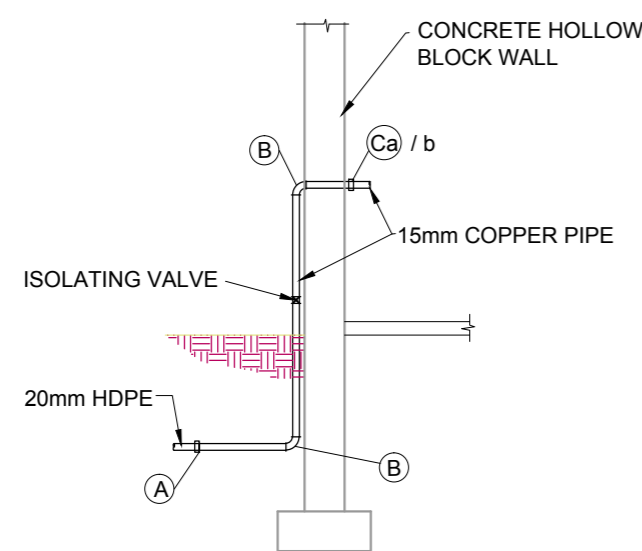
**PLANTA DE LOCALIZAÇÃO**  
 Site Plan  
 ESCALA/Scale 1:100

*Handwritten signature*



PLAN - STAFF HOUSES LOCAL ADMIN

1:50



- (A) 20mm/15mm HDPE / COPPER ADAPTOR
- (B) 90° ELBOW - COPPER
- (Ca) TOILETS: STRAIGHT COUPLER. COPPER TO MALE CONNECTION
- (Cb) KITCHEN SINK/ HAND WASH BASIN / SHOWER: WALL PLATE ELBOW TAP CONNECTOR. COPPER TO FEMALE CONNECTION

NOTE: INTERNAL PIPE TO BE INSTALLED FLUSH AGAINST WALL

TYPICAL WATER SUPPLY DETAIL AT BUILDINGS

NTS

| STAFF HOUSES -LOCAL ADMIN.- INTERNAL DRAINAGE CONNECTIONS |   |             |          |
|---|---|-------------|----------|
| LOCAL ADMIN.  |   |             |          |
| No  | DESCRIPTION                                     | UNIT        | QUANTITY |
| 1   | 110x50mm - 87.5° VENTHORN BEND                  | No.         | 1        |
|   | 50mm VENT COWL                                  | No.         | 1        |
|   | 110 - 87.5° PLAIN BEND                          | No.         | 1        |
|   | 110 ND PVC PIPE                                 | m           | 4.10m    |
| 2   | 110x50mm - 87.5° VENTHORN BEND                  | No.         | 1        |
|   | 50mm VENT COWL                                  | No.         | 1        |
|   | 110x50mm - DOUBLE 87.5° PLAIN REDUCING JUNCTION | No.         | 1        |
|   | 110 - 87.5° PLAIN BEND                          | No.         | 1        |
|   | 110mm - SINGLE 87.5° PLAIN JUNCTION             | No.         | 1        |
|   | 110 ND PVC PIPE                                 | m           | 2.90m    |
|   | DRAIN GULLEY COMPLETE                           | No.         | 2        |
|   | 3   | SHOWER TRAP | No.      |
| 3   | P-TRAP  | No.         | 2        |
|   | 50mm ND PVC PIPE                                | m           | 2.50m    |
|   | 50 - 87.5° PLAIN BEND                           | No.         | 2        |
| 4   | 50mm 87.5° ACCESS BEND                          | No.         | 1        |
|   | 50mm ND PVC PIPE                                | m           | 3.45m    |
|   | 5   | SHOWER TRAP | No.      |
| 5   | 50mm - SINGLE 87.5° PLAIN JUNCTION              | No.         | 1        |
|   | 50mm ND PVC PIPE                                | m           | 3.20m    |
|   | 50 - 87.5° PLAIN BEND                           | No.         | 2        |
| 6   | P-TRAP  | No.         | 1        |
|   | 50mm ND PVC PIPE                                | m           | 2.00m    |
|   | 50 - 87.5° PLAIN BEND                           | No.         | 2        |
| 7   | 50mm - SINGLE 87.5° PLAIN JUNCTION              | No.         | 1        |
|   | 50mm ND PVC PIPE                                | m           | 1.00m    |
|   | 8   | P-TRAP      | No.      |
| 50mm 87.5° ACCESS BEND                                    |   | No.         | 1        |
| 50mm ND PVC PIPE  |   | m           | 0.70m    |

| COMMUNITY FACILITIES - COMMUNITY CENTRE WATER SUPPLY |  |      |          |
|--|--|------|----------|
| ADMIN. BUILDING                                      |  |      |          |
| No   | DESCRIPTION                                      | UNIT | QUANTITY |
| (A)  | 20mm/15mm HDPE / COPPER ADAPTOR                  | No.  | 3        |
| (B)  | 90° ELBOW - COPPER                               | No.  | 12       |
| (Ca)   | TOILETS:   |      |          |
|  | STRAIGHT COUPLER. COPPER TO MALE CONN.           | No.  | 2        |
| (Cb)   | KITCHEN SINK/ HAND WASH BASIN / SHOWER:          |      |          |
|  | WALL PLATE ELBOW TAP CONNECTOR. Cu TO FEM. CONN. | No.  | 6        |
|  | 15mm COPPER PIPE                                 | m    | 5.40m    |
|  | 20mm ND HDPE PIPE                                | m    | 10m      |

NOTES

REFERENCE DRAWINGS:  
STAFF HOUSES: LOCAL ADMINISTRATOR  
C00290-00-WW-DRD-0035-001

LEGEND:

- 110mm ND PVC PIPE
- ..... 15mm ND COPPER PIPE
- - - - 50mm ND PVC PIPE
- . - . - . 20mm ND HDPE PIPE

**ISSUED FOR CONSTRUCTION**

WorleyParsons RSA retains the copyright in all intellectual property, including designs and/or documents prepared in terms of this appointment for the project covered by the appointment. The client may use the designs and/or documents for the sole purpose of their intended use on this project only subject to payment for the design having been received. Use for any other purpose, whether or not the design and/or documents have been paid for constitutes an infringement of copyright, and all rights are reserved.

All dimensions must be verified on site before the works commence. Refer any discrepancies to the Engineer. Copyright reserved

REVISIONS

| NO. | DATE     | CHECKED BY | DATE | DESCRIPTION                |
|-----|----------|------------|------|----------------------------|
| A   | 29/10/15 | AR         |      | ISSUED FOR INTERNAL REVIEW |
| B   | 30/10/15 | AR         |      | ISSUED FOR DETAIL DESIGN   |
| C   | 01/11/15 | AR         |      | ISSUED FOR SQUAD CHECK     |
| D   | 06/11/15 | AR         |      | ISSUED FOR CLIENT REVIEW   |
| E   | 25/11/15 | CT         |      | ISSUED FOR CLIENT APPROVAL |
| Q   | 08/12/15 | CT         |      | ISSUED FOR CONSTRUCTION    |

**WorleyParsons**  
resources & energy

39 MELROSE BOULEVARD, MELROSE ARCH, JOHANNESBURG  
P.O. Box 61232, MARSHALLTOWN, 2107  
TEL: +27 (0)11 218 3000  
FAX: +27(0)11 218 3100  
www.worleyparsons.com  
WorleyParsons RSA (Pty) Ltd.

| NAME                               | SIGNATURE | DATE       |
|------------------------------------|-----------|------------|
| DRAWN BY: A. RAJAH                 |           | 29/10/2015 |
| CHECKED: L. PADAYACHEE             |           | 29/10/2015 |
| DESIGNER: L. PADAYACHEE            |           | 29/10/2015 |
| PR ENG: L. PADAYACHEE              |           | 29/10/2015 |
| PROJECT ENG MANAGER: L. PADAYACHEE |           | 29/10/2015 |
| LOCAL PR ENG:                      |           |            |
| CLIENT:                            |           |            |

CLIENT



PROJECT  
**AMA 1  
RESETTLEMENT  
VILLAGE**

DRAWING DESCRIPTION  
**STAFF HOUSES:  
LOCAL ADMINISTRATION  
INTERNAL RETICULATIONS**

SCALE 1:50 ORIGINAL DWG SIZE A1 DATE NOVEMBER 2015

DRAWING NUMBER C00290-00-PL-DRD-0017-001 REV NO 0

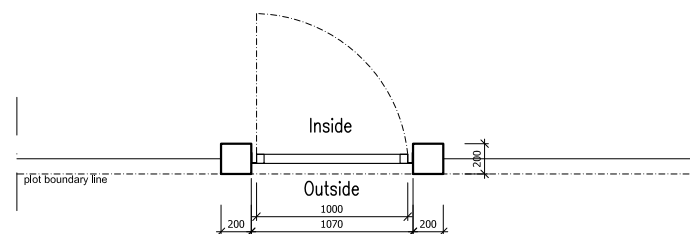
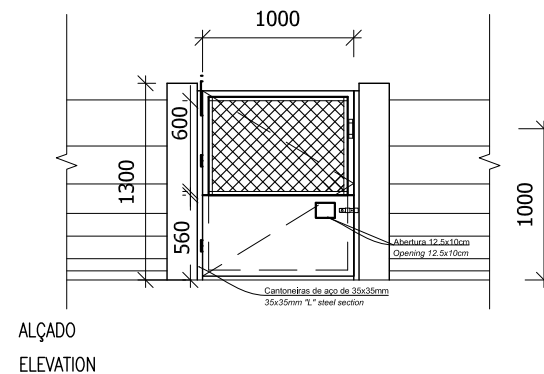
ANADARKO DRAWING NUMBER

EZ-MZ-CI0100-WOR-E05-00122-01



# GATE SCHEDULE/ Mapa de vãos: Portão

ALL DIMENSIONS AND LEVELS ARE TO BE CHECKED/VERIFIED ON SITE AND ANY DISCREPANCIES ARE TO BE REPORTED TO THE ARCHITECT  
TODAS DIMENSÕES E NÍVEIS DEVEM SER VERIFICADOS NA OBRA E QUALQUER DISCREPÂNCIA DEVERÁ SER COMUNICADA AO ARQUITECTO



## NOTES:

- ALL DOORS WILL BE OF UMBILA OR OF EQUIVALENT WOOD QUALITY & APPROVED BY CLIENT
- ALL OF THE CASEMENT WINDOWS WILL ALSO TAKE ONE MORE CASEMENT LEAF INSIDE IN MOSQUITO NET
- ALL OPENINGS SIZE TO BE CONFIRMED ON SITE BEFORE MANUFACTURING
- SHOP DRAWINGS TO BE APPROVED BY ARCHITECT BEFORE MANUFACTURING
- REFER TO WINDOW & DOOR SCHEDULE KEY PLAN

|                                   |  |                                  |          |                     |   |
|-----------------------------------|--|----------------------------------|----------|---------------------|---|
| <b>Code:</b><br>Codigo:           | GATE 1   | <b>Position:</b><br>Localização: | External | <b>Qty:</b><br>Qtd: | 1 |
| <b>System:</b><br>Sistema:        | 1 folha de abrir / 1 openable leaf   |                                  |          |                     |   |
| <b>Materials:</b><br>Materials:   | TUBO DE AÇO DE 40X20MM + REDE TUBARÃO / 40X20 HOLLOW STEEL SECTION + CHAIN LINK FENCING<br>VARÃO DE AÇO DE Ø10MM - ARMAÇÃO DA REDE / Ø10MM SOLID STEEL SECTION - CHAIN LINK FENCING FRAME<br>CHAPA DE AÇO DE E=1MM / 1MM STEEL SHEET |                                  |          |                     |   |
| <b>Finishing:</b><br>Acabamento:  | ZARCÃO / ZINK PHOSPHATE PRIMER<br>TINTA ESMALTE DE COR / COLOUR ENAMEL PAINT   |                                  |          |                     |   |
| <b>Ironmongery:</b><br>Ferragens: | 2 PUXADORES + 1 TRINCO DE CULATRA PARA CADEADO DE 5" EM AÇO / 2 STEEL KNOBS + 1 5" STEEL BOLT FOR LOCK   |                                  |          |                     |   |
| <b>Materials:</b><br>Materiais:   | CANTONEIRAS DE AÇO DE 35X35MM / 35X35MM "L" STEEL SECTION  |                                  |          |                     |   |
| <b>Fixing:</b><br>Fixação:        | CHUMBADO À PAREDE / PLUGGED TO WALL  |                                  |          |                     |   |
| <b>Ironmongery:</b><br>Ferragens: | 3 DOBRADIÇAS DE 4" EM AÇO / 4" 3 STEEL HINGES  |                                  |          |                     |   |
| <b>Finishing:</b><br>Acabamento:  | ZARCÃO / ZINK PHOSPHATE PRIMER<br>TINTA ESMALTE DE COR / COLOUR ENAMEL PAINT   |                                  |          |                     |   |

*Handwritten signatures*

**ESTE DESENHO É PARA SER LIDO EM CONJUNTO COM:**

**THIS DRAWINGS IS TO BE READ IN CONJUNCTION WITH:**

ARCHITECTURAL  
EA-MZ-CI0100-WOR-E05-00575-01  
EA-MZ-CI0100-WOR-E04-00021-01  
EA-MZ-CI0100-WOR-E05-00048-01  
EA-MZ-CI0100-WOR-E05-00048-02  
EA-MZ-CI0100-WOR-E05-00048-03  
EA-MZ-CI0100-WOR-E05-00050-00

**ISSUED FOR CONSTRUCTION**

WorleyParsons RSA retains the copyright in all intellectual property, including designs and/or documents prepared in terms of this appointment for the project covered by the appointment. The client may use the designs and/or documents for the sole purpose of their intended use on this project only subject to payment for the design having been received. Use for any other purpose, whether or not the design and/or documents have been paid for constitutes an infringement of copyright, and all rights are reserved.

All dimensions must be verified on site before the works commence. Refer any discrepancies to the Engineer.

Copyright reserved

## REVISIONS

| NO. | DATE     | CHK | DONE BY | DESCRIPTION              |
|-----|----------|-----|---------|--------------------------|
| A   | 17/09/15 | MM  | CP      | ISSUED INTERNAL REVIEW   |
| B   | 17/09/15 | MM  | CP      | ISSUED FOR DETAIL DESIGN |
| C   | 17/09/15 | MM  | CP      | ISSUED FOR SQUAD CHECK   |
| D   | 01/10/15 | MM  | CP      | ISSUED FOR CLIENT REVIEW |
| E   | 13/11/15 | MM  | CP      | ISSUED CLIENT APPROVAL   |
| 0   | 25/11/15 | MM  | CP      | ISSUED FOR CONSTRUCTION  |



resources & energy

39 MELROSE BOULEVARD, MELROSE ARCH, JOHANNESBURG  
P.O. Box 61232, MARSHALLTOWN, 2107  
TEL: +27 (0)11 218 3000  
FAX: +27(0)11 218 3100  
www.worleyparsons.com  
WorleyParsons RSA (Pty) Ltd.



CLIENT



PROJECT  
AMA 1  
RESETTLEMENT  
VILLAGE

## DRAWING DESCRIPTION

CASA DO CHEFE DA  
ADMINISTRAÇÃO - MAPA DE  
VÃOS 3  
LOCAL ADMIN'S HOUSE -  
WINDOW & DOOR SCHEDULE 3

SCALE  
A3@ 1:50

DATE  
NOV 2015

DRAWING NUMBER:  
C00290-00-AR-SCH-0007-03

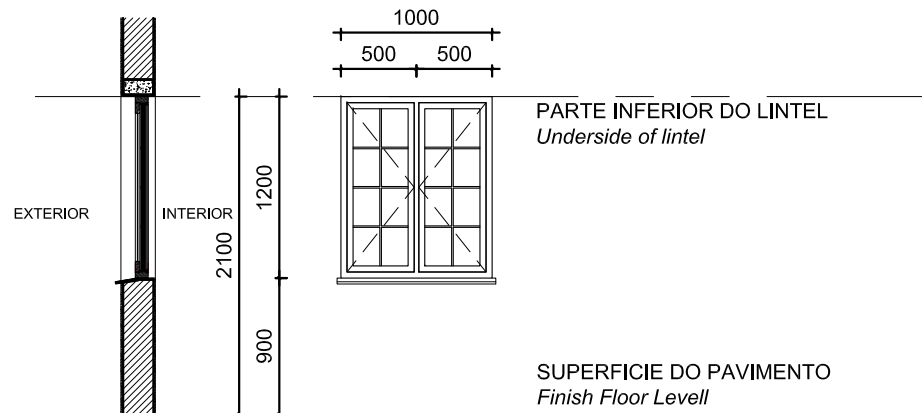
REV Nº  
0

ANADARKO DRAWING NUMBER:  
EA-MZ-CI0100-WOR-E05-00048-03

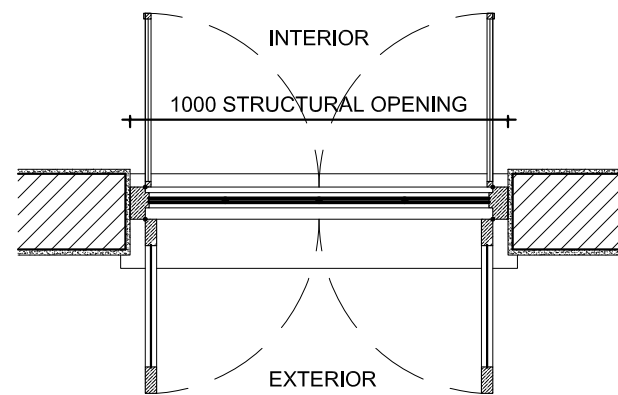
# WINDOWS SCHEDULE/ Mapa de vãos: Janelas

*M. de A. de J.*

ALL DIMENSIONS AND LEVELS ARE TO BE CHECKED/VERIFIED ON SITE AND ANY DISCREPANCIES ARE TO BE REPORTED TO THE ARCHITECT  
 TODAS DIMENSÕES E NÍVEIS DEVEM SER VERIFICADOS NA OBRA E QUALQUER DISCREPÂNCIA DEVERÁ SER COMUNICADA AO ARQUITECTO

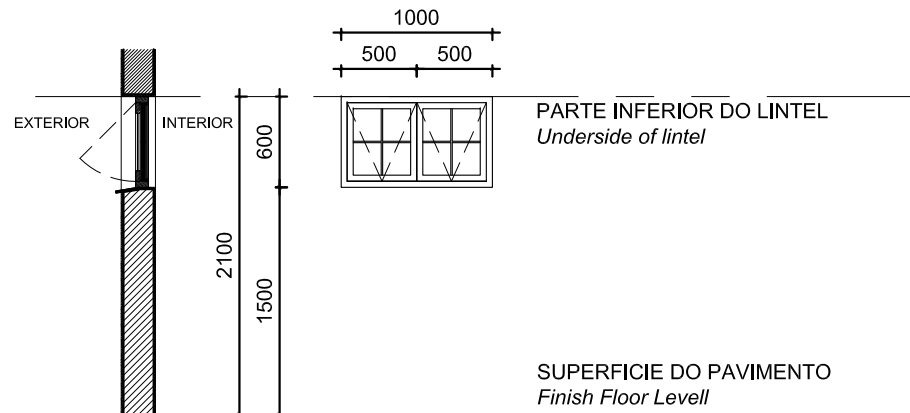


ALÇADO/Elevation  
 ESCALA/Scale 1:50

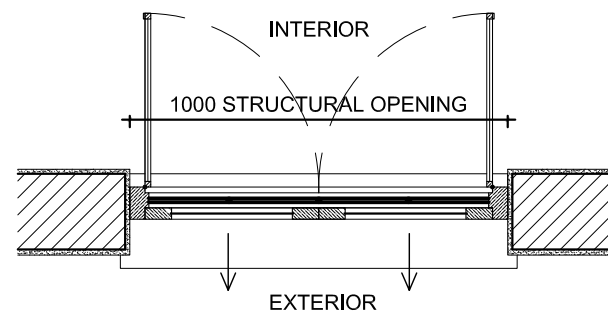


PLANTA/Plan  
 ESCALA/Scale 1:20

|                                 |  |                                  |                          |                     |   |
|---------------------------------|--|----------------------------------|--------------------------|---------------------|---|
| <b>Code:</b><br>Codigo:         | <b>W1</b>  | <b>Position:</b><br>Localização: | Quartos, sala<br>cozinha | <b>Qty:</b><br>Qtd: | 9 |
| <b>Frame:</b><br>Aro:           | WOOD FRAME TO MANUFACTURERS SPECS<br>TOP HUNG SOLID TIMBER WINDOW , 2 GLASS PANELS ON OUTSIDE & 2 MOSQUITO SCREEN PANELS ON THE INSIDE WITH ELECTROPLATED 10 mm ROUND B/BARS<br>WINDOW TO BE TO TYPE ZWCM- from SWARTLAND OR SIMILAR                                       |                                  |                          |                     |   |
| <b>Finish:</b><br>Acabamentos:  | 1 COAT PRIMER 1 COAT UNDERCOAT AND 2 COATS PLASCON ENAMEL DOORS & TRIMS COLOUR "LIGHT BROWN" OR EQUAL & APPROVED   |                                  |                          |                     |   |
| <b>Ironmongery</b><br>Ferragens | 102 x 75 x 3mm PVD DOUBLE BALL BEARING BUTT HINGE X 2 PER WINDOW PANEL<br>GLASS PANELS WITH CASEMENT FASTENER (HANDLE & WEDGE) & SLIDING STAY OPEN OUT ALL IN SATIN CHROME FINISH<br>MOSQUITO SCREEN PANELS WITH CASEMENT FASTENER (HANDLE & WEDGE) IN SATIN CHROME FINISH |                                  |                          |                     |   |
| <b>Glazing:</b><br>Vidros:      | 3mm CLEAR GLASS  |                                  |                          |                     |   |
| <b>Glazing Notes:</b>           |  |                                  |                          |                     |   |



ALÇADO/Elevation  
 ESCALA/Scale 1:50



PLANTA/Plan  
 ESCALA/Scale 1:20

|                                 |  |                                  |    |                     |   |
|---------------------------------|--|----------------------------------|----|---------------------|---|
| <b>Code:</b><br>Codigo:         | <b>W2</b>  | <b>Position:</b><br>Localização: | WC | <b>Qty:</b><br>Qtd: | 2 |
| <b>Frame:</b><br>Aro:           | WOOD FRAME TO MANUFACTURERS SPECS<br>TOP HUNG SOLID TIMBER WINDOW , 2 GLASS PANELS ON OUTSIDE & 2 MOSQUITO SCREEN PANELS ON THE INSIDE WITH ELECTROPLATED 10 mm ROUND B/BARS<br>WINDOW TO BE TO TYPE ZWTH - from SWARTLAND OR SIMILAR  |                                  |    |                     |   |
| <b>Finish:</b><br>Acabamentos:  | 1 COAT PRIMER 1 COAT UNDERCOAT AND 2 COATS PLASCON ENAMEL DOORS & TRIMS COLOUR "LIGHT BROWN" OR EQUAL & APPROVED   |                                  |    |                     |   |
| <b>Ironmongery</b><br>Ferragens | PIVOT AT THE TOP WITH OUTWARD SWINGING SASH AND PUSH OUT LEVER TO MANUFACTURER SPEC'S.<br>GLASS PANELS WITH CASEMENT FASTENER (HANDLE & WEDGE) & SLIDING STAY OPEN OUT ALL IN SATIN CHROME FINISH<br>MOSQUITO SCREEN PANELS WITH CASEMENT FASTENER (HANDLE & WEDGE) IN SATIN CHROME FINISH |                                  |    |                     |   |
| <b>Glazing:</b><br>Vidros:      | 3mm CLEAR GLASS  |                                  |    |                     |   |
| <b>Glazing Notes:</b>           |  |                                  |    |                     |   |

## NOTES:

- ALL DOORS WILL BE OF UMBILA OR OF EQUIVALENT WOOD QUALITY & APPROVED BY CLIENT
- ALL OF THE CASEMENT WINDOWS WILL ALSO TAKE ONE MORE CASEMENT LEAF INSIDE IN MOSQUITO NET
- ALL OPENINGS SIZE TO BE CONFIRMED ON SITE BEFORE MANUFACTURING
- SHOP DRAWINGS TO BE APPROVED BY ARCHITECT BEFORE MANUFACTURING
- REFER TO WINDOW & DOOR SCHEDULE KEY PLAN

**ESTE DESENHO É PARA SER LIDO EM CONJUNTO COM:**

**THIS DRAWINGS IS TO BE READ IN CONJUNCTION WITH:**

ARCHITECTURAL  
 EA-MZ-CI0100-WOR-E05-00575-01  
 EA-MZ-CI0100-WOR-E04-00021-01  
 EA-MZ-CI0100-WOR-E05-00048-01  
 EA-MZ-CI0100-WOR-E05-00048-02  
 EA-MZ-CI0100-WOR-E05-00048-03  
 EA-MZ-CI0100-WOR-E05-00050-00

**ISSUED FOR CONSTRUCTION**

WorleyParsons RSA retains the copyright in all intellectual property, including designs and/or documents prepared in terms of this appointment for the project covered by the appointment. The client may use the designs and/or documents for the sole purpose of their intended use on this project only subject to payment for the design having been received. Use for any other purpose, whether or not the design and/or documents have been paid for constitutes an infringement of copyright, and all rights are reserved.

All dimensions must be verified on site before the works commence. Refer any discrepancies to the Engineer.

Copyright reserved

## REVISIONS

| NO. | DATE     | CHK | DONE BY | DESCRIPTION              |
|-----|----------|-----|---------|--------------------------|
| A   | 17/09/15 | MM  | CP      | ISSUED INTERNAL REVIEW   |
| B   | 17/09/15 | MM  | CP      | ISSUED FOR DETAIL DESIGN |
| C   | 17/09/15 | MM  | CP      | ISSUED FOR SQUAD CHECK   |
| D   | 01/10/15 | MM  | CP      | ISSUED FOR CLIENT REVIEW |
| E   | 13/11/15 | MM  | CP      | ISSUED CLIENT APPROVAL   |
| 0   | 25/11/15 | MM  | CP      | ISSUED FOR CONSTRUCTION  |



resources & energy

39 MELROSE BOULEVARD, MELROSE ARCH, JOHANNESBURG  
 P.O. Box 61232, MARSHALLTOWN, 2107  
 TEL: +27 (0)11 218 3000  
 FAX: +27(0)11 218 3100  
 www.worleyparsons.com  
 WorleyParsons RSA (Pty) Ltd.



CLIENT



PROJECT  
 AMA 1  
 RESETTLEMENT  
 VILLAGE

DRAWING DESCRIPTION

CASA DO CHEFE DA  
 ADMINISTRAÇÃO - MAPA DE  
 VÃOS 2  
 LOCAL ADMIN'S HOUSE -  
 WINDOW & DOOR SCHEDULE 2

SCALE  
 A3@ 1:50

DATE  
 NOV 2015

DRAWING NUMBER:  
 C00290-00-AR-SCH-0007-02

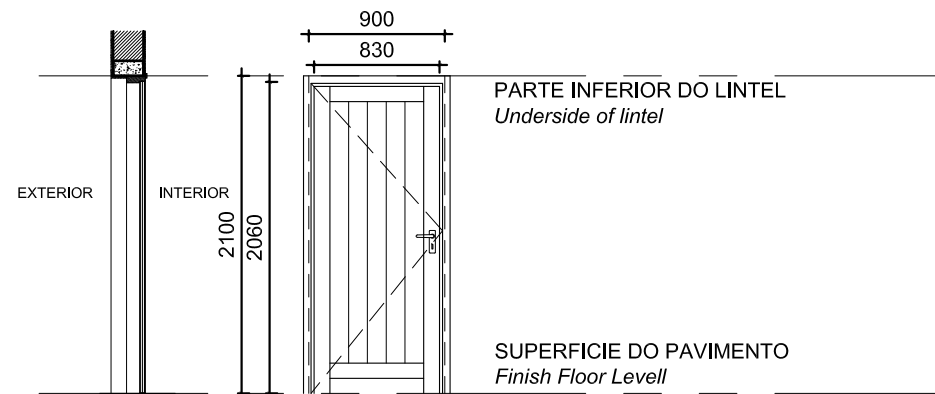
REV Nº  
 0

ANADARKO DRAWING NUMBER:  
 EA-MZ-CI0100-WOR-E05-00048-02

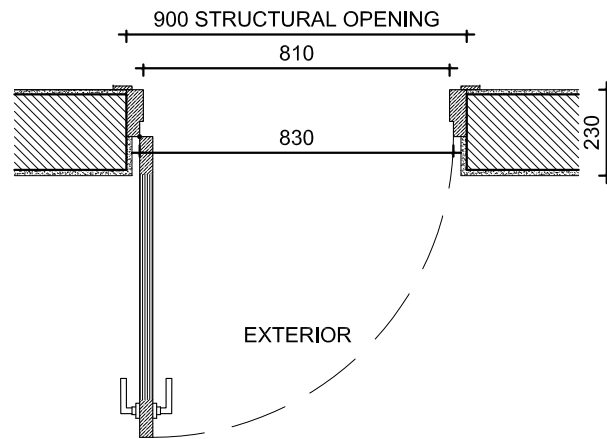
# DOOR SCHEDULE/ Mapa de vãos: Portas

*M. de A. de S.*

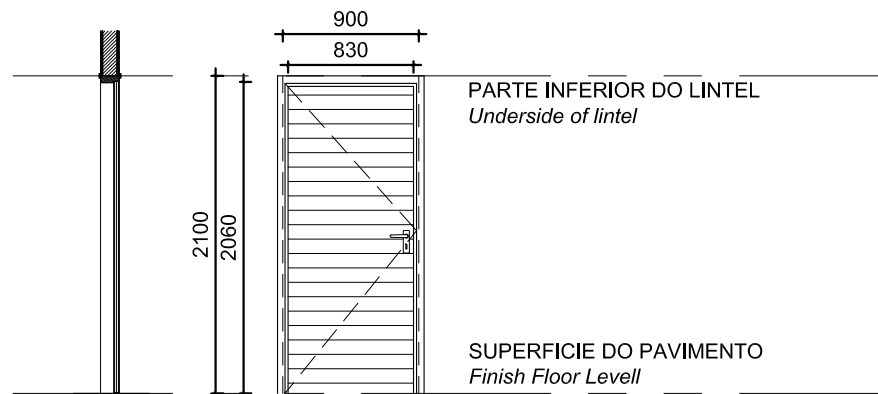
ALL DIMENSIONS AND LEVELS ARE TO BE CHECKED/VERIFIED ON SITE AND ANY DISCREPANCIES ARE TO BE REPORTED TO THE ARCHITECT  
TODAS DIMENSÕES E NÍVEIS DEVEM SER VERIFICADOS NA OBRA E QUALQUER DISCREPÂNCIA DEVERÁ SER COMUNICADA AO ARQUITECTO



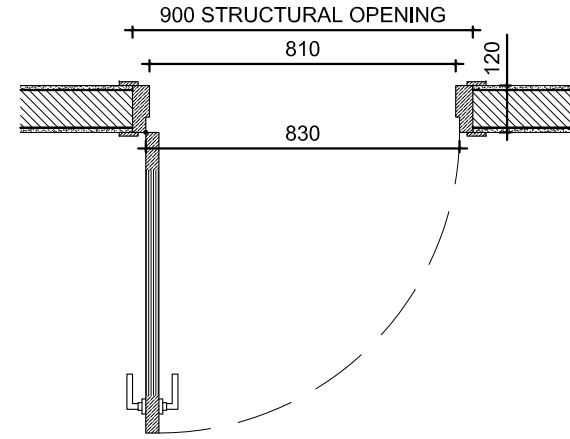
ALÇADO/Elevation  
ESCALA/Scale 1:50



PLANTA/Plan  
ESCALA/Scale 1:20



ALÇADO/Elevation  
ESCALA/Scale 1:50



PLANTA/Plan  
ESCALA/Scale 1:20

### NOTES:

- ALL DOORS WILL BE OF UMBILA OR OF EQUIVALENT WOOD QUALITY & APPROVED BY CLIENT
- ALL OF THE CASEMENT WINDOWS WILL ALSO TAKE ONE MORE CASEMENT LEAF INSIDE IN MOSQUITO NET
- ALL OPENINGS SIZE TO BE CONFIRMED ON SITE BEFORE MANUFACTURING
- SHOP DRAWINGS TO BE APPROVED BY ARCHITECT BEFORE MANUFACTURING
- REFER TO WINDOW & DOOR SCHEDULE KEY PLAN

|                                 |  |                                  |                                   |                     |   |                                 |  |                                  |                                  |                     |   |
|---------------------------------|--|----------------------------------|-----------------------------------|---------------------|---|---------------------------------|--|----------------------------------|----------------------------------|---------------------|---|
| <b>Code:</b><br>Codigo:         | <b>D1</b>  | <b>Position:</b><br>Localização: | Cozinha<br>Sala<br>External Doors | <b>Qty:</b><br>Qtd: | 2 | <b>Code:</b><br>Codigo:         | <b>D2</b>  | <b>Position:</b><br>Localização: | Quartos, wc, cozinha<br>despensa | <b>Qty:</b><br>Qtd: | 7 |
| <b>Frame:</b><br>Aro:           | WOOD FRAME TO MANUFACTURERS SPECS<br>SEMI SOLID SLATTED TIMBER DOOR<br>DOORS TO BE TYPE PD60 - from SWARTLAND OR SIMILAR                           |                                  |                                   |                     |   | <b>Frame:</b><br>Aro:           | WOOD FRAME TO MANUFACTURERS SPECS<br>SEMI SOLID SLATTED TIMBER DOOR<br>DOORS TO BE TYPE ZKID - from SWARTLAND OR SIMILAR                           |                                  |                                  |                     |   |
| <b>Finish:</b><br>Acabamentos:  | 1 COAT PRIMER 1 COAT UNDERCOAT AND 2 COATS PLASCON ENAMEL DOORS & TRIMS COLOUR "LIGHT BROWN" OR EQUAL & APPROVED                                   |                                  |                                   |                     |   | <b>Finish:</b><br>Acabamentos:  | 3 COATS CLEAR VARNISH  |                                  |                                  |                     |   |
| <b>Ironmongery</b><br>Ferragens | 102 x 75 x 3mm PVD DOUBLE BALL BEARING BUTT HINGE X 3 PER DOOR<br>LOCK (3 LEAVER) WITH HANDLES POLISHED CHROME FINISH SIMILAR TO YALE GOWER HANDLE |                                  |                                   |                     |   | <b>Ironmongery</b><br>Ferragens | 102 x 75 x 3mm PVD DOUBLE BALL BEARING BUTT HINGE X 3 PER DOOR<br>LOCK (2 LEAVER) WITH HANDLES POLISHED CHROME FINISH SIMILAR TO YALE GOWER HANDLE |                                  |                                  |                     |   |
| <b>Glazing:</b><br>Vidros:      |  |                                  |                                   |                     |   | <b>Glazing:</b><br>Vidros:      |  |                                  |                                  |                     |   |

**Glazing Notes:**

**ISSUED FOR CONSTRUCTION**

WorleyParsons RSA retains the copyright in all intellectual property, including designs and/or documents prepared in terms of this appointment for the project covered by the appointment. The client may use the designs and/or documents for the sole purpose of their intended use on this project only subject to payment for the design having been received. Use for any other purpose, whether or not the design and/or documents have been paid for constitutes an infringement of copyright, and all rights are reserved.

All dimensions must be verified on site before the works commence. Refer any discrepancies to the Engineer.  
Copyright reserved

| REVISIONS |          |     |         |                          |
|-----------|----------|-----|---------|--------------------------|
| NO.       | DATE     | CHK | DONE BY | DESCRIPTION              |
| A         | 17/09/15 | MM  | CP      | ISSUED INTERNAL REVIEW   |
| B         | 17/09/15 | MM  | CP      | ISSUED FOR DETAIL DESIGN |
| C         | 17/09/15 | MM  | CP      | ISSUED FOR SQUAD CHECK   |
| D         | 01/10/15 | MM  | CP      | ISSUED FOR CLIENT REVIEW |
| E         | 13/11/15 | MM  | CP      | ISSUED CLIENT APPROVAL   |
| 0         | 25/11/15 | MM  | CP      | ISSUED FOR CONSTRUCTION  |

**WorleyParsons**  
resources & energy  
39 MELROSE BOULEVARD, MELROSE ARCH, JOHANNESBURG  
P.O. Box 61232, MARSHALLTOWN, 2107  
TEL: +27 (0)11 218 3000  
FAX: +27(0)11 218 3100  
www.worleyparsons.com  
WorleyParsons RSA (Pty) Ltd.

**MESCH**  
arquitectos

CLIENT  
**MOZAMBIQUE**  
GAS DEVELOPMENT PROJECT

**Anadarko**  
Moçambique Área 1, Lda

PROJECT  
AMA 1  
RESETTLEMENT  
VILLAGE

DRAWING DESCRIPTION  
CASA DO CHEFE DA  
ADMINISTRAÇÃO - MAPA DE  
VÃOS 1  
LOCAL ADMIN'S HOUSE -  
WINDOW & DOOR SCHEDULE 1

SCALE: A3@ 1:50  
DATE: NOV 2015

DRAWING NUMBER: C00290-00-AR-SCH-0007-01  
REV Nº: 0

ANADARKO DRAWING NUMBER:  
EA-MZ-CI0100-WOR-E05-00048-01

**ESTE DESENHO É PARA SER LIDO EM CONJUNTO COM:**

**THIS DRAWINGS IS TO BE READ IN CONJUNCTION WITH:**

ARCHITECTURAL  
EA-MZ-CI0100-WOR-E05-00575-01  
EA-MZ-CI0100-WOR-E04-00021-01  
EA-MZ-CI0100-WOR-E05-00048-01  
EA-MZ-CI0100-WOR-E05-00048-02  
EA-MZ-CI0100-WOR-E05-00048-03  
EA-MZ-CI0100-WOR-E05-00050-00



**NOTES**

REFER TO STRUCTURAL GENERAL NOTES  
EA-MZ-CI000-WOR-B18-00001-01

REFER TO ARCHITECTS DRAWING  
EA-MZ-CI0100-WOR-E05-00575-01

REFER TO LAYOUT DRAWING  
EA-MZ-CI0100-WOR-E04-00011-01

REFER TO BENDING SCHEDULE 20  
ON DRAWING EA-MZ-CI0100-WOR-E05-00063-01

**ISSUED FOR CONSTRUCTION**

WorleyParsons RSA retains the copyright in all intellectual property, including designs and/or documents prepared in terms of this appointment for the project covered by the appointment. The client may use the designs and/or documents for the sole purpose of their intended use on this project only subject to payment for the design having been received. Use for any other purpose, whether or not the design and/or documents have been paid for, constitutes an infringement of copyright, and all rights are reserved.

All dimensions must be verified on site before the works commence. Refer any discrepancies to the Engineer. Copyright reserved

**REVISIONS**

| NO. | DATE     | CHECKED BY | DONE BY | DESCRIPTION                |
|-----|----------|------------|---------|----------------------------|
| A   | 11/09/15 | TS         | NR      | ISSUED FOR INTERNAL REVIEW |
| B   | 14/09/15 | TS         | NR      | ISSUED FOR DETAIL DESIGN   |
| C   | 14/09/15 | TS         | NR      | ISSUED FOR SQUAD CHECK     |
| D   | 01/10/15 | TS         | NR      | ISSUED FOR CLIENT REVIEW   |
| E   | 17/11/15 | TS         | NR      | ISSUED FOR CLIENT APPROVAL |
| F   | 03/12/15 | TS         | NR      | ISSUED FOR CONSTRUCTION    |

**WorleyParsons**  
resources & energy

39 MELROSE BOULEVARD, MELROSE ARCH, JOHANNESBURG  
P.O. Box 61232, MARSHALLTOWN, 2107  
TEL: +27 (0)11 218 3000  
FAX: +27(0)11 218 3100  
www.worleyparsons.com  
WorleyParsons RSA (Pty) Ltd.

| NAME                              | SIGNATURE           | DATE     |
|-----------------------------------|---------------------|----------|
| DRAWN BY: N ROBINSON              | <i>N Robinson</i>   | 03/12/15 |
| CHECKED: T SNYDERS                | <i>T Snymers</i>    | 03/12/15 |
| DESIGNER: T SNYDERS               | <i>T Snymers</i>    | 03/12/15 |
| PR ENG: I ROBINSON                | <i>I Robinson</i>   | 03/12/15 |
| PROJECT ENG MANAGER: L PADAYACHEE | <i>L Padayachee</i> | 03/12/15 |
| LOCAL PR ENG:                     |                     |          |
| CLIENT:                           |                     |          |

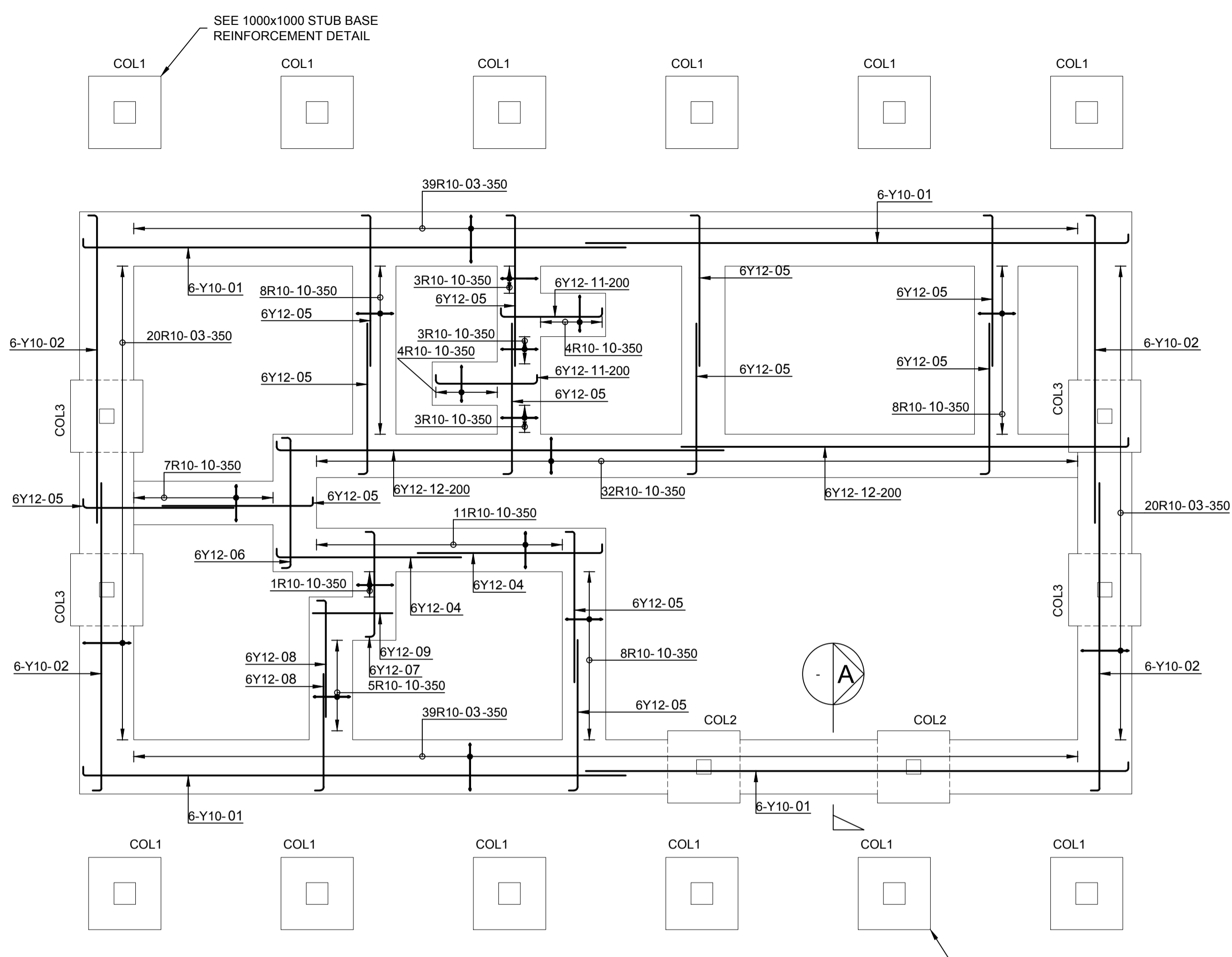
**MOZAMBIQUE GAS DEVELOPMENT PROJECT**

**Anadarko**  
Moçambique Área 1, Lda

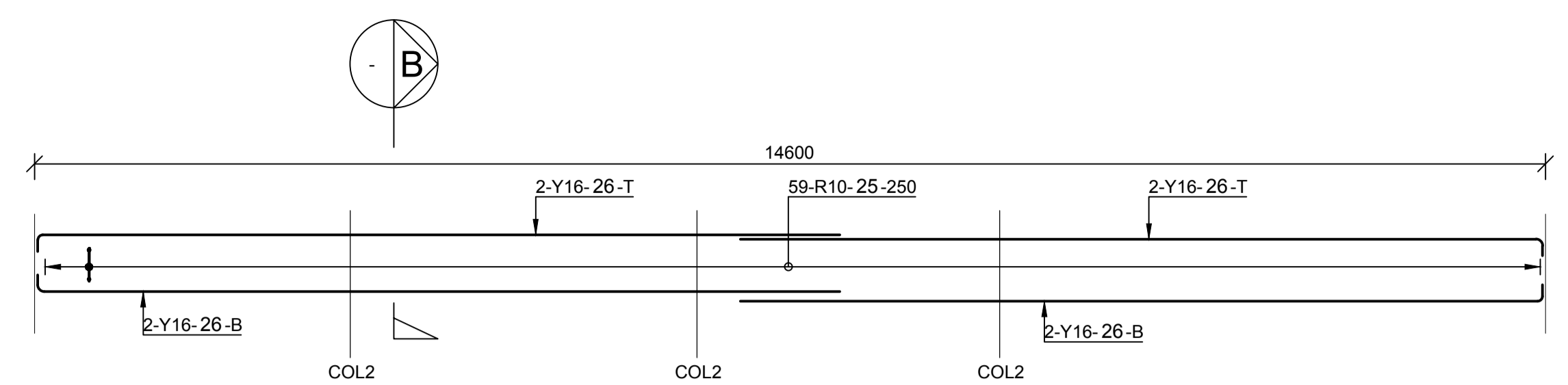
PROJECT  
**AMA 1 RESETTLEMENT VILLAGE**

DRAWING DESCRIPTION  
**ADMIN POST STAFF HOUSE REINFORCEMENT LAYOUT**

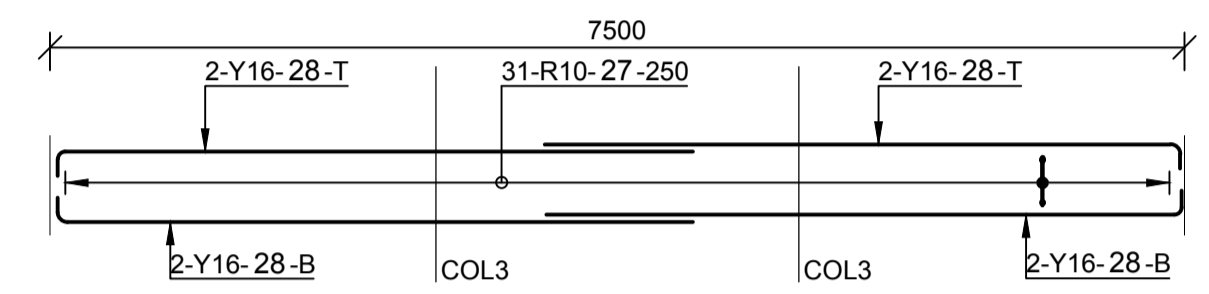
|  |                  |
|--|------------------|
| SCALE<br>AS SHOWN<br>ORIGINAL DWG SIZE A1                | DATE<br>DEC 2015 |
| DRAWING NUMBER<br>C00290-00-ST-DAL-0043-001              | REV NO<br>0      |
| ANADARKO DRAWING NUMBER<br>EA-MZ-CI0100-WOR-E05-00014-01 |                  |



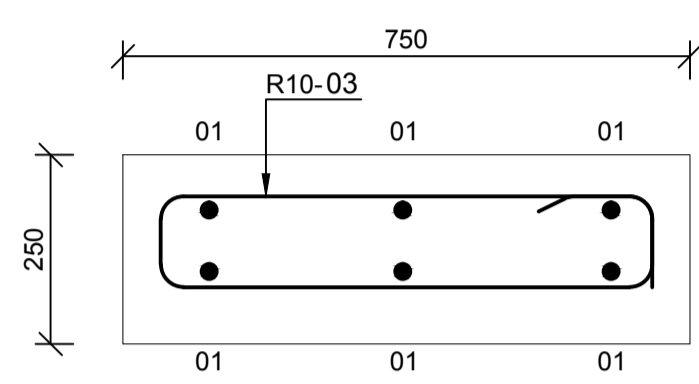
**STRIP FOUNDATIONS REINFORCEMENT**  
SCALE 1 : 50



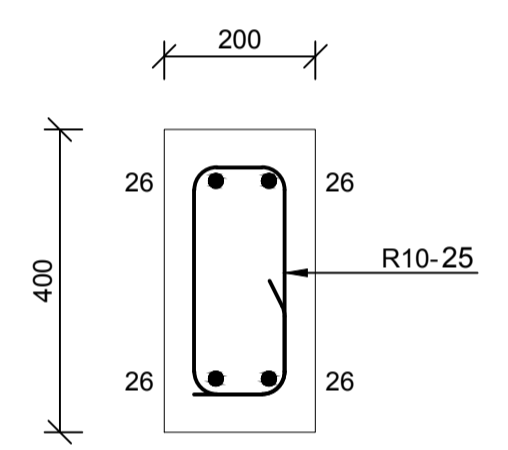
**RING BEAM 1 REINFORCEMENT**  
SCALE 1 : 50



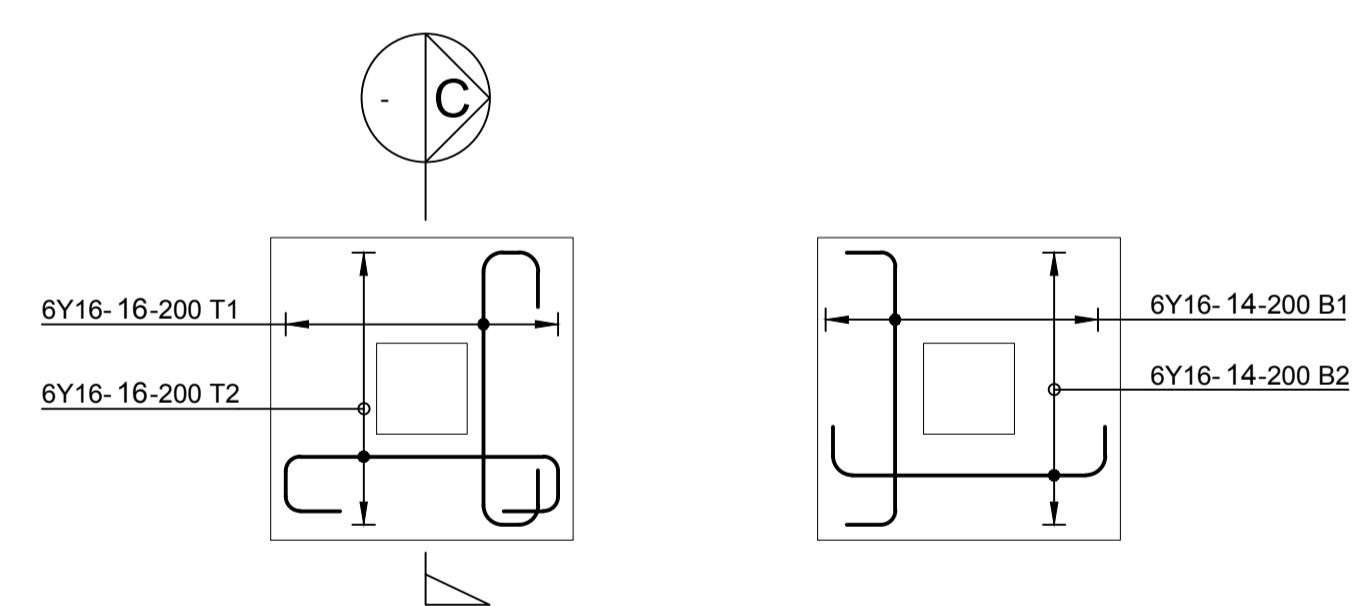
**RING BEAM 2 REINFORCEMENT**  
SCALE 1 : 50



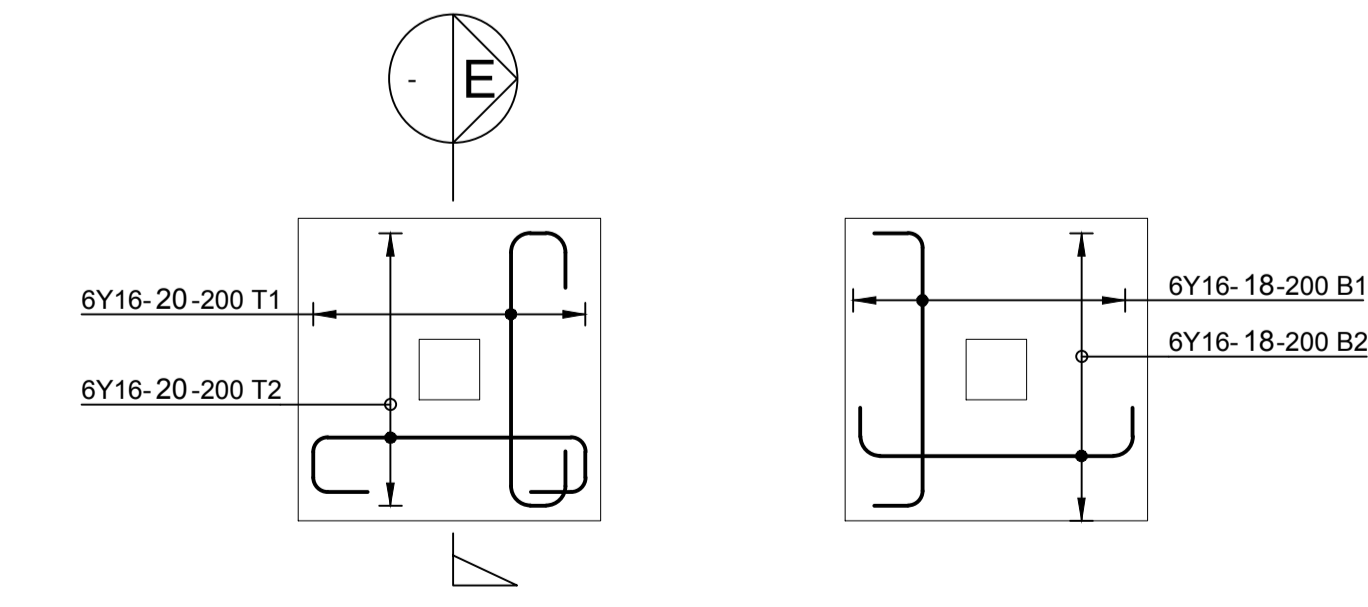
**SECTION A**  
SCALE 1:10



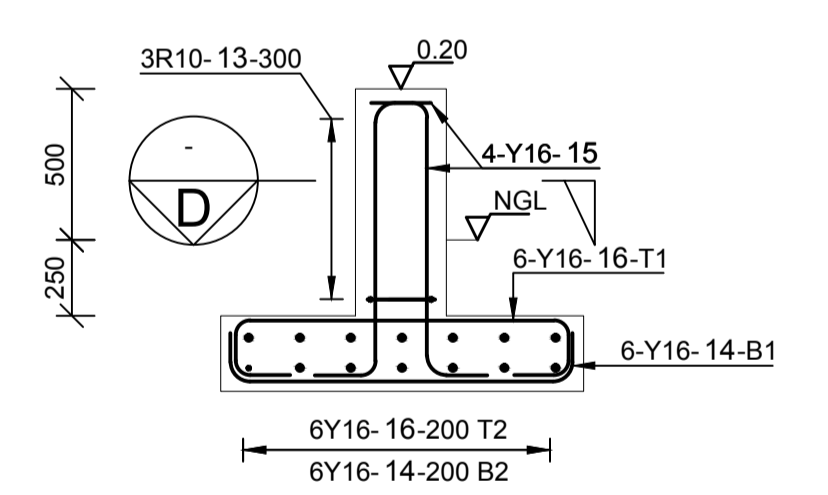
**SECTION B**  
SCALE 1:10



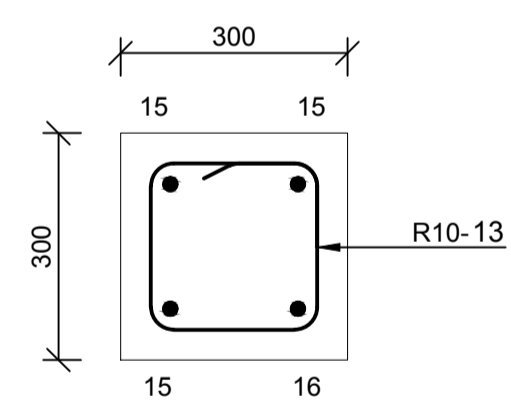
**1000x1000 STUB BASE TYPICAL COL1 REINFORCEMENT**  
SCALE 1 : 25



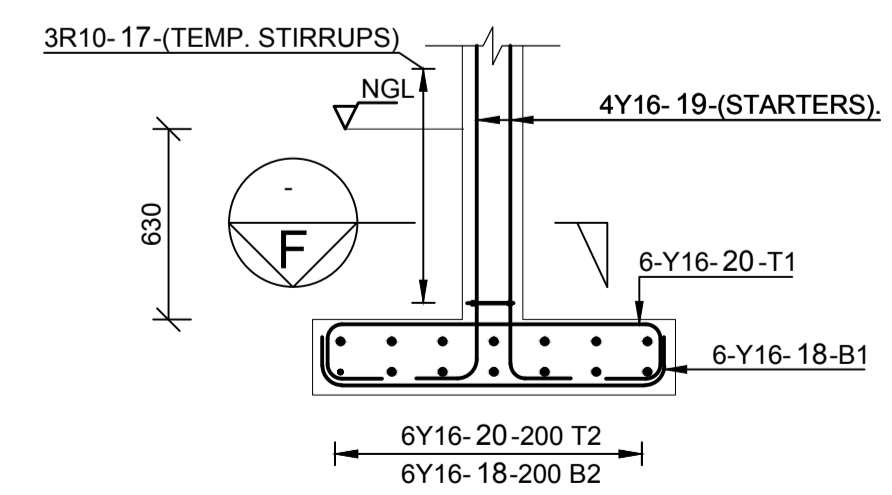
**1000x1000 BASE TYPICAL REINFORCEMENT**  
SCALE 1 : 25



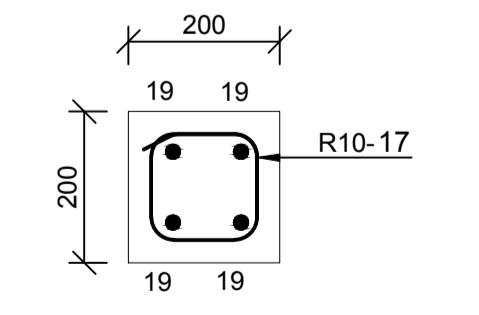
**SECTION C**  
SCALE 1:25



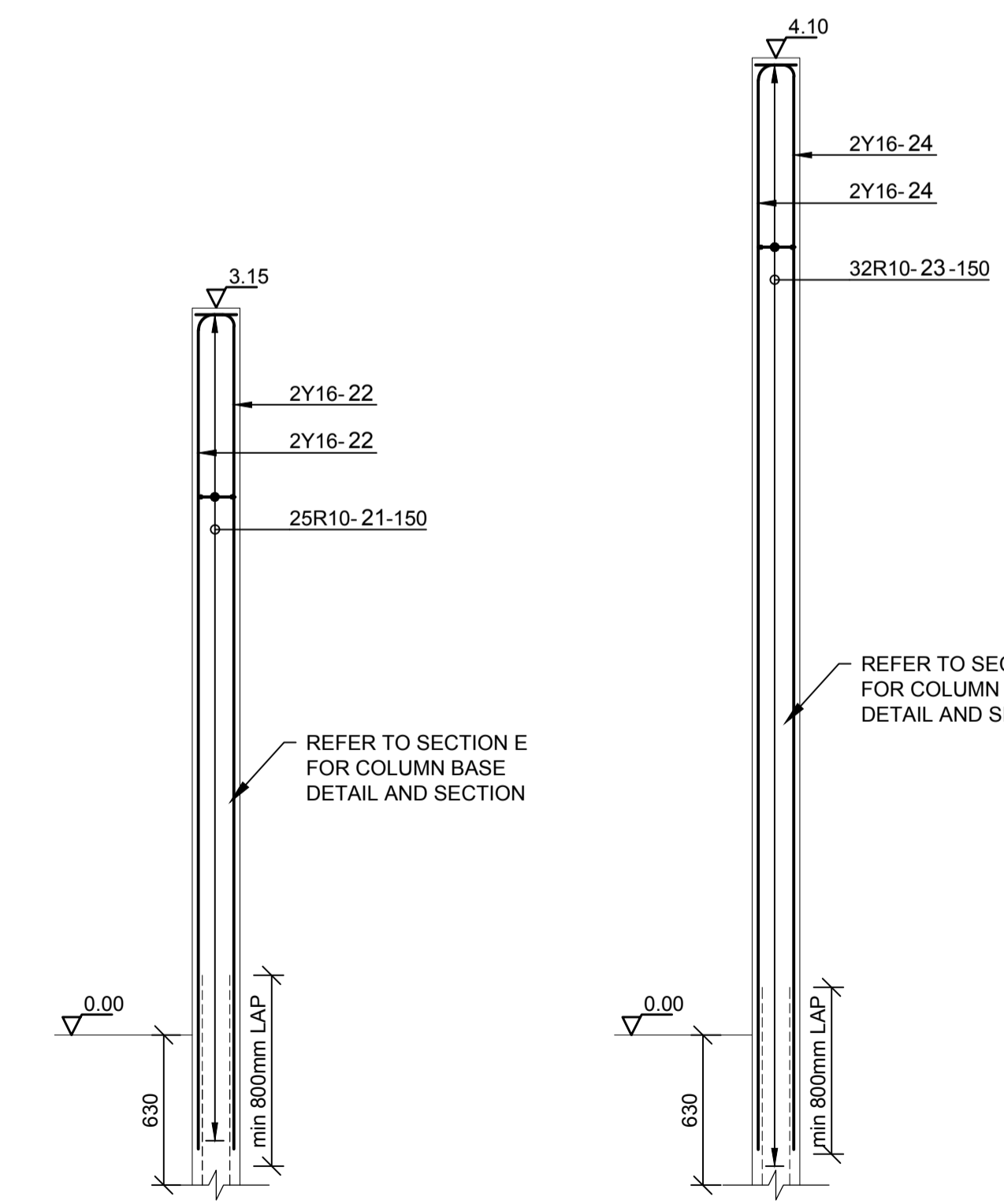
**SECTION D**  
SCALE 1:10



**SECTION E**  
SCALE 1:25

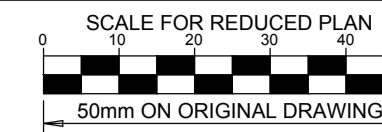


**SECTION F**  
SCALE 1:10



**TYPICAL COLUMN 2 REINFORCEMENT**  
SCALE 1 : 25

**TYPICAL COLUMN 3 REINFORCEMENT**  
SCALE 1 : 25



**NOTES**

REFER TO STRUCTURAL GENERAL NOTES  
EA-MZ-CI000-WOR-B18-00001-01

REFER TO ARCHITECTS DRAWING  
EA-MZ-CI0100-WOR-E05-00575-01

REFER TO REINFORCEMENT DRAWING  
EA-MZ-CI0100-WOR-E05-00014-01

**ISSUED FOR CONSTRUCTION**

WorleyParsons RSA retains the copyright in all intellectual property, including designs and/or documents prepared in terms of this appointment for the project covered by the appointment. The client may use the designs and/or documents for the sole purpose of their intended use on this project only subject to payment for the design having been received. Use for any other purpose, whether or not the design and/or documents have been paid for constitutes an infringement of copyright, and all rights are reserved.

All dimensions must be verified on site before the works commence. Refer any discrepancies to the Engineer. Copyright reserved

**REVISIONS**

| NO. | DATE     | CHECKED | DONE BY | DESCRIPTION                |
|-----|----------|---------|---------|----------------------------|
| A   | 04/08/15 | TS      | NR      | ISSUED FOR INTERNAL REVIEW |
| B   | 11/08/15 | TS      | NR      | ISSUED FOR DETAIL DESIGN   |
| C   | 12/08/15 | TS      | NR      | ISSUED FOR SQUAD CHECK     |
| C1  | 04/09/15 | TS      | NR      | RE-ISSUED FOR SQUAD CHECK  |
| D   | 01/10/15 | TS      | NR      | ISSUED FOR CLIENT REVIEW   |
| E   | 17/11/15 | TS      | NR      | ISSUED FOR CLIENT APPROVAL |
| 0   | 03/12/15 | TS      | NR      | ISSUED FOR CONSTRUCTION    |

**WorleyParsons**  
resources & energy

39 MELROSE BOULEVARD, MELROSE ARCH, JOHANNESBURG  
P.O. Box 61232, MARSHALLTOWN, 2107  
TEL: +27 (0)11 218 3000  
FAX: +27(0)11 218 3100  
www.worleyparsons.com  
WorleyParsons RSA (Pty) Ltd.

| NAME                              | SIGNATURE           | DATE     |
|-----------------------------------|---------------------|----------|
| DRAWN BY: N ROBINSON              | <i>N Robinson</i>   | 03/12/15 |
| CHECKED: T SNYDERS                | <i>T Snijders</i>   | 03/12/15 |
| DESIGNER: T SNYDERS               | <i>T Snijders</i>   | 03/12/15 |
| PR ENG: I ROBINSON                | <i>I Robinson</i>   | 03/12/15 |
| PROJECT ENG MANAGER: L PADAYACHEE | <i>L Padayachee</i> | 03/12/15 |
| LOCAL PR ENG:                     |                     |          |
| CLIENT:                           |                     |          |

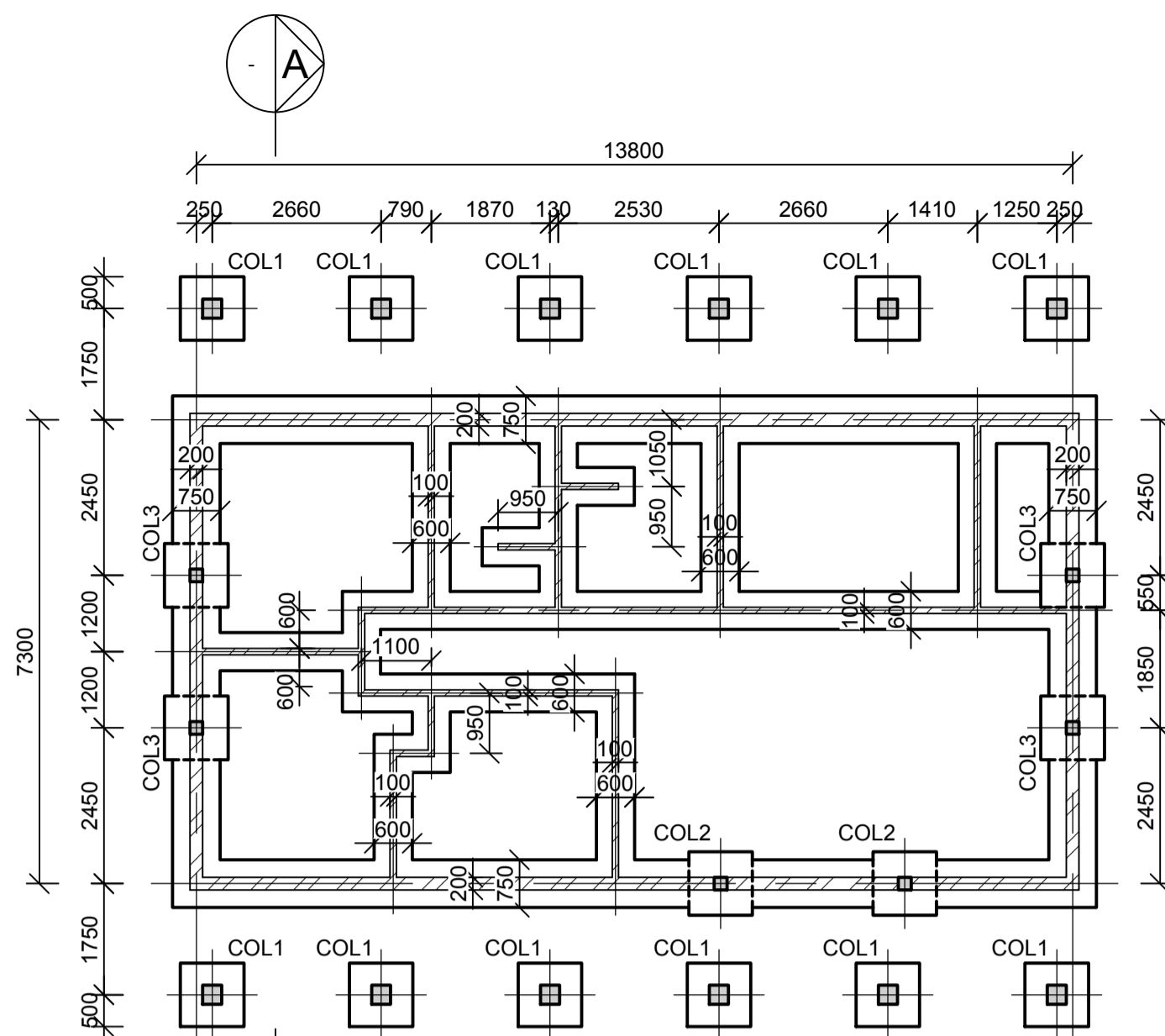
**MOZAMBIQUE**  
GAS DEVELOPMENT PROJECT

**Anadarko**  
Moçambique Area 1, Lda

PROJECT  
**AMA 1  
RESETTLEMENT  
VILLAGE**

DRAWING DESCRIPTION  
**ADMINISTRATION POST  
STAFF HOUSE**

|  |                  |
|--|------------------|
| SCALE<br>AS SHOWN  | DATE<br>DEC 2015 |
| DRAWING NUMBER<br>C00290-00-ST-DAL-0042-001              | REV NO<br>0      |
| ANADARKO DRAWING NUMBER<br>EA-MZ-CI0100-WOR-E04-00011-01 |                  |



**FOUNDATION LAYOUT**  
SCALE: 1:100

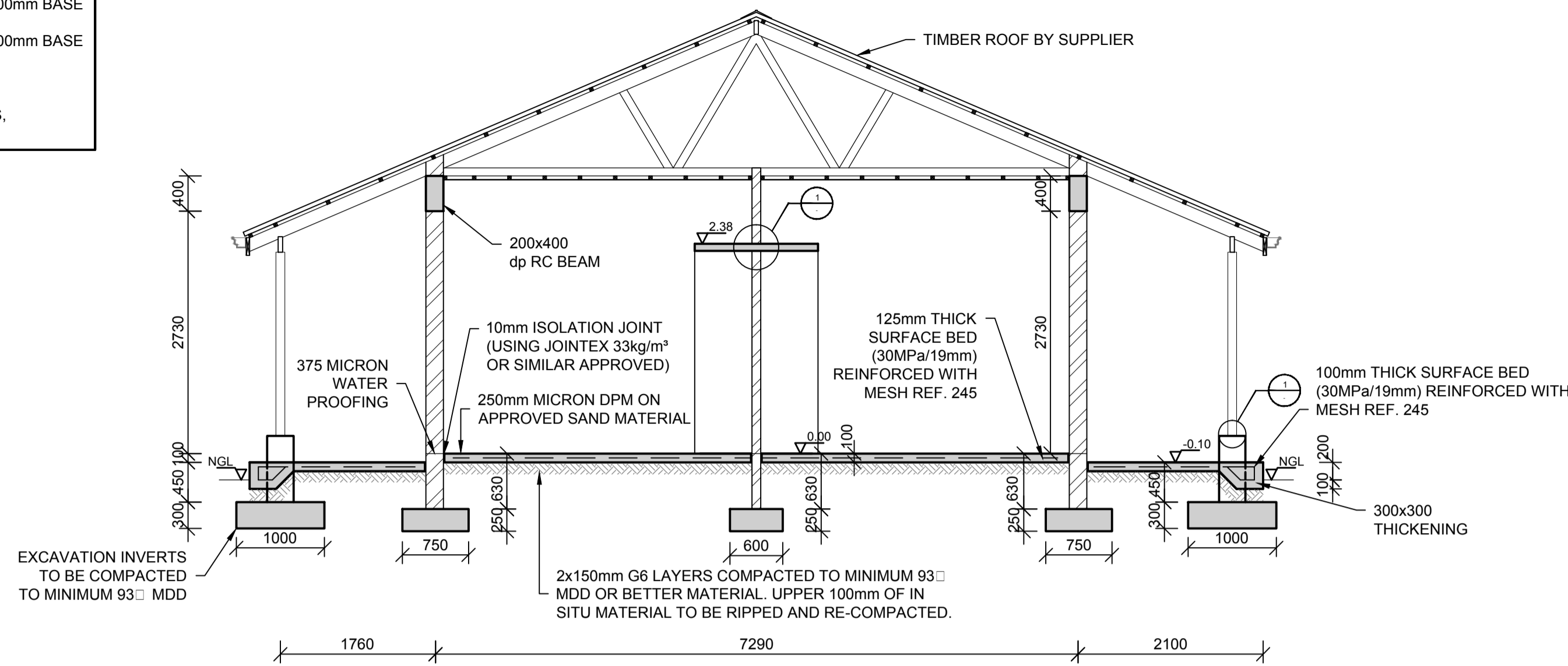
**LEGEND - COLUMNS & BASES**

COL 1 300x300mm COL, 1000x1000x300mm BASE TO LEVEL T.O.C. = 0.30m

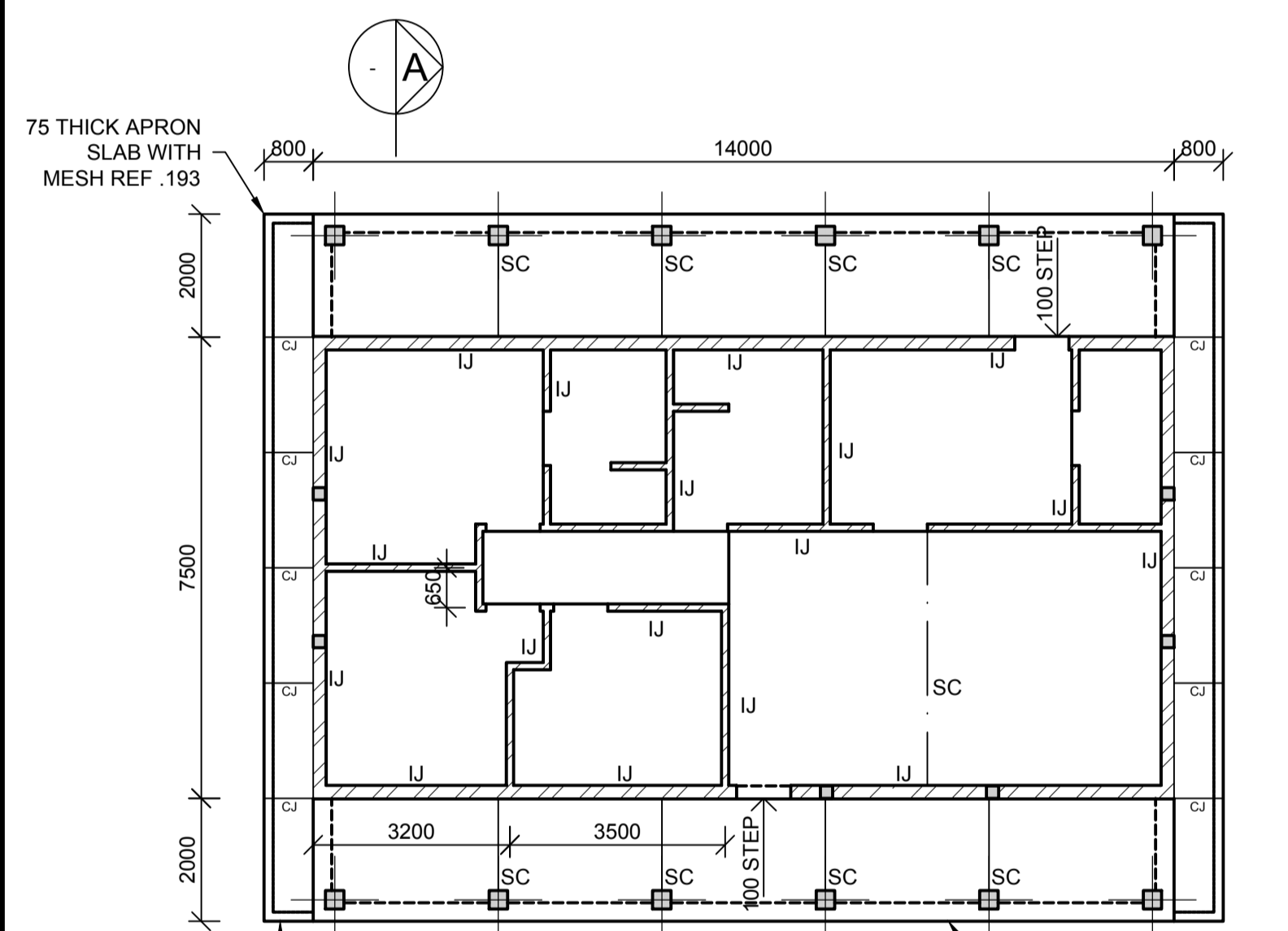
COL 2 200x200mm COL, 1000x1000x300mm BASE TO LEVEL T.O.C. = 3.15m

COL 3 200x200mm COL, 1000x1000x300mm BASE TO LEVEL T.O.C. = 4.37m

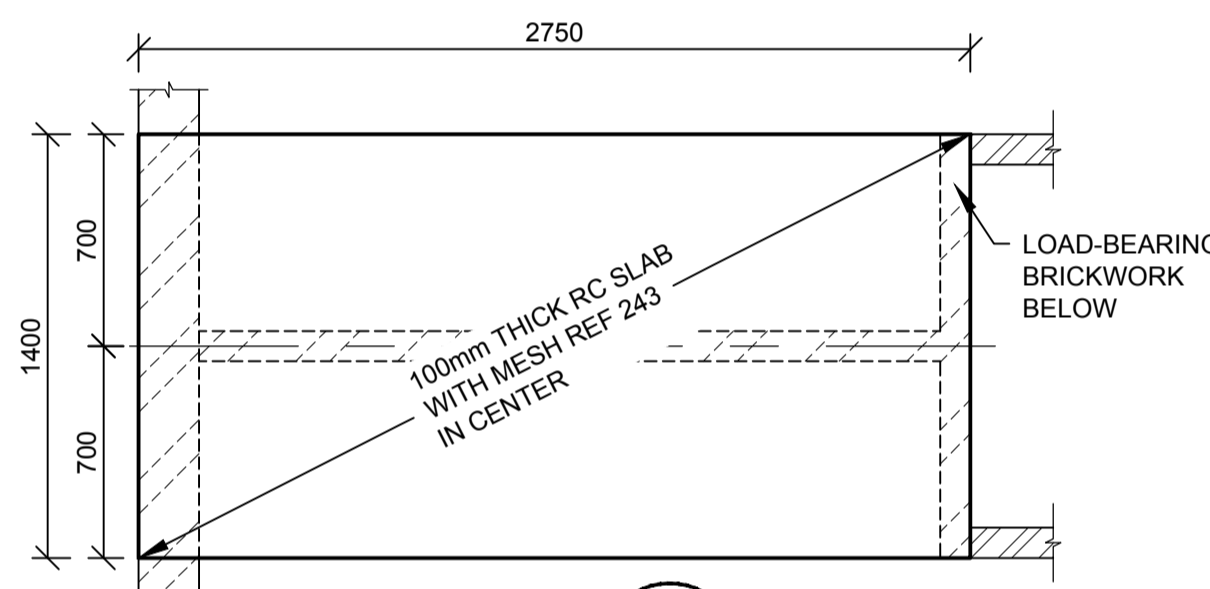
NOTE:  
ALL COLUMNS ARE CENTERED ON BASES, UNLESS INDICATED OTHERWISE



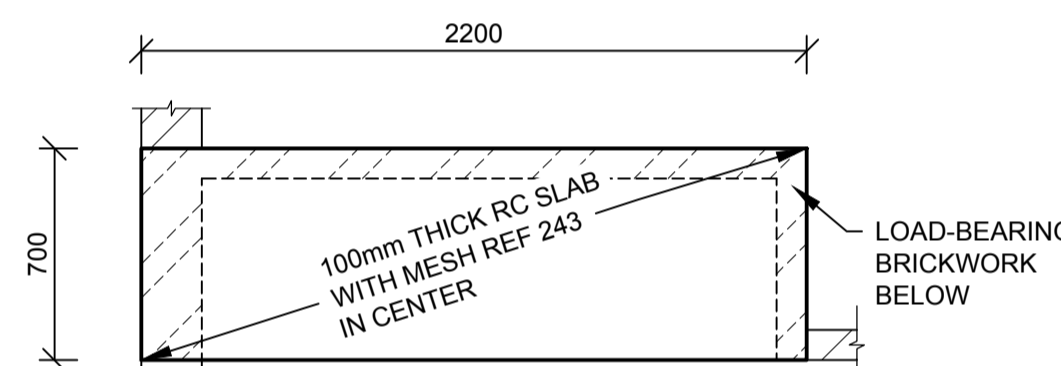
**SECTION A**  
SCALE 1:50



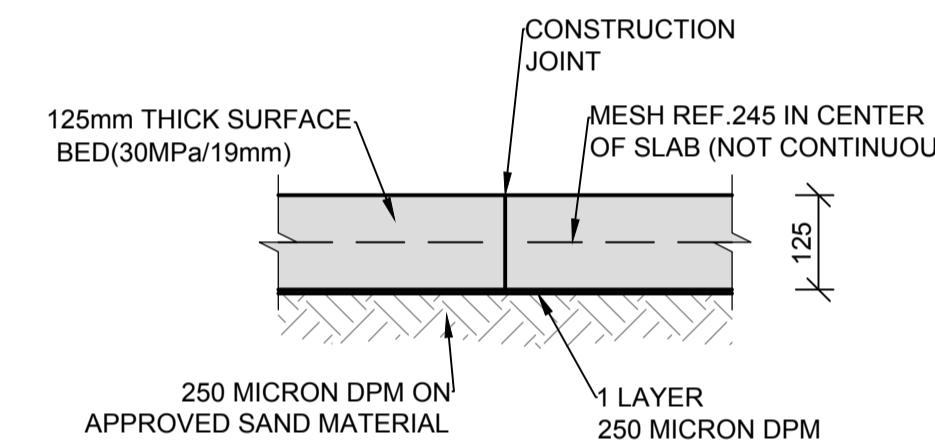
**SURFACE BED LAYOUT**  
SCALE: 1:100



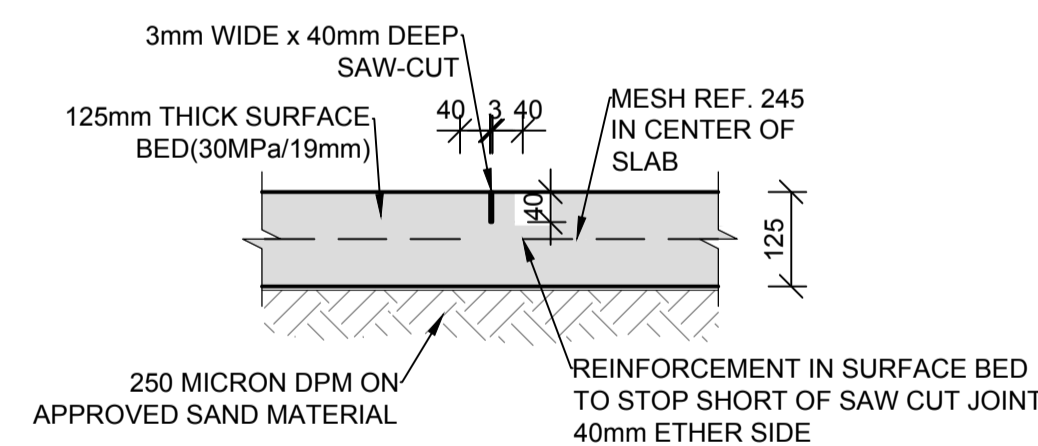
**DETAIL 2**  
SCALE 1:10



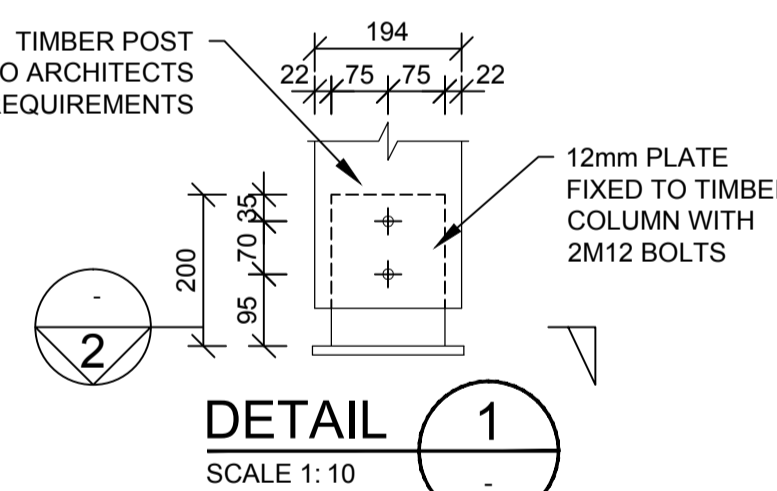
**DETAIL 3**  
SCALE 1:10



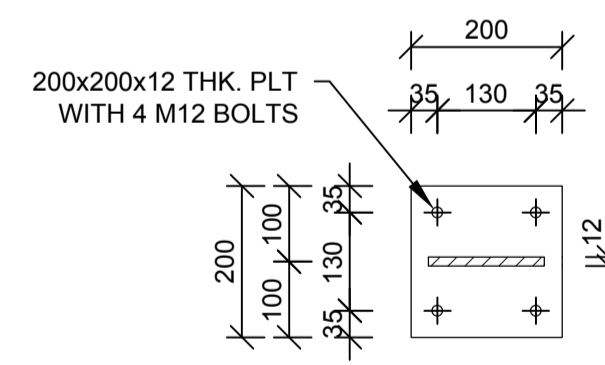
**TYPICAL CONSTRUCTION JOINT (C.J.)**  
SCALE 1:10



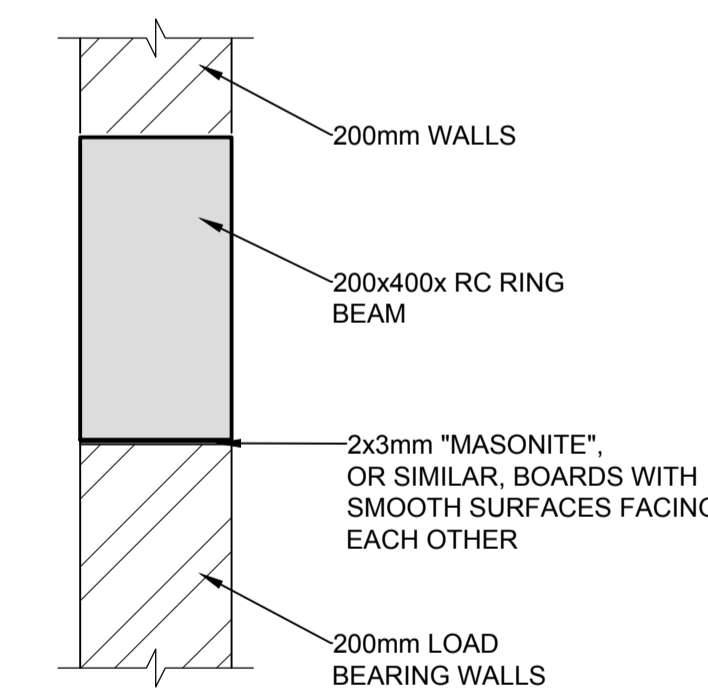
**TYPICAL SAW-CUT JOINT (SC)**  
SCALE 1:10



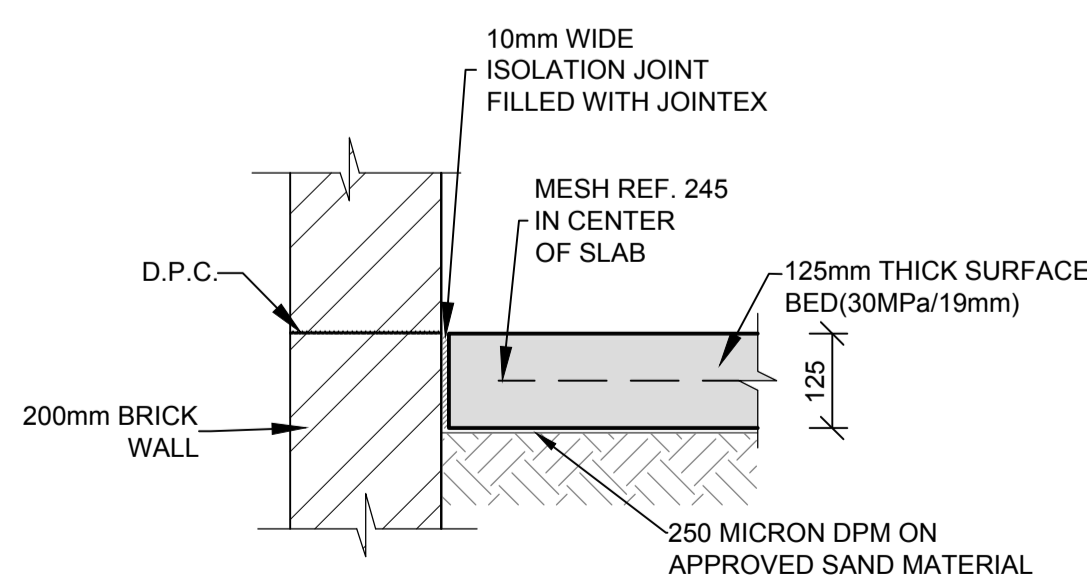
**DETAIL 1**  
SCALE 1:10



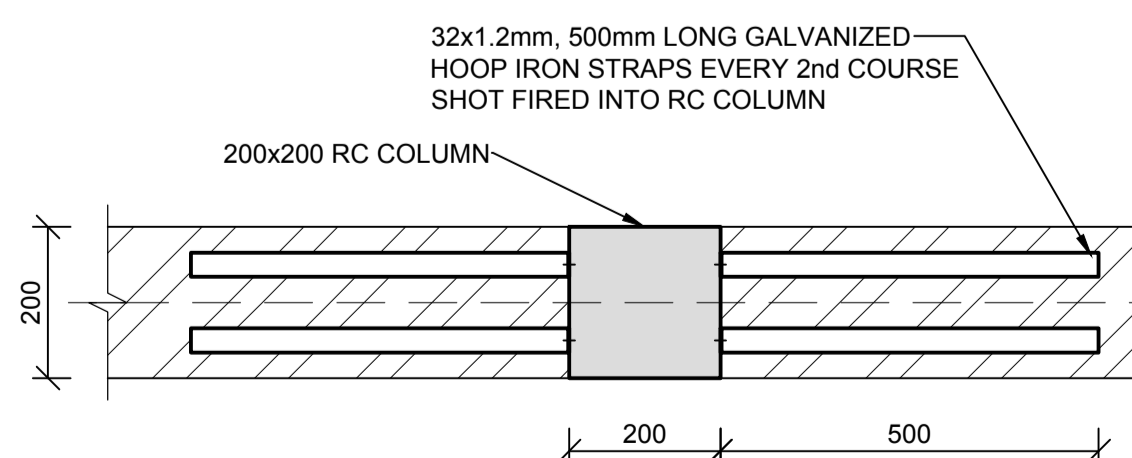
**SECTION 2**  
SCALE 1:10



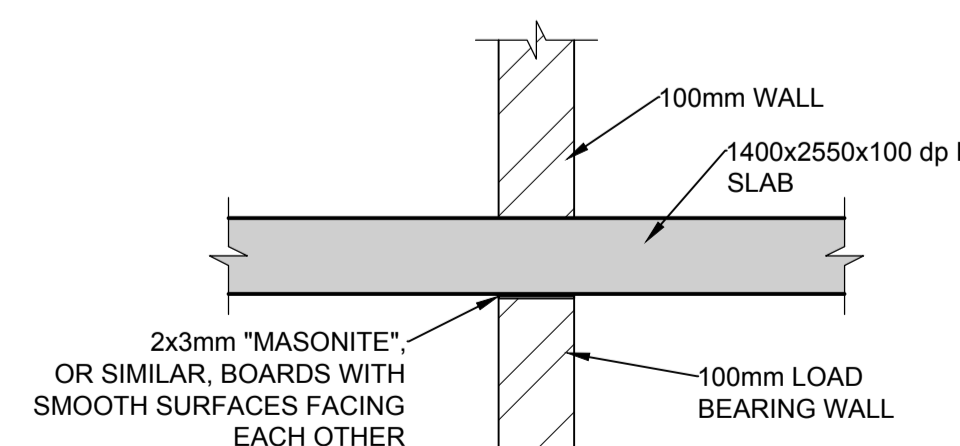
**TYPICAL BEAM/WALL CONNECTION**  
SCALE 1:10



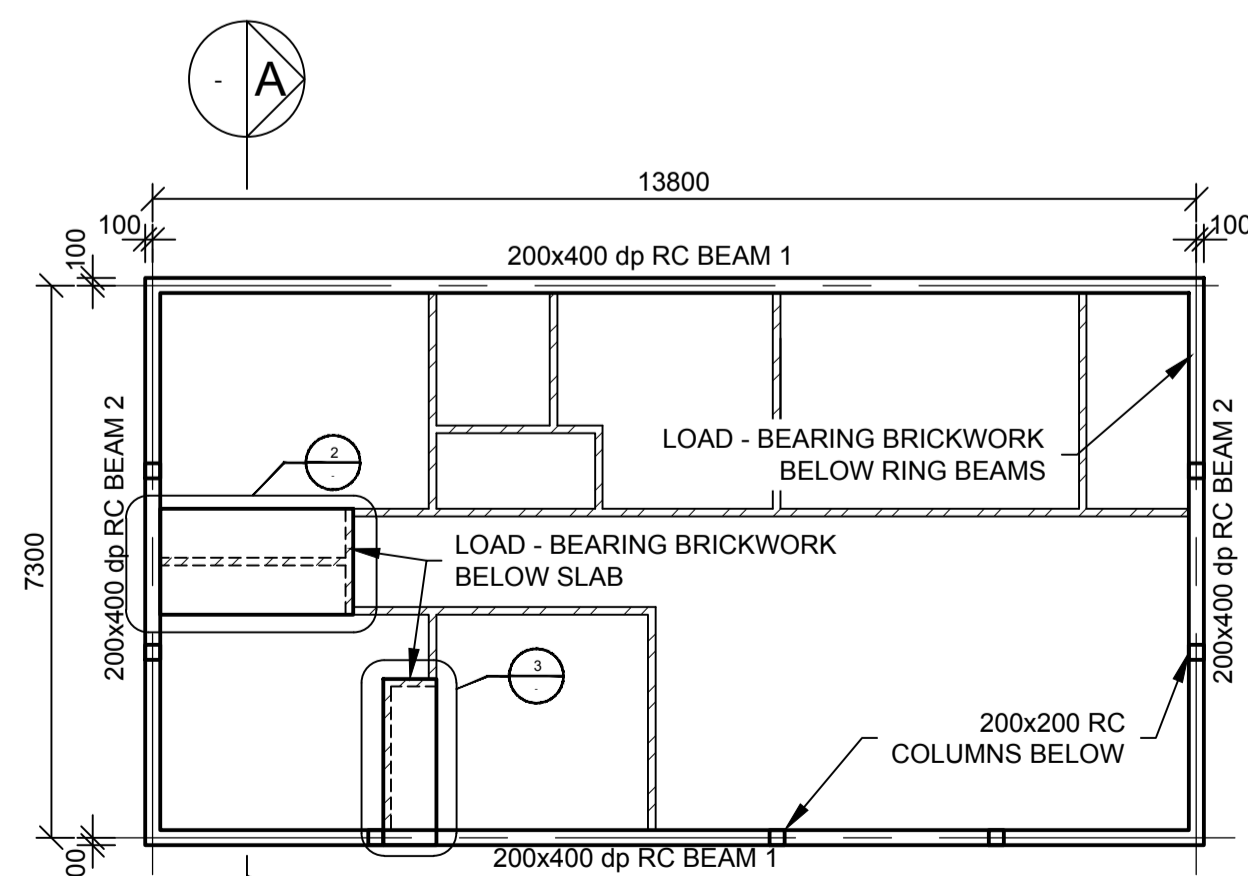
**ISOLATION JOINT (I.J.)**  
SCALE 1:10



**TYPICAL HOOP IRON JOINT**  
SCALE 1:10



**DETAIL 4**  
SCALE 1:10



**RING BEAM LAYOUT**  
SCALE: 1:100

**ISSUED  
FOR  
CONSTRUCTION**

WorleyParsons RSA retains the copyright in all intellectual property, including designs and/or documents prepared in terms of this appointment for the project covered by the appointment. The client may use the designs and/or documents for the sole purpose of their intended use on this project only subject to payment for the design having been received. Use for any other purpose, whether or not the design and/or documents have been paid for constitutes an infringement of copyright, and all rights are reserved.

All dimensions must be verified on site before the works commence. Refer any discrepancies to the Engineer.  
Copyright reserved

**REVISIONS**

| NO. | DATE     | CHK | DONE BY | DESCRIPTION              |
|-----|----------|-----|---------|--------------------------|
| A   | 17/09/15 | MM  | CP      | ISSUED INTERNAL REVIEW   |
| B   | 17/09/15 | MM  | CP      | ISSUED FOR DETAIL DESIGN |
| C   | 17/09/15 | MM  | CP      | ISSUED FOR SQUAD CHECK   |
| D   | 01/10/15 | MM  | CP      | ISSUED FOR CLIENT REVIEW |
| E   | 13/11/15 | MM  | CP      | ISSUED CLIENT APPROVAL   |
| 0   | 25/11/15 | MM  | CP      | ISSUED FOR CONSTRUCTION  |

**WorleyParsons**  
resources & energy  
39 MELROSE BOULEVARD, MELROSE ARCH, JOHANNESBURG  
P.O. Box 61232, MARSHALLTOWN, 2107  
TEL: +27 (0)11 218 3000  
FAX: +27(0)11 218 3100  
www.worleyparsons.com  
WorleyParsons RSA (Pty) Ltd.

**MESCH**  
arquitectos

CLIENT

**MOZAMBIQUE**  
GAS DEVELOPMENT PROJECT

**Anadarko**  
Moçambique Área 1, Lda

PROJECT  
AMA 1  
RESETTLEMENT  
VILLAGE

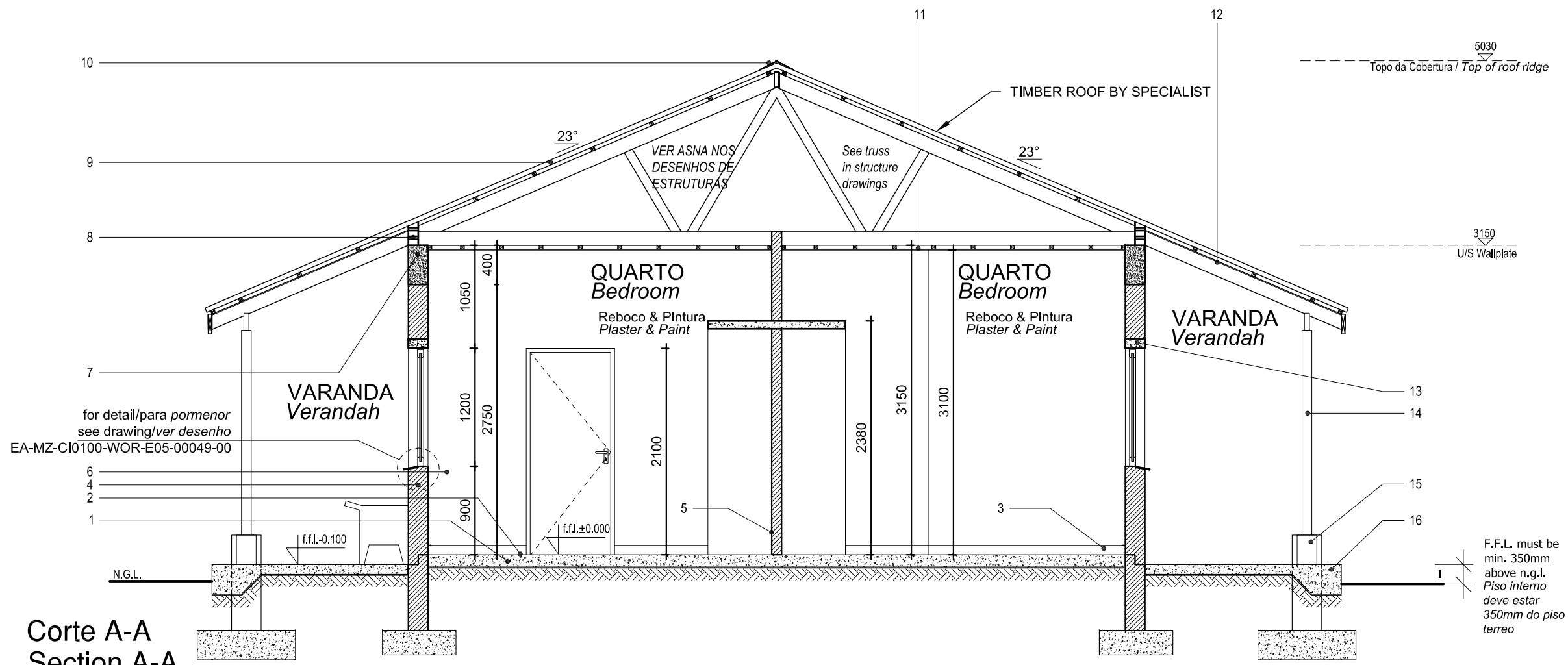
DRAWING DESCRIPTION  
CASA DO CHEFE DA ADMIN. -  
LAYOUT FOLHA 5 DE 5

LOCAL ADMIN'S HOUSE -  
LAYOUT SHEET 5 OF 5

|                   |                  |
|-------------------|------------------|
| SCALE<br>A3@ 1:50 | DATE<br>NOV 2015 |
|-------------------|------------------|

|  |             |
|--|-------------|
| DRAWING NUMBER:<br>C00290-00-AR-DAL-0104-005 | REV N°<br>0 |
|--|-------------|

ANADARKO DRAWING NUMBER:  
EA-MZ-CI0100-WOR-E05-00575-05



**Corte A-A**  
**Section A-A**  
ESCALA/Scale 1:50

**Legenda**  
**Key**

- |  |  |
|--|--|
| 1_Laje de pavimento em betão<br>Concrete slab  | 10_Cumeeira em chapa esmaltada<br>Enameled sheet ridge cap   |
| 2_Acabamento do pavimento em cimento queimado<br>Concrete floor to have power float finish   | 11_Tecto falso em placas de gesso cartonado pintado a tinta plástica<br>sob estrutura de madeira<br>Ceiling in Gypsum board PVA painted under wooden structure |
| 3_Rodapé em betonilha lisa, pintada a tinta esmalte com h=100mm<br>Painted concrete skirting   | 12_Tecto falso NUTEC em fibra de cimento<br>Fiber cement NUTEC soffit board  |
| 4_Alvenaria em blocos vazados com espessura de 200mm<br>Walls in hollow block 200mm wide   | 13_Lintel em betão armado<br>Concrete lintel   |
| 5_Alvenaria em blocos vazados com espessura de 100mm<br>Walls in hollow block 100mm wide   | 14_Pilar em madeira tratada<br>Treated timber column   |
| 6_Parede com reboco liso, pintada a tinta plástica<br>Wall with plain plaster and PVA painted  | 15_Base do pilar em betão, pitado a tinta plástica<br>Concrete column base, painted with washable PVA paint  |
| 7_Viga de coroamento em betão armado<br>Concrete ring beam   | 16_Laje de pavimento da varanda<br>Concrete verandah slab  |
| 8_Blocos ventiladores com rede mosquiteira sintectica<br>Vent blocks with mosquito net   |  |
| 9_Cobertura em chapas metálicas esmaltadas com perfil IBR com<br>isolamento Sisolation 405<br>Enameled metallic roof sheeting with IBR profile on graded SA pine<br>battens with sisalation 405 roof underlay fixed to prefabricated roof<br>trusses |  |

*(Handwritten signatures)*

**ESTE DESENHO É PARA SER LIDO EM CONJUNTO COM:**

**THIS DRAWINGS IS TO BE READ IN CONJUNCTION WITH:**

**ARCHITECTURAL**  
 EA-MZ-CI0100-WOR-E05-00575-01  
 EA-MZ-CI0100-WOR-E04-00021-01  
 EA-MZ-CI0100-WOR-E05-00048-01  
 EA-MZ-CI0100-WOR-E05-00048-02  
 EA-MZ-CI0100-WOR-E05-00048-03  
 EA-MZ-CI0100-WOR-E05-00050-00

**STRUCTURAL**  
 EA-MZ-CI0100-WOR-E04-00011-01  
 EA-MZ-CI0100-WOR-E05-00014-00

**WATER**  
 EA-MZ-CI0100-WOR-E05-00496-01  
 EA-MZ-CI0100-WOR-E05-00496-02  
 EA-MZ-CI0100-WOR-E05-00122-01

**ELECTRICAL**  
 EA-MZ-CI0100-WOR-E02-00100-01

**ISSUED FOR CONSTRUCTION**

WorleyParsons RSA retains the copyright in all intellectual property, including designs and/or documents prepared in terms of this appointment for the project covered by the appointment. The client may use the designs and/or documents for the sole purpose of their intended use on this project only subject to payment for the design having been received. Use for any other purpose, whether or not the design and/or documents have been paid for constitutes an infringement of copyright, and all rights are reserved.

All dimensions must be verified on site before the works commence. Refer any discrepancies to the Engineer.  
 Copyright reserved

**REVISIONS**

| NO. | DATE     | CHK | DONE BY | DESCRIPTION              |
|-----|----------|-----|---------|--------------------------|
| A   | 17/09/15 | MM  | CP      | ISSUED INTERNAL REVIEW   |
| B   | 17/09/15 | MM  | CP      | ISSUED FOR DETAIL DESIGN |
| C   | 17/09/15 | MM  | CP      | ISSUED FOR SQUAD CHECK   |
| D   | 01/10/15 | MM  | CP      | ISSUED FOR CLIENT REVIEW |
| E   | 13/11/15 | MM  | CP      | ISSUED CLIENT APPROVAL   |
| 0   | 25/11/15 | MM  | CP      | ISSUED FOR CONSTRUCTION  |



resources & energy

39 MELROSE BOULEVARD, MELROSE ARCH, JOHANNESBURG  
 P.O. Box 61232, MARSHALLTOWN, 2107  
 TEL: +27 (0)11 218 3000  
 FAX: +27(0)11 218 3100  
 www.worleyparsons.com  
 WorleyParsons RSA (Pty) Ltd.



CLIENT



PROJECT  
 AMA 1  
 RESETTLEMENT  
 VILLAGE

DRAWING DESCRIPTION  
 CASA DO CHEFE DA ADMIN. -  
 LAYOUT FOLHA 4 DE 5

LOCAL ADMIN'S HOUSE -  
 LAYOUT SHEET 4 OF 5

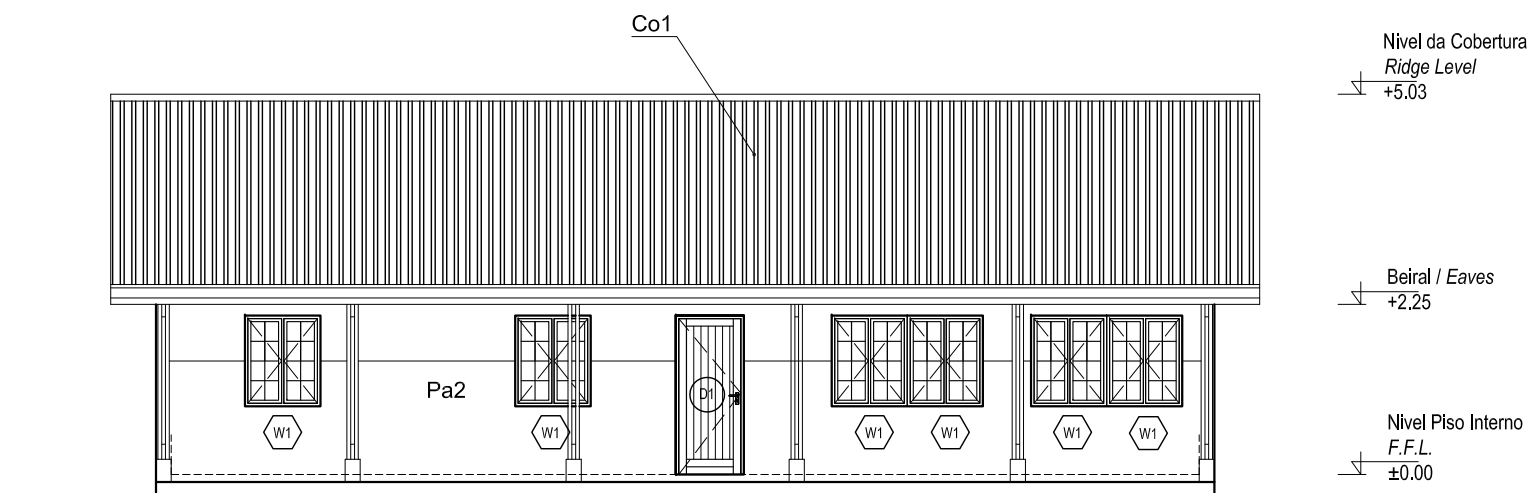
SCALE  
 A3@ 1:100

DATE  
 NOV 2015

DRAWING NUMBER:  
 C00290-00-AR-DAL-0104-004

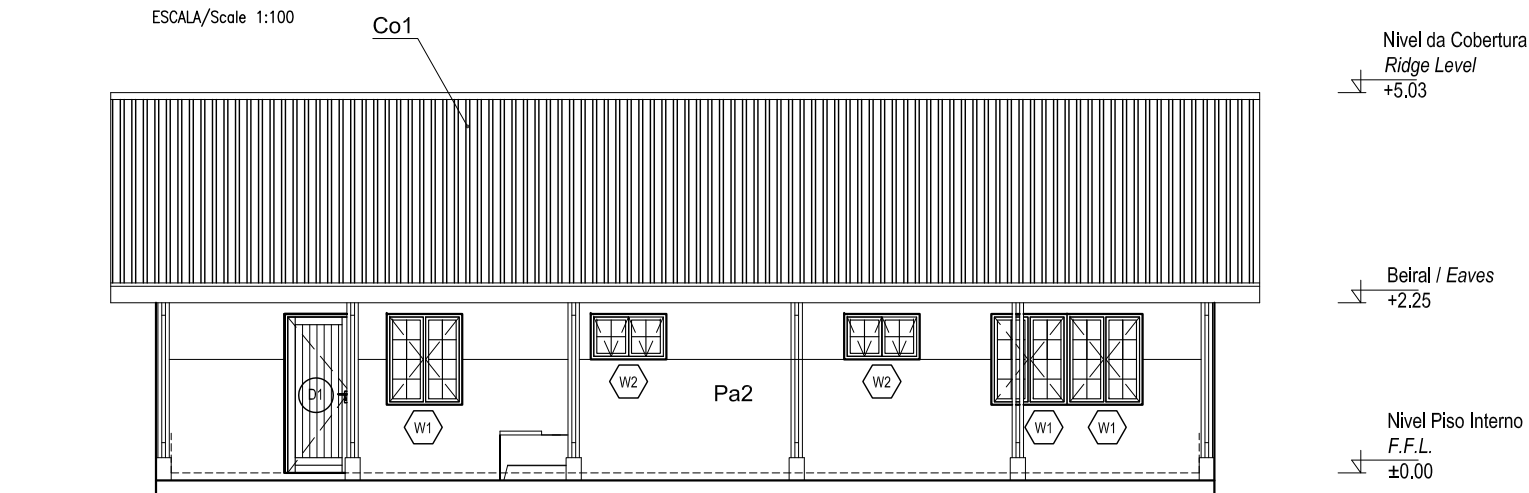
REV Nº  
 0

ANADARKO DRAWING NUMBER:  
 EA-MZ-CI0100-WOR-E05-00575-04



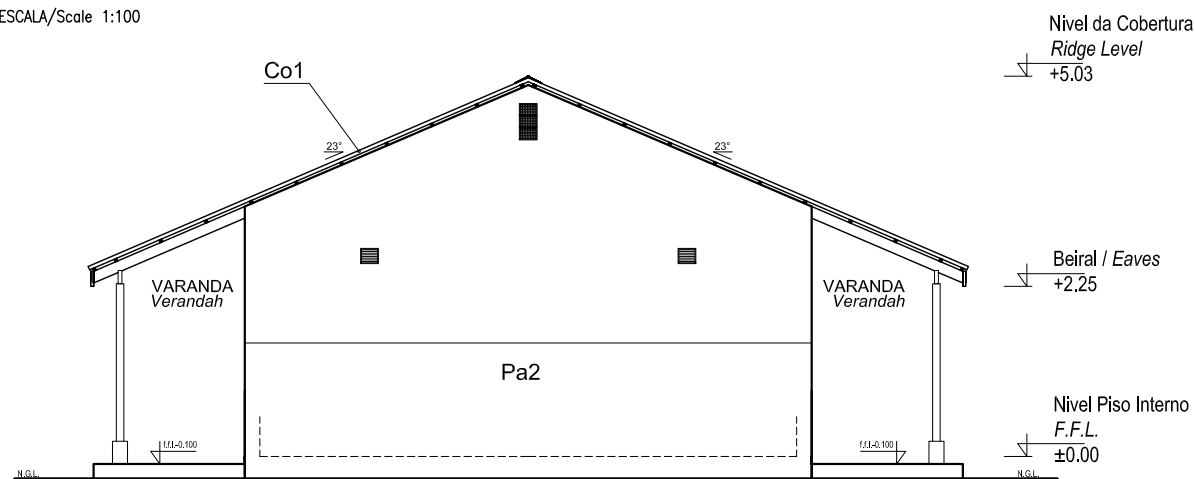
**ALÇADO FRONTAL**  
 Front Elevation

ESCALA/Scale 1:100



**ALÇADO POSTERIOR**  
 Back Elevation




ESCALA/Scale 1:100



**ALÇADOS LATERAIS**  
 Side Elevations

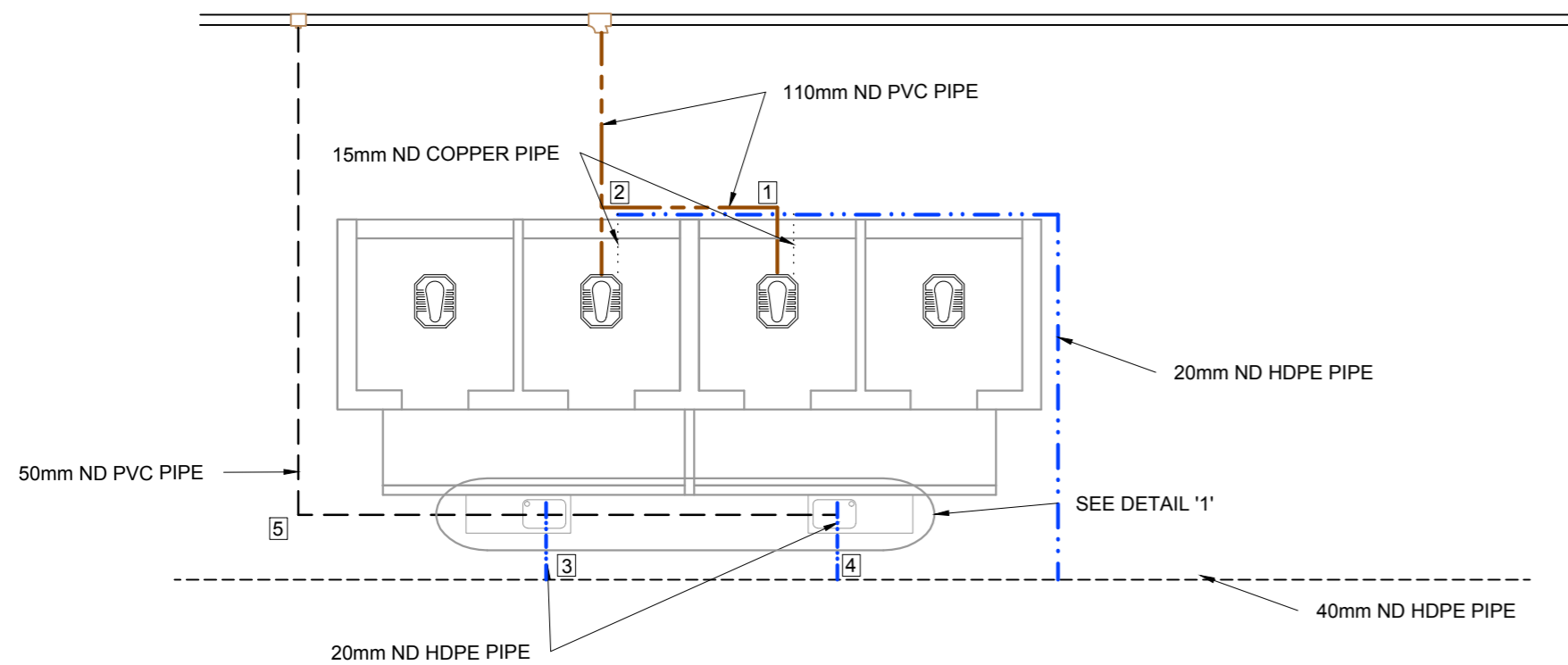
ESCALA/Scale 1:100

*Handwritten signatures and initials*

|   |                                   |  |  |
|---|-----------------------------------|--|--|
|  | <i>Mozambique Gas Development</i> |  | <br> |
|   | Resettlement Plan                 |  |  |
|   | Annex I: Construction drawings    |  |  |
| Rev. 1  | Rev Date: 27-May-16               |  |  |

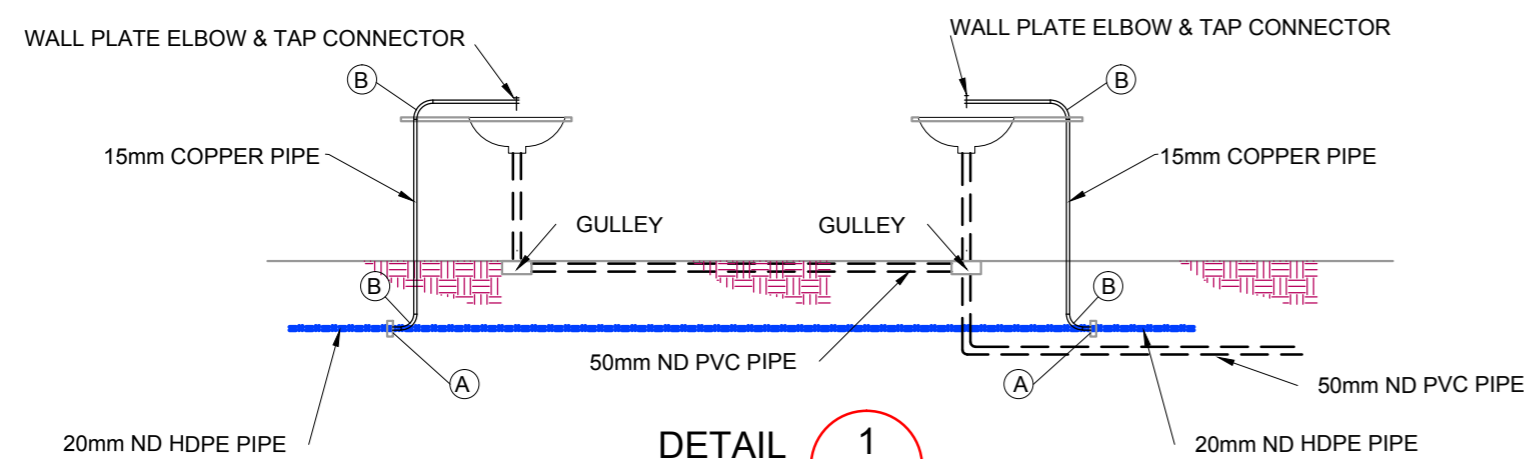
### 3. BUS STATION



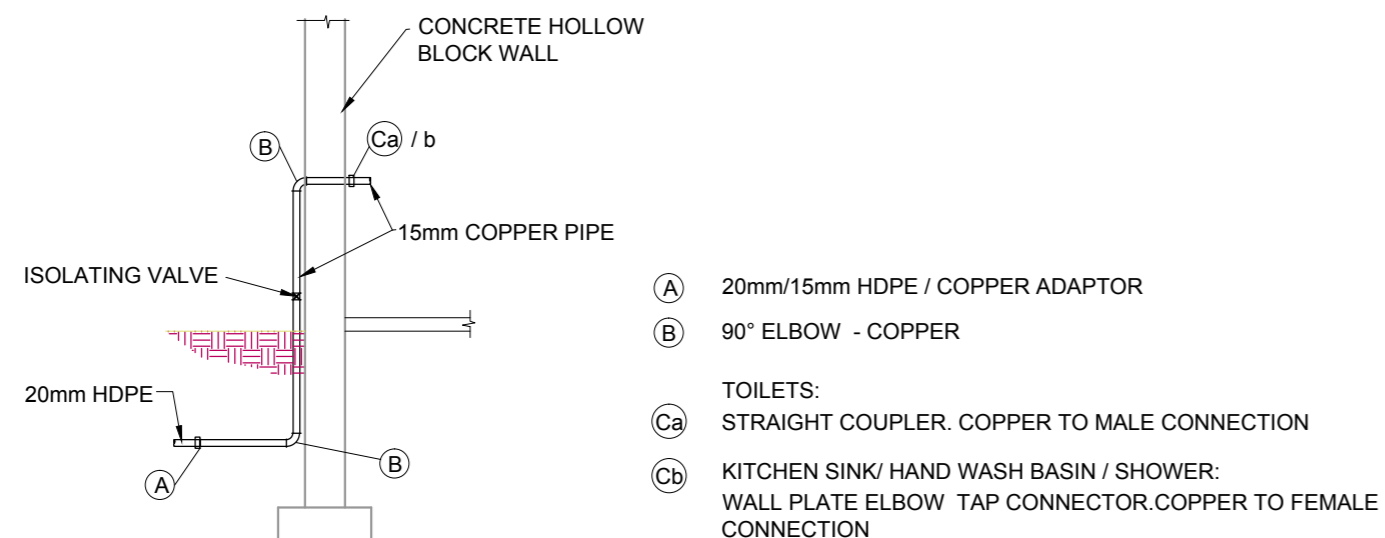


PLAN - BUS STOP TOILETS

1:50



DETAIL 1



TYPICAL WATER SUPPLY DETAIL AT BUILDINGS

NTS

| COMMUNITY FACILITIES - ADMIN. CENTRE INTERNAL DRAINAGE CONNECTIONS |                                     |      |          |
|--|-------------------------------------|------|----------|
| PUBLIC TOILET  |                                     |      |          |
| No   | DESCRIPTION                         | UNIT | QUANTITY |
| 1  | 110x50mm - 87.5° VENTHORN BEND      | No.  | 1        |
|  | 50mm VENT COWL                      | No.  | 1        |
|  | 110 - 87.5° PLAIN BEND              | No.  | 1        |
|  | 110 ND PVC PIPE                     | m    | 2m       |
|  | 20mm ND HDPE PIPE                   | m    | 2m       |
| 2  | 110x50mm - 87.5° VENTHORN BEND      | No.  | 1        |
|  | 50mm VENT COWL                      | No.  | 1        |
|  | 110 - 87.5° PLAIN BEND              | No.  | 1        |
|  | 110mm - SINGLE 87.5° PLAIN JUNCTION | No.  | 1        |
|  | 110 ND PVC PIPE                     | m    | 2m       |
| 3  | S-TRAP                              | No.  | 1        |
|  | 50mm ND PVC PIPE                    | m    | 8m       |
|  | DRAIN GULLEY COMPLETE               | No.  | 1        |
| 4  | S-TRAP                              | No.  | 1        |
|  | 50mm ND PVC PIPE                    | m    | 4m       |
|  | DRAIN GULLEY COMPLETE               | No.  | 1        |
| 5  | 50 - 87.5° PLAIN BEND               | No.  | 1        |

| COMMUNITY FACILITIES - COMMUNITY CENTRE WATER SUPPLY |  |      |          |
|--|--|------|----------|
| ADMIN. BUILDING                                      |  |      |          |
| No   | DESCRIPTION  | UNIT | QUANTITY |
| (A)  | 20mm/15mm HDPE / COPPER ADAPTOR  | No.  | 4        |
| (B)  | 90° ELBOW - COPPER   | No.  | 8        |
| (Ca)   | TOILETS:<br>STRAIGHT COUPLER. COPPER TO MALE CONN.   | No.  | 2        |
| (Cb)   | KITCHEN SINK/ HAND WASH BASIN / SHOWER:<br>WALL PLATE ELBOW TAP CONNECTOR.Cu TO FEM. CONN. | No.  | 2        |
|  | 15mm COPPER PIPE   | m    | 8m       |
|  | 20mm ND HDPE PIPE  | m    | 10m      |

NOTES

REFERENCE DRAWINGS:  
BUS STOP  
C00290-00-WW-DRD-0025-001/002

LEGEND:

**ISSUED FOR CONSTRUCTION**

WorleyParsons RSA retains the copyright in all intellectual property, including designs and/or documents prepared in terms of this appointment for the project covered by the appointment. The client may use the designs and/or documents for the sole purpose of their intended use on this project only subject to payment for the design having been received. Use for any other purpose, whether or not the design and/or documents have been paid for constitutes an infringement of copyright, and all rights are reserved.

All dimensions must be verified on site before the works commence. Refer any discrepancies to the Engineer. Copyright reserved

| REVISIONS |          |            |          |                            |
|-----------|----------|------------|----------|----------------------------|
| NO.       | DATE     | CHECKED BY | DRAWN BY | DESCRIPTION                |
| A         | 29/10/15 | AR         | AR       | ISSUED FOR INTERNAL REVIEW |
| B         | 17/10/15 | AR         | AR       | ISSUED FOR DETAIL DESIGN   |
| C         | 18/10/15 | AR         | AR       | ISSUED FOR SQUAD CHECK     |
| D         | 23/10/15 | AR         | AR       | ISSUED FOR CLIENT REVIEW   |
| E         | 25/11/15 | CT         | CT       | ISSUED FOR CLIENT APPROVAL |
| Q         | 08/12/15 | CT         | CT       | ISSUED FOR CONSTRUCTION    |

**WorleyParsons**  
resources & energy  
39 MELROSE BOULEVARD, MELROSE ARCH, JOHANNESBURG  
P.O. Box 61232, MARSHALLTOWN, 2107  
TEL: +27 (0)11 218 3000  
FAX: +27(0)11 218 3100  
www.worleyparsons.com  
WorleyParsons RSA (Pty) Ltd.

| NAME                               | SIGNATURE | DATE       |
|------------------------------------|-----------|------------|
| DRAWN BY: A. RAJAH                 |           | 29/10/2015 |
| CHECKED: L. PADAYACHEE             |           | 29/10/2015 |
| DESIGNER: L. PADAYACHEE            |           | 29/10/2015 |
| PR ENG: L. PADAYACHEE              |           | 29/10/2015 |
| PROJECT ENG MANAGER: L. PADAYACHEE |           | 29/10/2015 |
| LOCAL PR ENG:                      |           |            |
| CLIENT:                            |           |            |

CLIENT

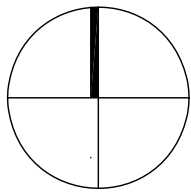
**MOZAMBIQUE**  
SAS DEVELOPMENT PROJECT

**Anadarko**  
Mozambique Area 1, Lda

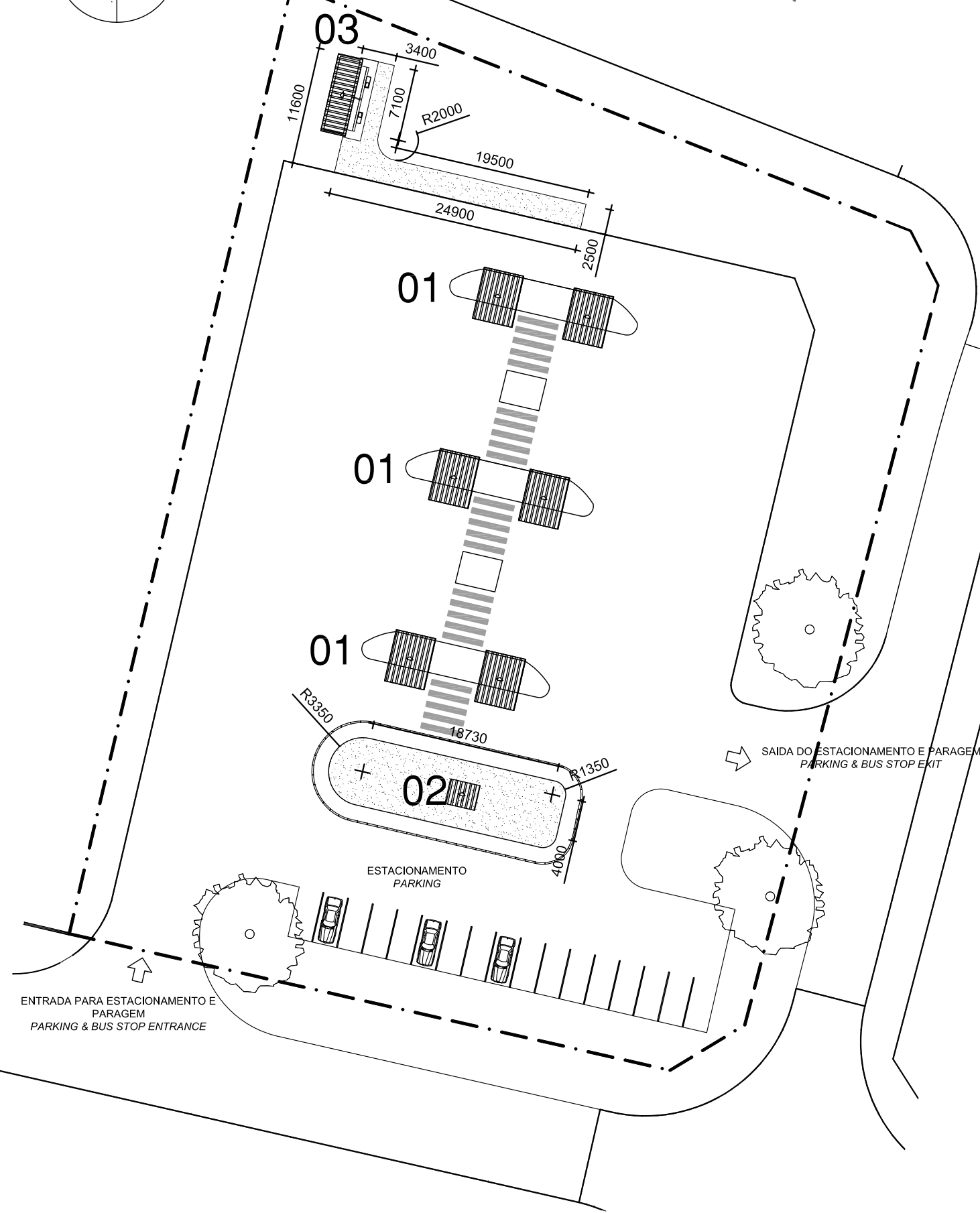
PROJECT  
**AMA 1  
RESETTLEMENT  
VILLAGE**

DRAWING DESCRIPTION  
**COMMUNITY FACILITIES  
BUS STOP  
TOILETS  
INTERNAL RETICULATIONS**

|  |                       |
|--|-----------------------|
| SCALE<br>1:50<br>ORIGINAL DWG SIZE A1                    | DATE<br>NOVEMBER 2015 |
| DRAWING NUMBER<br>C00290-00-PL-DRD-0003-001              | REV NO<br>0           |
| ANADARKO DRAWING NUMBER<br>EZ-MZ-CI0100-WOR-E05-00108-01 |                       |



*M. de S. Silva*



**LEGENDA / LEGEND**

- 01 PARAGEM  
BUS STOP
- 02 BLOCO MULTIFUNCIONAL -  
BILHETEIRA  
MULTIPURPOSE BUILDING - BUS  
TICKET OFFICE
- 03 LATRINAS PUBLICAS  
PUBLIC TOILETS
- VEDAÇÃO "AZTECH Anti-Dazzle"  
FENCE "AZTECH Anti-Dazzel"
- LIMITE DO TALHÃO (sem vedação)  
SITE BOUNDARY (no fence)
- PASSEIO EM "PolyCem polymer" OU  
SEMELHANTE, COR DECIDIDA PELO  
CLIENTE  
WALKWAY IN "PolyCem polymer" OR  
SIMILAR, COLOUR TO CLIENT

**ESTE DESENHO É PARA SER LIDO  
EM CONJUNTO COM:**

**THIS DRAWINGS IS TO BE READ IN  
CONJUNCTION WITH:**

- ARCHITECTURAL  
EA-MZ-CI0100-WOR-E04-00800-01  
EA-MZ-CI0100-WOR-E04-00901-01  
EA-MZ-CI0100-WOR-E04-00805-01
- STRUCTURAL  
EA-MZ-CI0100-WOR-E05-00816-01  
EA-MZ-CI0100-WOR-E05-00856-01  
EA-MZ-CI0000-WOR-E05-00056-01
- WATER  
EA-MZ-CI0100-WOR-E05-00108-01  
EA-MZ-CI0100-WOR-E05-00895-01  
EA-MZ-CI0100-WOR-E05-00895-02  
EA-MZ-CI0100-WOR-E05-00895-03
- ELECTRICAL  
EA-MZ-CI0100-WOR-E02-00830-01  
EA-MZ-CI0100-WOR-E02-00535-01

**ISSUED  
FOR  
CONSTRUCTION**

WorleyParsons RSA retains the copyright in all intellectual property, including designs and/or documents prepared in terms of this appointment for the project covered by the appointment. The client may use the designs and/or documents for the sole purpose of their intended use on this project only subject to payment for the design having been received. Use for any other purpose, whether or not the design and/or documents have been paid for constitutes an infringement of copyright, and all rights are reserved.

All dimensions must be verified on site before the works commence. Refer any discrepancies to the Engineer.  
Copyright reserved

| REVISIONS |          |     |         |                          |
|-----------|----------|-----|---------|--------------------------|
| NO.       | DATE     | CHK | DONE BY | DESCRIPTION              |
| A         | 08/09/15 | MM  | CP      | ISSUED INTERNAL REVIEW   |
| B         | 08/09/15 | MM  | CP      | ISSUED FOR DETAIL DESIGN |
| C         | 08/09/15 | MM  | CP      | ISSUED FOR SQUAD CHECK   |
| D         | 15/10/15 | MM  | CP      | ISSUED FOR CLIENT REVIEW |
| E         | 16/11/15 | MM  | CP      | ISSUED CLIENT APPROVAL   |
| 0         | 25/11/15 | MM  | CP      | ISSUED FOR CONSTRUCTION  |

**WorleyParsons**  
resources & energy  
39 MELROSE BOULEVARD, MELROSE ARCH, JOHANNESBURG  
P.O. Box 61232, MARSHALLTOWN, 2107  
TEL: +27 (0)11 218 3000  
FAX: +27(0)11 218 3100  
www.worleyparsons.com  
WorleyParsons RSA (Pty) Ltd.

**MESCH**  
arquitectos

CLIENT

**MOZAMBIQUE**  
GAS DEVELOPMENT  
PROJECT

**Anadarko**  
Moçambique Área 1, Lda

PROJECT  
AMA 1  
RESETTLEMENT  
VILLAGE

DRAWING DESCRIPTION  
PARAGEM DE AUTOCARRO -  
PLANTA GERAL

BUS STATION - SITE PLAN

|                    |                  |
|--------------------|------------------|
| SCALE<br>A3@ 1:500 | DATE<br>NOV 2015 |
|--------------------|------------------|

|  |             |
|--|-------------|
| DRAWING NUMBER:<br>C00290-00-AR-DLP-0119-001 | REV Nº<br>0 |
|--|-------------|

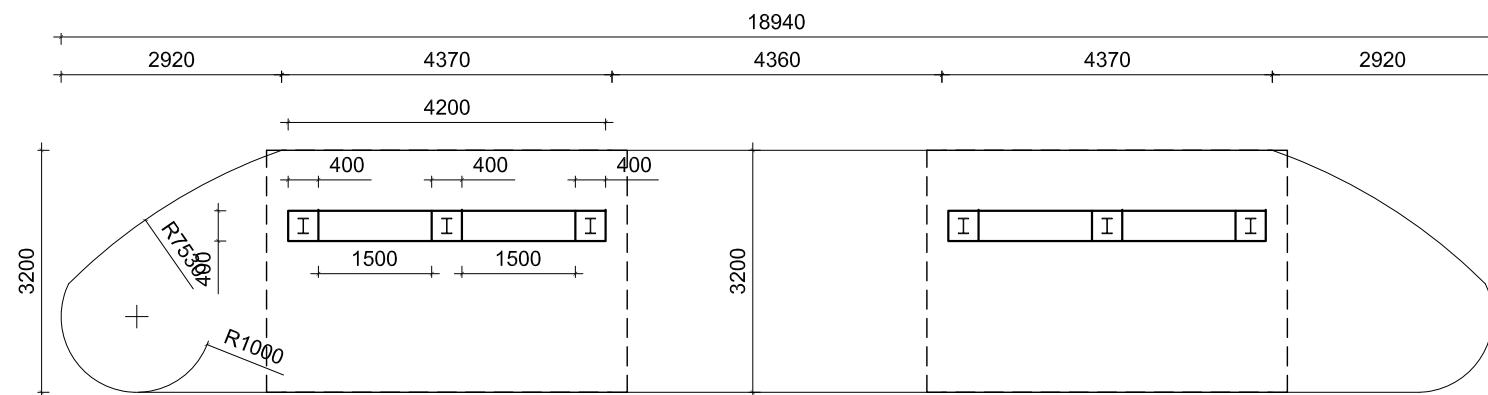
ANADARKO DRAWING NUMBER:  
EA-MZ-CI0100-WOR-E04-00805-01

**ESTE DESENHO É PARA SER LIDO EM CONJUNTO COM:**

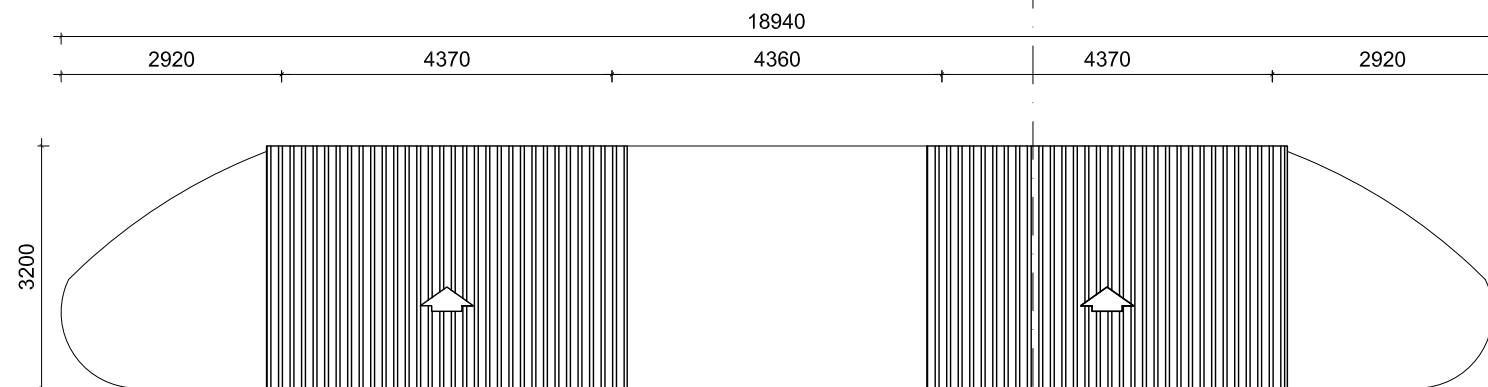
**THIS DRAWINGS IS TO BE READ IN CONJUNCTION WITH:**

ARCHITECTURAL  
EA-MZ-CI0100-WOR-E04-00800-01  
EA-MZ-CI0100-WOR-E04-00901-01  
EA-MZ-CI0100-WOR-E04-00805-01  
STRUCTURAL  
EA-MZ-CI0100-WOR-E05-00816-01  
EA-MZ-CI0100-WOR-E05-00856-01  
EA-MZ-CI0000-WOR-E05-00056-01

WATER  
EA-MZ-CI0100-WOR-E05-00108-01  
EA-MZ-CI0100-WOR-E05-00895-01  
EA-MZ-CI0100-WOR-E05-00895-02  
EA-MZ-CI0100-WOR-E05-00895-03  
ELECTRICAL  
EA-MZ-CI0100-WOR-E02-00830-01  
EA-MZ-CI0100-WOR-E02-00535-01



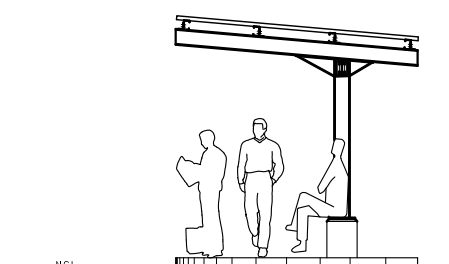
**PLANTA DO PISO  
FLOOR PLAN**  
ESCALA/Scale 1:100



**PLANTA DE COBERTURA  
ROOF PLAN**  
ESCALA/Scale 1:100

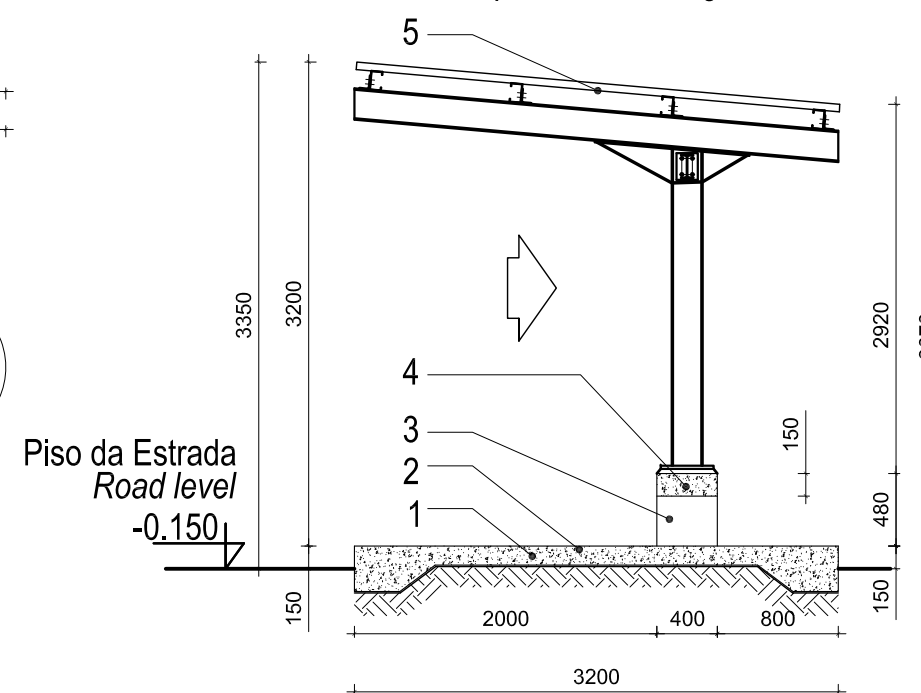


**ALCADO FRONTAL  
FRONT ELEVATION**  
ESCALA/Scale 1:100



**ALCADO LATERAL  
SIDE ELEVATION**  
ESCALA/Scale 1:100

Para pormenor da cobertura consultar desenhos do especialista  
For roof details refer to specialist drawings



**CORTE A-A  
Section A-A**  
ESCALA/Scale 1:50

Legenda *W* *h* *h* *h* *h*  
Key

- 1\_Laje de pavimento em betão  
*Concrete slab*
- 2\_Acabamento do pavimento em cimento queimado  
*Concrete floor to have power float finish*
- 3\_Base do pilar em betão, pitado a tinta plástica  
*Concrete column base, painted with washable PVA paint*
- 4\_Banco em betão em cimento queimado  
*Concrete Bench with stained top*
- 5\_Cobertura em chapas metálicas esmaltadas com perfil IBR  
*Enameled metallic roof sheeting with IBR profile*

**ISSUED FOR CONSTRUCTION**

WorleyParsons RSA retains the copyright in all intellectual property, including designs and/or documents prepared in terms of this appointment for the project covered by the appointment. The client may use the designs and/or documents for the sole purpose of their intended use on this project only subject to payment for the design having been received. Use for any other purpose, whether or not the design and/or documents have been paid for constitutes an infringement of copyright, and all rights are reserved.

All dimensions must be verified on site before the works commence. Refer any discrepancies to the Engineer.  
Copyright reserved

REVISIONS

| NO. | DATE     | CHK | DONE BY | DESCRIPTION              |
|-----|----------|-----|---------|--------------------------|
| A   | 08/09/15 | MM  | CP      | ISSUED INTERNAL REVIEW   |
| B   | 08/09/15 | MM  | CP      | ISSUED FOR DETAIL DESIGN |
| C   | 08/09/15 | MM  | CP      | ISSUED FOR SQUAD CHECK   |
| D   | 15/10/15 | MM  | CP      | ISSUED FOR CLIENT REVIEW |
| E   | 16/11/15 | MM  | CP      | ISSUED CLIENT APPROVAL   |
| 0   | 25/11/15 | MM  | CP      | ISSUED FOR CONSTRUCTION  |

**WorleyParsons**  
resources & energy  
39 MELROSE BOULEVARD, MELROSE ARCH, JOHANNESBURG  
P.O. Box 61232, MARSHALLTOWN, 2107  
TEL: +27 (0)11 218 3000  
FAX: +27(0)11 218 3100  
www.worleyparsons.com  
WorleyParsons RSA (Pty) Ltd.

**MESCH**  
arquitectos

CLIENT

**MOZAMBIQUE**  
GAS DEVELOPMENT PROJECT

**Anadarko**  
Moçambique Área 1, Lda

PROJECT  
AMA 1  
RESETTLEMENT  
VILLAGE

DRAWING DESCRIPTION  
PARAGEM DE AUTOCARRO -  
LAYOUT  
BUS STATION - LAYOUT

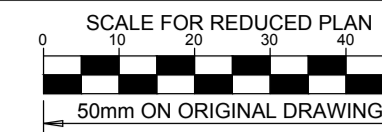
SCALE  
A3@ AS SHOWN

DATE  
NOV 2015

DRAWING NUMBER:  
C00290-00-AR-DLP-0024-001

REV Nº  
0

ANADARKO DRAWING NUMBER:  
EA-MZ-CI0100-WOR-E04-00800-01



**NOTES**

REFER TO STRUCTURAL GENERAL NOTES  
DRAWING  
EA-MZ-CI0000-WOR-B18-00001-01  
REFER TO ARCHITECTS DRAWING  
EA-MZ-CI0100-WOR-E02-01400-01  
REFER TO BENDING SCHEDULE 16  
ON DRAWING EA-MZ-CI0100-WOR-E05-00062-01

**ISSUED FOR CONSTRUCTION**

WorleyParsons RSA retains the copyright in all intellectual property, including designs and/or documents prepared in terms of this appointment for the project covered by the appointment. The client may use the designs and/or documents for the sole purpose of their intended use on this project only subject to payment for the design having been received. Use for any other purpose, whether or not the design and/or documents have been paid for constitutes an infringement of copyright, and all rights are reserved.

All dimensions must be verified on site before the works commence. Refer any discrepancies to the Engineer. Copyright reserved

**REVISIONS**

| NO. | DATE     | CHECKED BY | DONE BY | DESCRIPTION                |
|-----|----------|------------|---------|----------------------------|
| A   | 17/09/15 | TS         | NR      | ISSUED FOR INTERNAL REVIEW |
| B   | 21/09/15 | TS         | NR      | ISSUED FOR DETAIL DESIGN   |
| C   | 21/09/15 | TS         | NR      | ISSUED FOR SQUAD CHECK     |
| D   | 29/09/15 | TS         | NR      | ISSUED FOR CLIENT REVIEW   |
| E   | 17/11/15 | TS         | NR      | ISSUED FOR CLIENT APPROVAL |
| 0   | 03/12/15 | TS         | NR      | ISSUED FOR CONSTRUCTION    |

**WorleyParsons**  
resources & energy  
39 MELROSE BOULEVARD, MELROSE ARCH, JOHANNESBURG  
P.O. Box 61232, MARSHALLTOWN, 2107  
TEL: +27 (0)11 218 3000  
FAX: +27(0)11 218 3100  
www.worleyparsons.com  
WorleyParsons RSA (Pty) Ltd.

| NAME                              | SIGNATURE           | DATE     |
|-----------------------------------|---------------------|----------|
| DRAWN BY: N ROBINSON              | <i>N Robinson</i>   | 03/12/15 |
| CHECKED: T SNYDERS                | <i>T Snymers</i>    | 03/12/15 |
| DESIGNER: T SNYDERS               | <i>T Snymers</i>    | 03/12/15 |
| PR ENG: I ROBINSON                | <i>I Robinson</i>   | 03/12/15 |
| PROJECT ENG MANAGER: L PADAYACHEE | <i>L Padayachee</i> | 03/12/15 |
| LOCAL PR ENG:                     |                     |          |
| CLIENT:                           |                     |          |

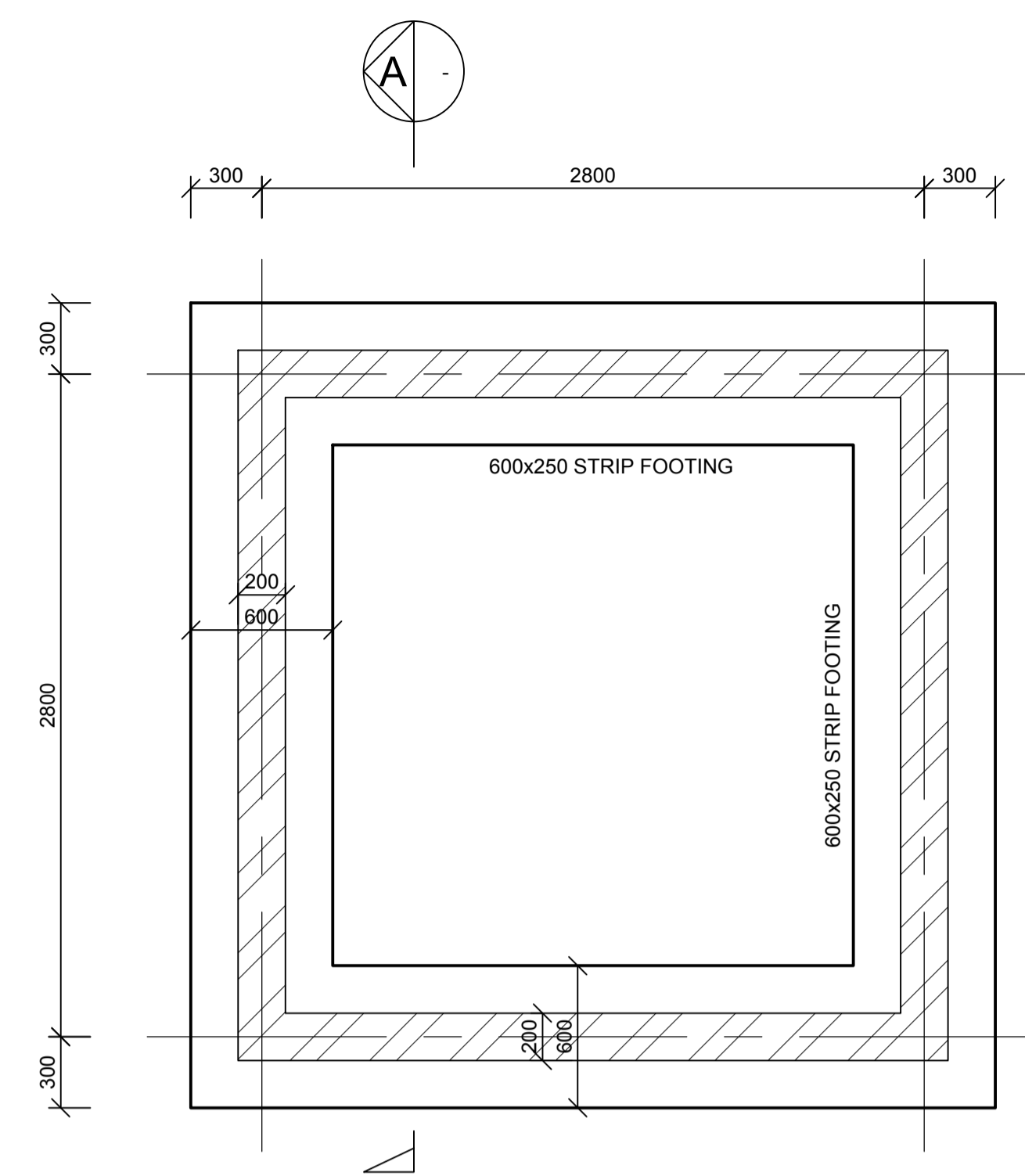
**MOZAMBIQUE**  
GAS DEVELOPMENT PROJECT

**Anadarko**  
Moçambique Área 1, Lda

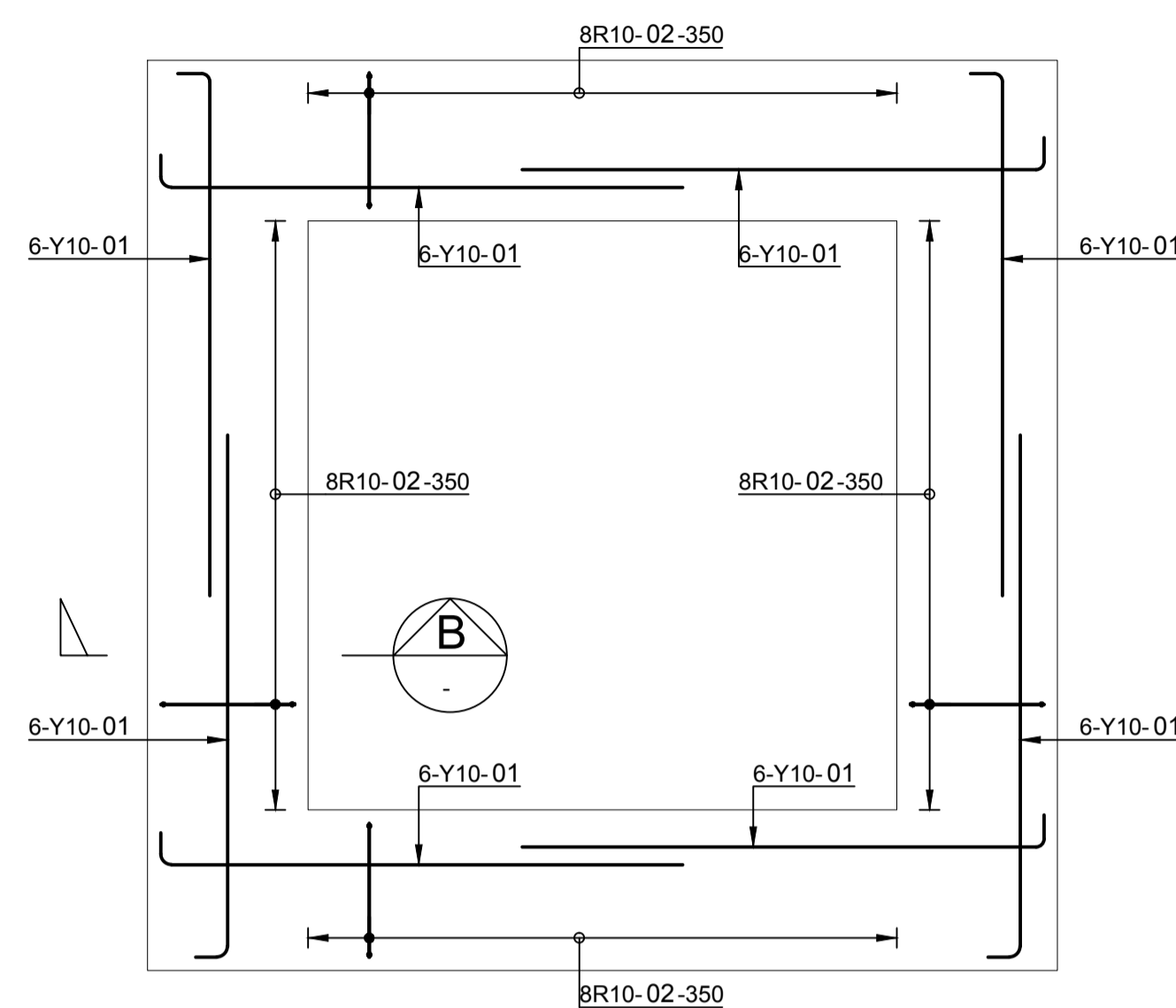
PROJECT  
**AMA 1  
RESETTLEMENT  
VILLAGE**

DRAWING DESCRIPTION  
**BUS STATION - TICKET  
SALES BUILDING**

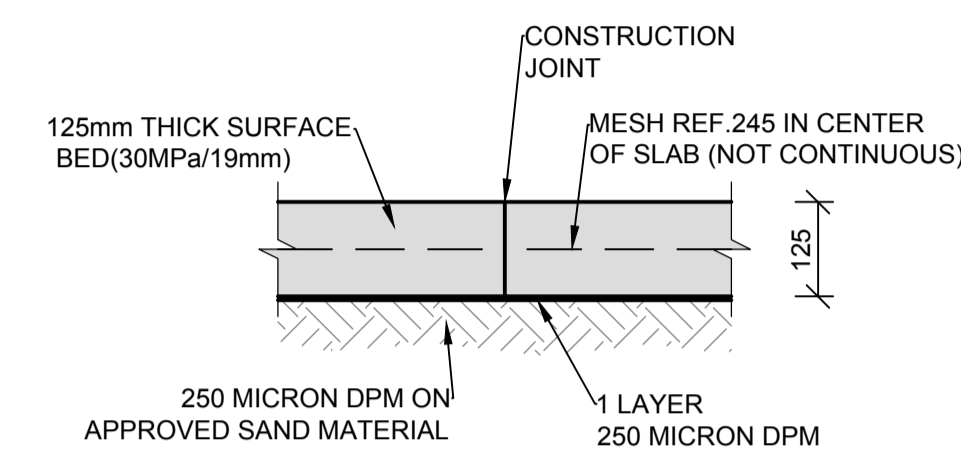
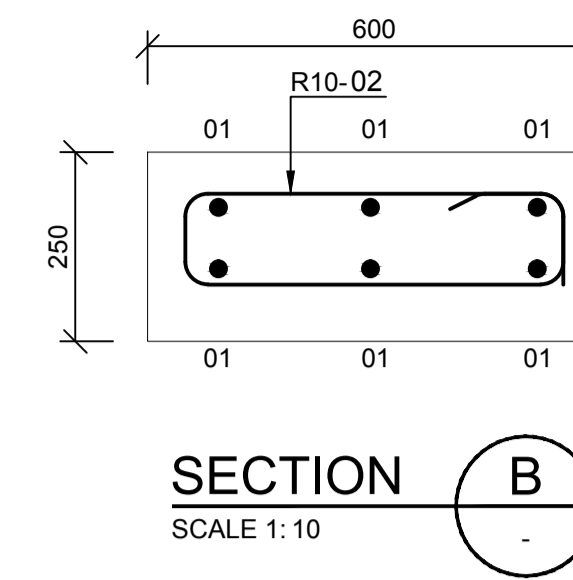
|  |                  |
|--|------------------|
| SCALE<br>AS SHOWN<br>ORIGINAL DWG SIZE A1                | DATE<br>DEC 2015 |
| DRAWING NUMBER<br>C00290-00-ST-DAL-0026-001              | REV NO<br>0      |
| ANADARKO DRAWING NUMBER<br>EA-MZ-CI0100-WOR-E04-00005-01 |                  |



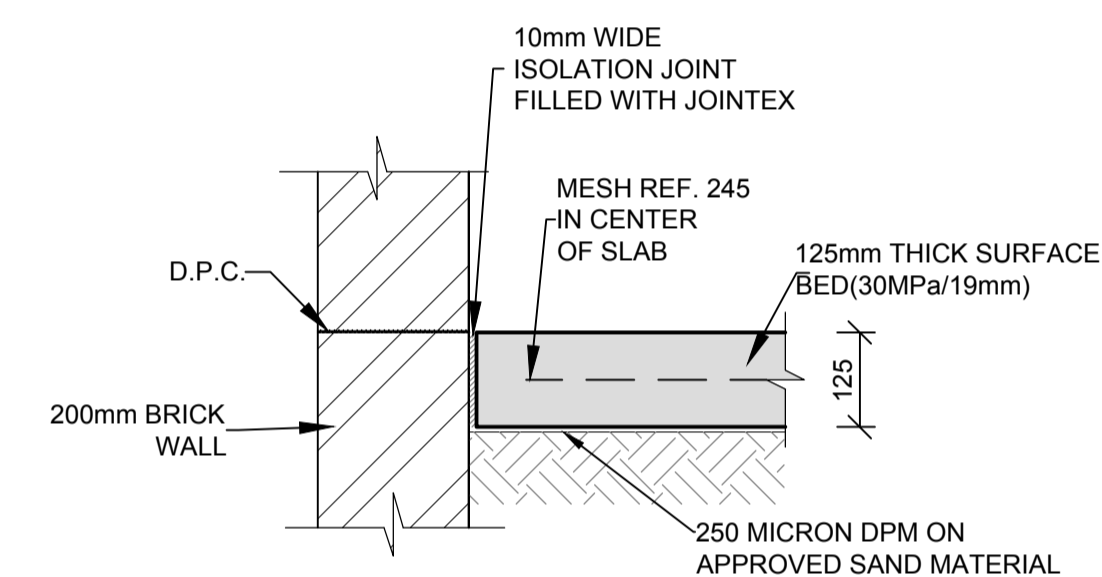
**FOUNDATION LAYOUT**  
SCALE 1:25



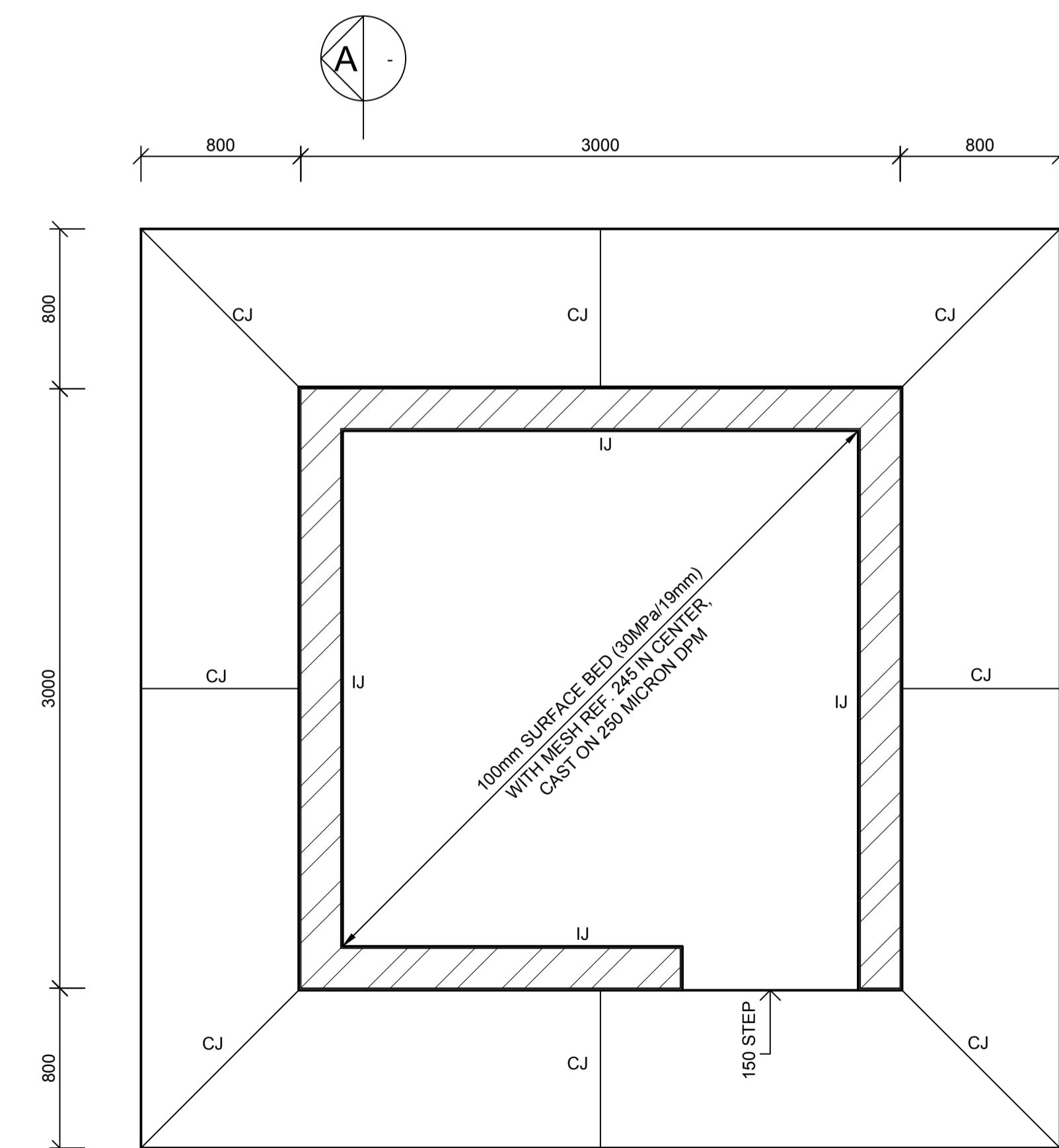
**STRIP FOUNDATIONS  
REINFORCEMENT**  
SCALE 1:25



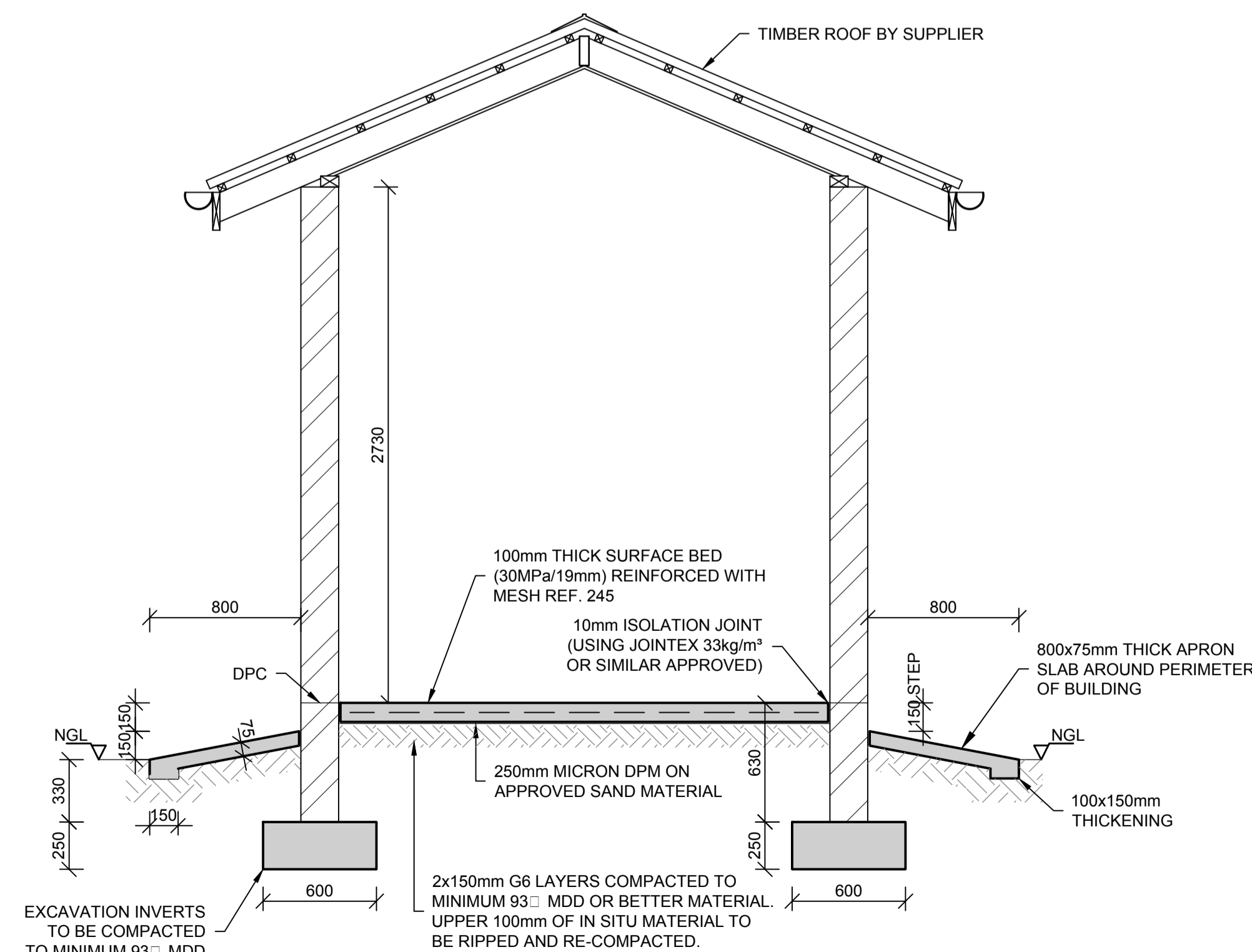
**TYPICAL CONSTRUCTION JOINT (C.J.)**  
SCALE 1:10



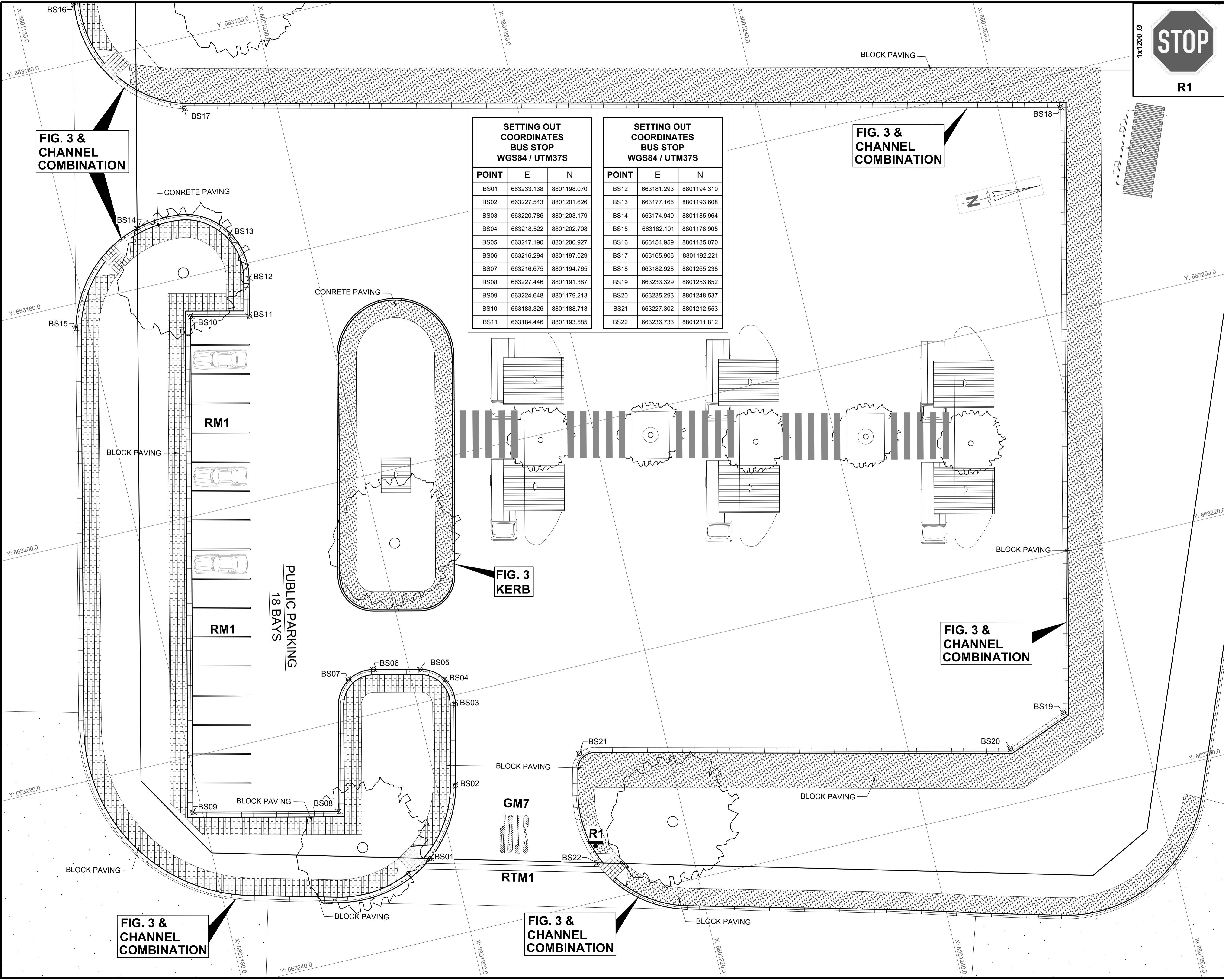
**ISOLATION JOINT (I.J.)**  
SCALE 1:10



**SURFACE BED LAYOUT**  
SCALE 1:25



**SECTION A**  
SCALE 1:25

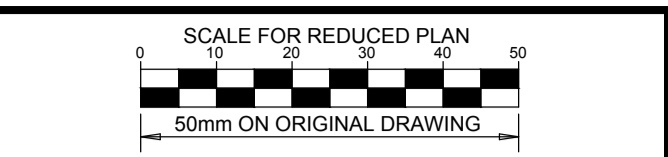


**SETTING OUT COORDINATES BUS STOP WGS84 / UTM37S**

| POINT | E          | N           |
|-------|------------|-------------|
| BS01  | 663233.138 | 8801198.070 |
| BS02  | 663227.543 | 8801201.626 |
| BS03  | 663220.786 | 8801203.179 |
| BS04  | 663218.522 | 8801202.798 |
| BS05  | 663217.190 | 8801200.927 |
| BS06  | 663216.294 | 8801197.029 |
| BS07  | 663216.675 | 8801194.765 |
| BS08  | 663227.446 | 8801191.387 |
| BS09  | 663224.648 | 8801179.213 |
| BS10  | 663183.326 | 8801188.713 |
| BS11  | 663184.446 | 8801193.585 |

**SETTING OUT COORDINATES BUS STOP WGS84 / UTM37S**

| POINT | E          | N           |
|-------|------------|-------------|
| BS12  | 663181.293 | 8801194.310 |
| BS13  | 663177.166 | 8801193.608 |
| BS14  | 663174.949 | 8801185.964 |
| BS15  | 663182.101 | 8801178.905 |
| BS16  | 663154.959 | 8801185.070 |
| BS17  | 663165.906 | 8801192.221 |
| BS18  | 663182.928 | 8801265.238 |
| BS19  | 663233.329 | 8801253.652 |
| BS20  | 663235.293 | 8801248.537 |
| BS21  | 663227.302 | 8801212.553 |
| BS22  | 663236.733 | 8801211.812 |



**NOTES**  
**LEGEND**  
 RTM1 = 500 mm WIDTH



REFERENCE DWG's No:  
 1. EA-MZ-CI000-WOR-E05-00016-06

**ISSUED FOR CONSTRUCTION**

WorleyParsons RSA retains the copyright in all intellectual property, including designs and/or documents prepared in terms of this appointment for the project covered by the appointment. The client may use the designs and/or documents for the sole purpose of their intended use on this project only subject to payment for the design having been received. Use for any other purpose, whether or not the design and/or documents have been paid for constitutes an infringement of copyright, and all rights are reserved.  
All dimensions must be verified on site before the works commence. Refer any discrepancies to the Engineer. Copyright reserved

**REVISIONS**

| NO. | DATE     | CHECKED BY | DONE BY | DESCRIPTION                |
|-----|----------|------------|---------|----------------------------|
| A   | 04/08/15 | D. d T.    | A.U.    | ISSUED FOR INTERNAL REVIEW |
| B   | 09/09/15 | D. d T.    | A.U.    | ISSUED FOR DETAIL DESIGN   |
| C   | 28/09/15 | D. d T.    | A.U.    | ISSUED FOR SQUAD CHECK     |
| D   | 13/10/15 | D. d T.    | A.U.    | ISSUED FOR CLIENT REVIEW   |
| E   | 30/10/15 | D. d T.    | A.U.    | ISSUED FOR CLIENT APPROVAL |
| 0   | 01/12/15 | D. d T.    | A.U.    | ISSUED FOR CONSTRUCTION    |

**WorleyParsons**  
 resources & energy  
 39 MELROSE BOULEVARD, MELROSE ARCH, JOHANNESBURG  
 P.O. Box 61232, MARSHALLTOWN, 2107  
 TEL: +27 (0)11 218 3000  
 FAX: +27(0)11 218 3100  
 www.worleyparsons.com  
 WorleyParsons RSA (Pty) Ltd.

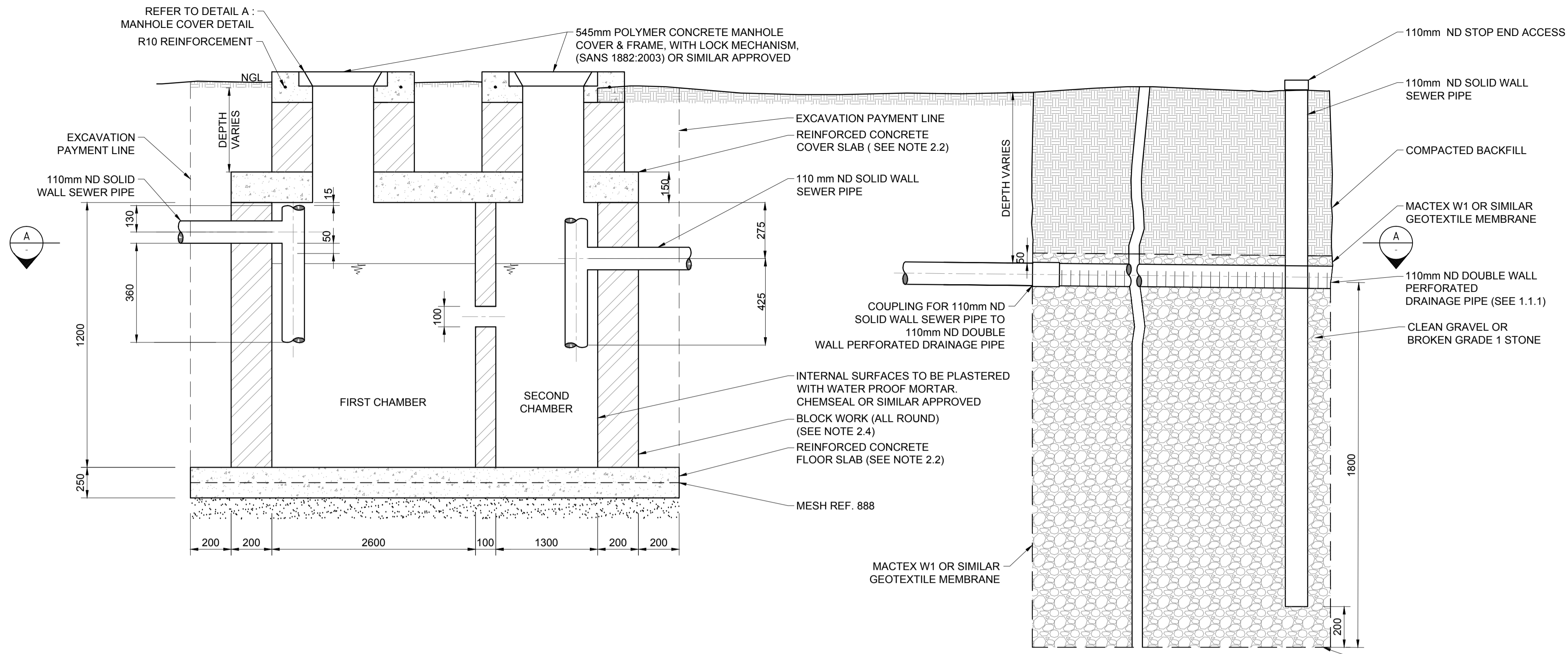
| NAME                                | SIGNATURE          | DATE       |
|-------------------------------------|--------------------|------------|
| DRAWN BY: A.UJUMA                   | <i>[Signature]</i> | 01/12/2015 |
| CHECKED: D. du TOIT                 | <i>[Signature]</i> | 01/12/2015 |
| DESIGNER: R. van SCHALKWYK          | <i>[Signature]</i> | 01/12/2015 |
| PR ENG: D. du TOIT                  | <i>[Signature]</i> | 01/12/2015 |
| PROJECT ENG. MANAGER: L. PADAYACHEE | <i>[Signature]</i> | 01/12/2015 |
| LOCAL PR ENG:                       |                    |            |
| CLIENT:                             |                    |            |



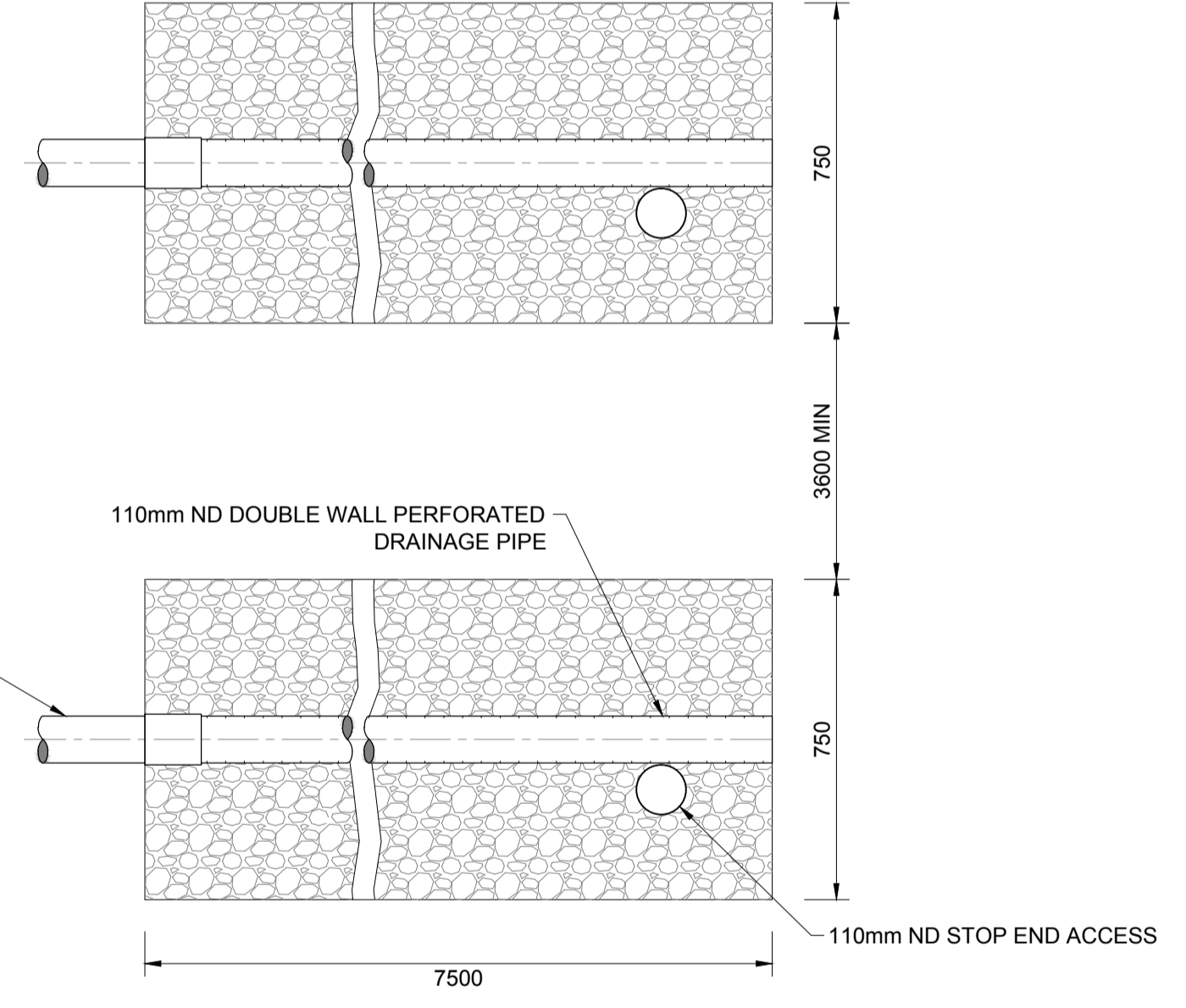
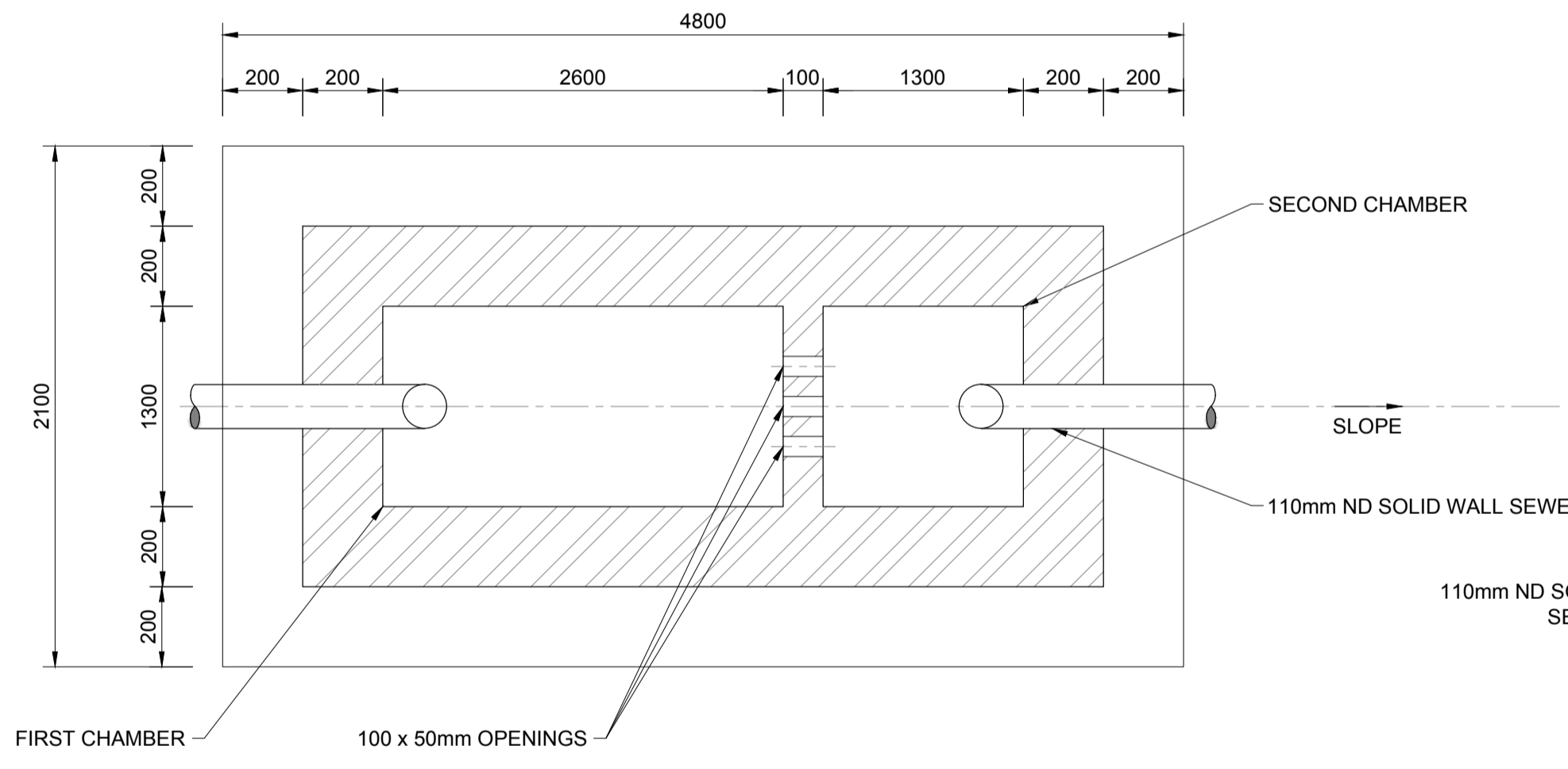
PROJECT  
**AMA 1**  
**RESETTLEMENT VILLAGE**  
 DRAWING DESCRIPTION

**PARKING AREA**  
**BUS STOP**

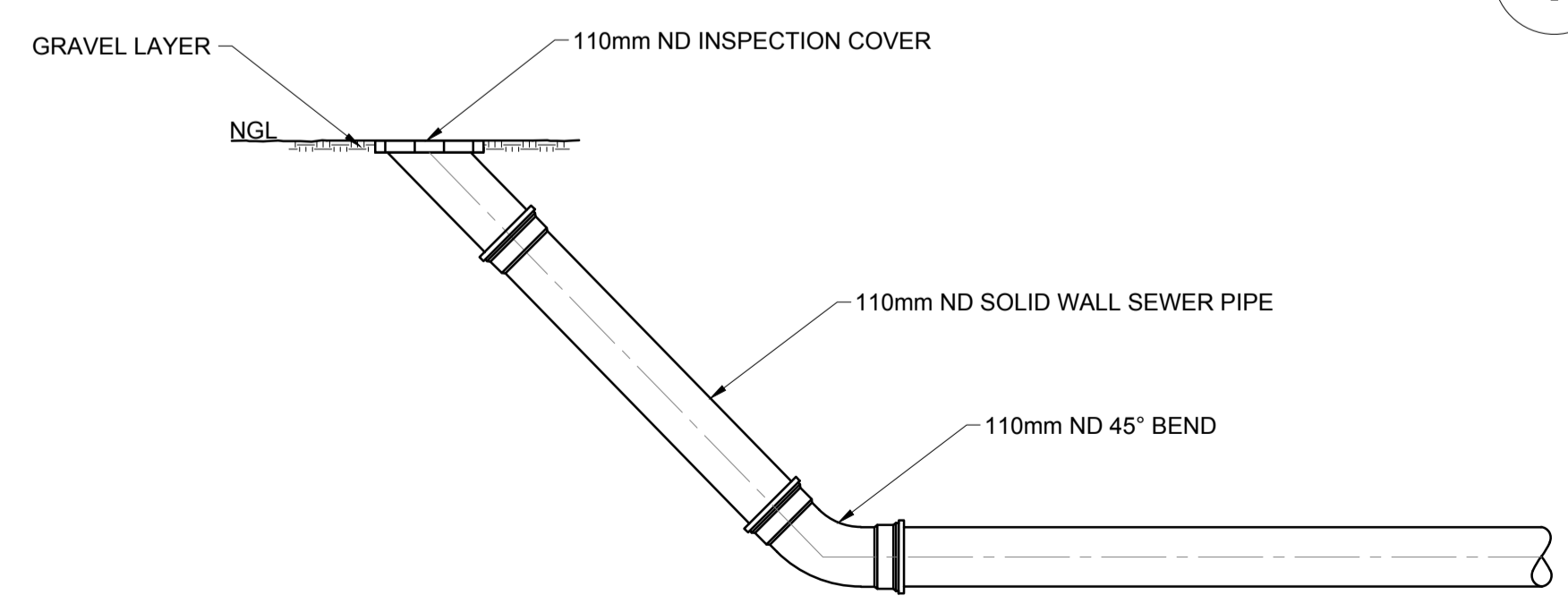
|  |                       |
|--|-----------------------|
| SCALE<br>1:150<br>ORIGINAL DWG SIZE A1                   | DATE<br>DECEMBER 2015 |
| DRAWING NUMBER<br>C00290-00-CI-DLP-0020-001              | REV NO<br>0           |
| ANADARKO DRAWING NUMBER<br>EA-MZ-CI0000-WOR-E05-00056-01 |                       |



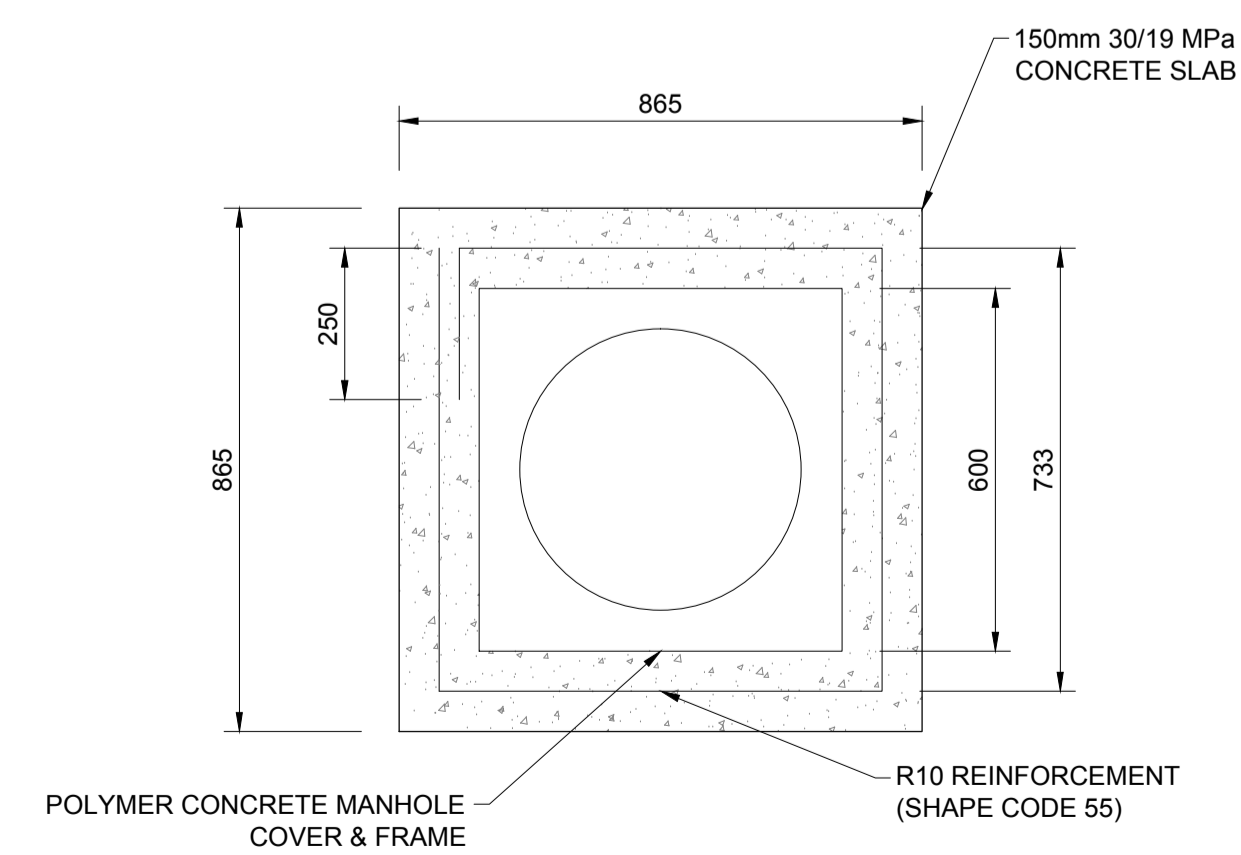
**TYPICAL SIDE SECTION DETAIL (SCHEMATIC)**  
N.T.S.



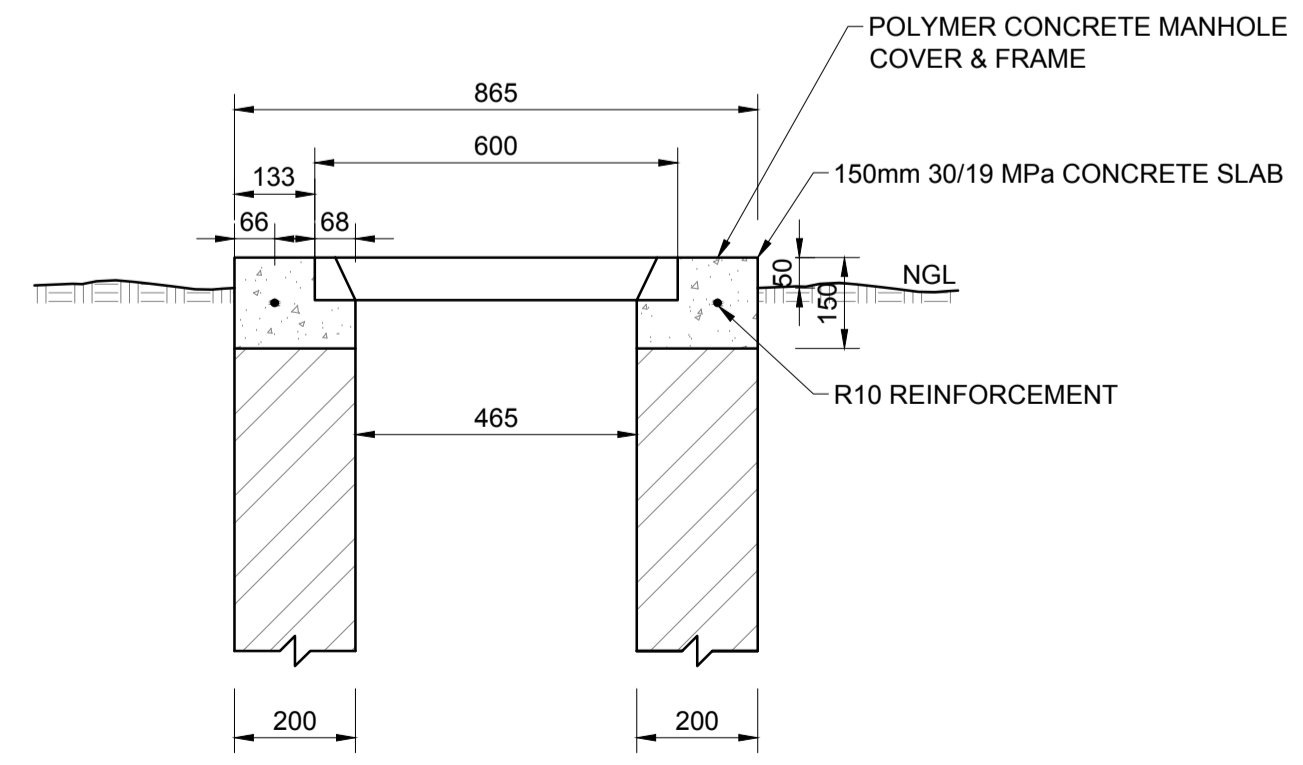
**SECTION A**  
N.T.S.



**END LINE INSPECTION EYE DETAIL**  
N.T.S.



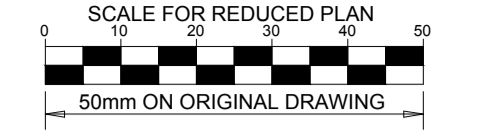
**DETAIL A: DETAIL OF MANHOLE COVER**  
N.T.S.



- 1. SOAK AWAYS**
- 1.1 CONSTRUCTION OF SOAK AWAYS:**
- 1.1.1 USE PERFORATED DRAINAGE PIPES, WITH THE SLOTS/HOLES AT THE BOTTOM, LAY IN TRENCHES OF A UNIFORM GRADIENT NOT STEEPER THAN 1:200. PERFORATED 'FLEXICOL' TYPE PIPE IS NOT ALLOWED.
  - 1.1.2 THE LENGTH OF A SINGLE TRENCH SHOULD NOT EXCEED 30m.
  - 1.1.3 PIPES SHOULD BE LAID ON CLEAN GRAVEL OR BROKEN GRADE 1 STONE (20mm - 50mm).
  - 1.1.4 SOAK AWAY TRENCHES SHOULD BE FILLED TO A LEVEL OF 50mm ABOVE THE PIPE AND COVERED WITH A LAYER OF GEOTEXTILE MEMBRANE TO PREVENT ENTRY OF FINES.
  - 1.1.5 THE REMAINDER OF THE SOAK AWAY TRENCH CAN BE FILLED WITH EXCAVATED MATERIAL.
  - 1.1.6 THE SOAK AWAY AND ASSOCIATED DRAINAGE MUST COMPLY WITH SANS 0252-2 AND SANS 10400-P:2010.
  - 1.1.7 THE AREA OF THE SOAK AWAY IS CALCULATED AFTER CARRYING OUT A MINIMUM OF THREE PERCOLATION TESTS IN THE PROPOSED DRAIN FIELD AREA, OVER THREE CONSECUTIVE DAYS AND APPLYING A FORMULA AS DETAILED IN SANS 10400-P: 2010.
  - 1.1.8 DRAINAGE TRENCHES SHOULD BE 750mm WIDE WITH AREAS OF UNDISTURBED GROUND OF MINIMUM 3.6m WIDE BETWEEN PARALLEL TRENCHES.
  - 1.1.9 A SOAK AWAY SHALL:
    - a) BE SO CONSTRUCTED AND LOCATED AS NOT TO CAUSE THE POLLUTION OF ANY SPRING, STREAM, WELL OR OTHER SOURCE OF WATER WHICH IS USED OR IS LIKELY TO BE USED, FOR DRINKING, DOMESTIC USE OR KITCHEN PURPOSES.
    - b) BE SO POSITIONED THAT THE FOUNDATIONS OF ADJACENT BUILDINGS ARE NOT ADVERSELY AFFECTED BY ITS DISCHARGE, AND
    - c) BE NOT LESS THAN 3m FROM ANY BUILDING OR BOUNDARY OF THE SITE ON WHICH IT IS SITUATED.
  - 1.1.10 THE SUSCEPTIBILITY OF A WATER SOURCE TO POLLUTION DECREASES SHARPLY AS ITS DISTANCE FROM A SOAK AWAY INCREASES, EXCEPT IN AREAS WITH FISSURED ROCK, LIMESTONE OR VERY COARSE SAND. SOAK AWAY DRAINS SHOULD, WHERE POSSIBLE, BE LOCATED DOWNHILL OF A WATER SOURCE SUCH AS A BOREHOLE OR SPRING. WHERE LOCATION DOWNHILL OF SUCH WATER SOURCE IS NOT POSSIBLE, SOAK AWAYS SHOULD BE LOCATED AT LEAST 50m FROM THE WATER SOURCE.
  - 1.1.11 SOAK AWAYS SHOULD PREFERABLY BE CONSTRUCTED ALONG THE CONTOUR OF THE SOIL SURFACE.
  - 1.1.12 LENGTH OF SOAK AWAY DETERMINED IN ACCORDANCE WITH SANS 10400-P:2010.
  - 1.1.13 NO SOAK AWAY SHALL BE CONSTRUCTED:
    - a) IN GROUND THAT HAS A PERCOLATION RATE THAT EXCEEDS 30 MINUTES (REFER TO SANS 10400-P:2010)
    - b) WHERE EFFLUENT MIGHT FLOW OUT DUE TO THE CONTOURS OF, OR THE STRATA FORMING, THE GROUND.
    - c) WHERE THE SITE TO BE AFFECTED BY SUCH EFFLUENT IS OF INSUFFICIENT SIZE TO ACCOMMODATE THE SOAKING AWAY OF THE EFFLUENT; OR
    - d) WHERE THE LEVEL OF THE WATER TABLE IS, OR MIGHT BE, SUCH AS TO PREVENT ADEQUATE PERCOLATION.

- 2. STRUCTURAL**
- 2.1 ALL SEPTIC TANK EXCAVATION INVERTS TO BE COMPACTED TO 93% MOD AASHTO (MINIMUM).
  - 2.2 ALL FLOOR AND COVER SLABS TO BE REINFORCED WITH MESH REF. 888, PLACED IN CENTER OF SLAB.
  - 2.3 CONCRETE STRENGTH REQUIREMENT AT 28 DAYS: 30/19 MPa.
  - 2.4 ALL 200mm BLOCK WORK TO BE FILLED WITH CONCRETE (30 MPa/19mm).

| REFERENCES                    |   |
|-------------------------------|---|
| ANADARKO DRAWING NO.          | DRAWING DESCRIPTION   |
| EA-MZ-CI0100-WOR-E05-00895-01 | COMMUNITY FACILITIES: BUS STOP: WATER AND SANITATION LAYOUT SHEET 1 of 3  |
| EA-MZ-CI0100-WOR-E05-00895-02 | COMMUNITY FACILITIES: BUS STOP: DETAILS OF TOILET FACILITIES SHEET 2 of 3 |



**NOTES**

**ISSUED FOR CONSTRUCTION**

WorleyParsons RSA retains the copyright in all intellectual property, including designs and/or documents prepared in terms of this appointment for the project covered by the appointment. The client may use the designs and/or documents for the sole purpose of their intended use on this project only subject to payment for the design having been received. Use for any other purpose, whether or not the design and/or documents have been paid for constitutes an infringement of copyright, and all rights are reserved.

All dimensions must be verified on site before the works commence. Refer any discrepancies to the Engineer. Copyright reserved

**REVISIONS**

| NO. | DATE     | CHECKED BY | DONE BY | DESCRIPTION                |
|-----|----------|------------|---------|----------------------------|
| A   | 10/09/15 | LL         | WVS     | ISSUED FOR INTERNAL REVIEW |
| B   | 16/09/15 | LL         | WVS     | ISSUED FOR DETAIL DESIGN   |
| C   | 29/09/15 | LL         | WVS     | ISSUED FOR SQUAD CHECK     |
| D   | 06/10/15 | LL         | WVS     | ISSUED FOR CLIENT REVIEW   |
| E   | 06/11/15 | LL         | WVS     | ISSUED FOR CLIENT APPROVAL |
| 0   | 03/12/15 | LL         | WVS     | ISSUED FOR CONSTRUCTION    |

**WorleyParsons**  
resources & energy

39 MELROSE BOULEVARD, MELROSE ARCH, JOHANNESBURG  
P.O. Box 61232, MARSHALLTOWN, 2107  
TEL: +27 (0) 11 218 3000  
FAX: +27(0)11 218 3100  
www.worleyparsons.com  
WorleyParsons RSA (Pty) Ltd.

| NAME                              | SIGNATURE          | DATE       |
|-----------------------------------|--------------------|------------|
| DRAWN BY: W v STADEN              | <i>[Signature]</i> | 03/12/2015 |
| CHECKED: LH LOUW                  | <i>[Signature]</i> | 03/12/2015 |
| DESIGNER: B VAN SCHOOR            | <i>[Signature]</i> | 03/12/2015 |
| PR ENG: LH LOUW 20090253          | <i>[Signature]</i> | 03/12/2015 |
| PROJECT ENG MANAGER: L PADAYACHEE | <i>[Signature]</i> | 03/12/2015 |
| LOCAL PR ENG:                     |                    |            |
| CLIENT:                           |                    |            |



PROJECT  
**AMA 1 RESETTLEMENT VILLAGE**

DRAWING DESCRIPTION  
**COMMUNITY FACILITIES: BUS STOP: DETAILS OF SEPTIC TANK INSTALLATION**  
SHEET 3 OF 3

SCALE: AS SHOWN ORIGINAL DWG SIZE A1  
DATE: DECEMBER 2015

DRAWING NUMBER: C00290-00-WW-DRD-0025-003  
REV NO: 0

ANADARKO DRAWING NUMBER: EA-MZ-CI0100-WOR-E05-00895-03



**NOTES**

1. ENVIRO LOO SUITABLE FOR INDUSTRIAL USE CAPACITY PER ENVIRO LOO, 20 TO 40 USERS PER DAY.
2. ENVIRO LOO TO BE INSTALLED IN ACCORDANCE WITH MANUFACTURER'S SPECIFICATIONS.


**ISSUED FOR CONSTRUCTION**

WorleyParsons RSA retains the copyright in all intellectual property, including designs and/or documents prepared in terms of this appointment for the project covered by the appointment. The client may use the designs and/or documents for the sole purpose of their intended use on this project only subject to payment for the design having been received. Use for any other purpose, whether or not the design and/or documents have been paid for constitutes an infringement of copyright, and all rights are reserved.

All dimensions must be verified on site before the works commence. Refer any discrepancies to the Engineer. Copyright reserved

**REVISIONS**

| NO. | DATE     | CHECKED | DONE BY | DESCRIPTION                |
|-----|----------|---------|---------|----------------------------|
| A   | 15/09/15 | LL      | CS      | ISSUED FOR INTERNAL REVIEW |
| B   | 16/09/15 | LL      | CS      | ISSUED FOR DETAIL DESIGN   |
| C   | 30/09/15 | LL      | WVS     | ISSUED FOR SQUAD CHECK     |
| D   | 06/10/15 | LL      | WVS     | ISSUED FOR CLIENT REVIEW   |
| E   | 06/11/15 | LL      | WVS     | ISSUED FOR CLIENT APPROVAL |
| 0   | 03/12/15 | LL      | WVS     | ISSUED FOR CONSTRUCTION    |



resources & energy

39 MELROSE BOULEVARD, MELROSE ARCH, JOHANNESBURG  
P.O. Box 61232, MARSHALLTOWN, 2107  
TEL: +27 (0)11 218 3000  
FAX: +27(0)11 218 3100  
www.worleyparsons.com  
WorleyParsons RSA (Pty) Ltd.

| NAME                               | SIGNATURE | DATE       |
|------------------------------------|-----------|------------|
| DRAWN BY: W v STADEN               |           | 03/12/2015 |
| CHECKED: L LOUW                    |           | 03/12/2015 |
| DESIGNER: L LOUW                   |           | 03/12/2015 |
| PR ENG: L LOUW<br>20090253         |           | 03/12/2015 |
| PROJECT ENG. MANAGER: L PADAYACHEE |           | 03/12/2015 |
| LOCAL PR ENG:                      |           |            |
| CLIENT:                            |           |            |

CLIENT

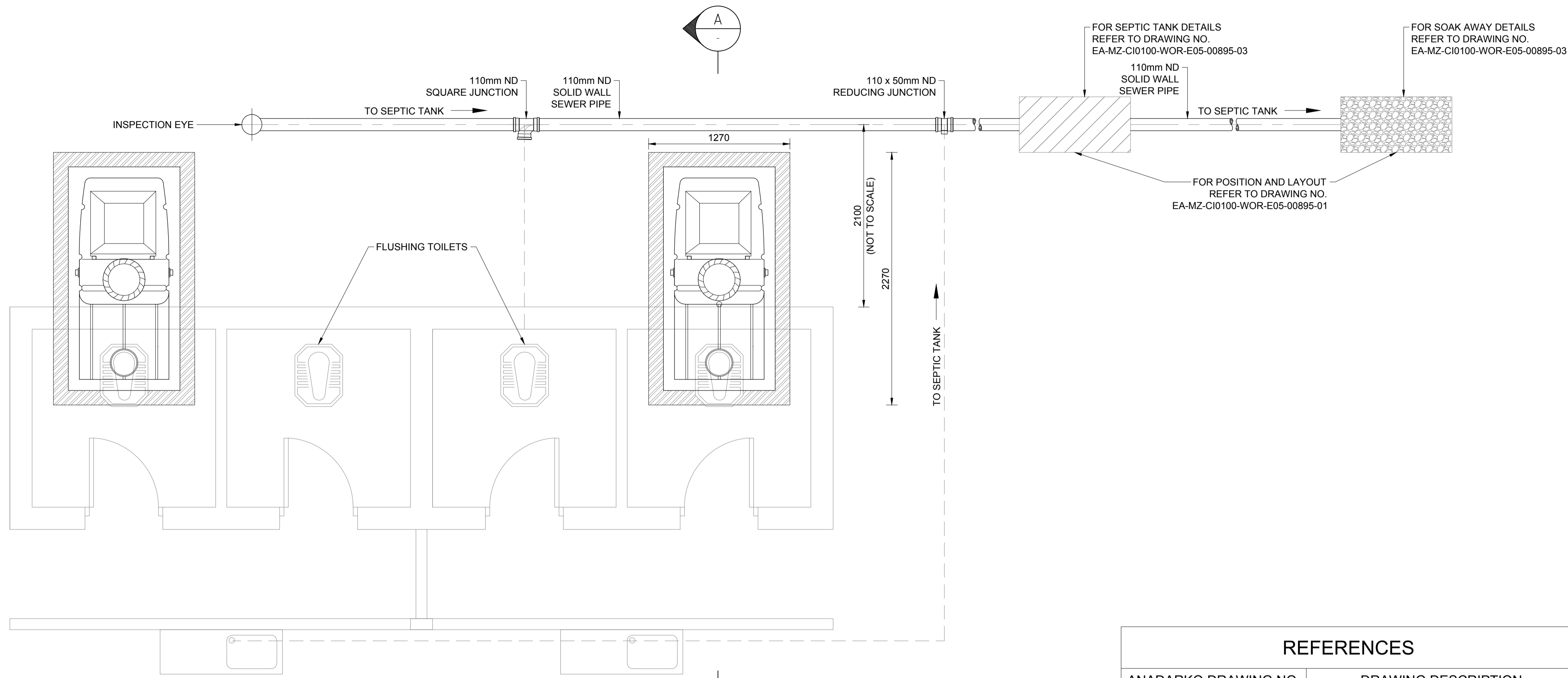


PROJECT  
**AMA 1  
RESETTLEMENT  
VILLAGE**  
DRAWING DESCRIPTION  
**COMMUNITY FACILITIES  
BUS STOP:  
DETAILS OF TOILET  
FACILITIES  
SHEET 2 OF 3**

SCALE AS SHOWN ORIGINAL DWG SIZE A1 DATE DECEMBER 2015

DRAWING NUMBER C00290-00-WW-DRD-0025-002 REV NO 0

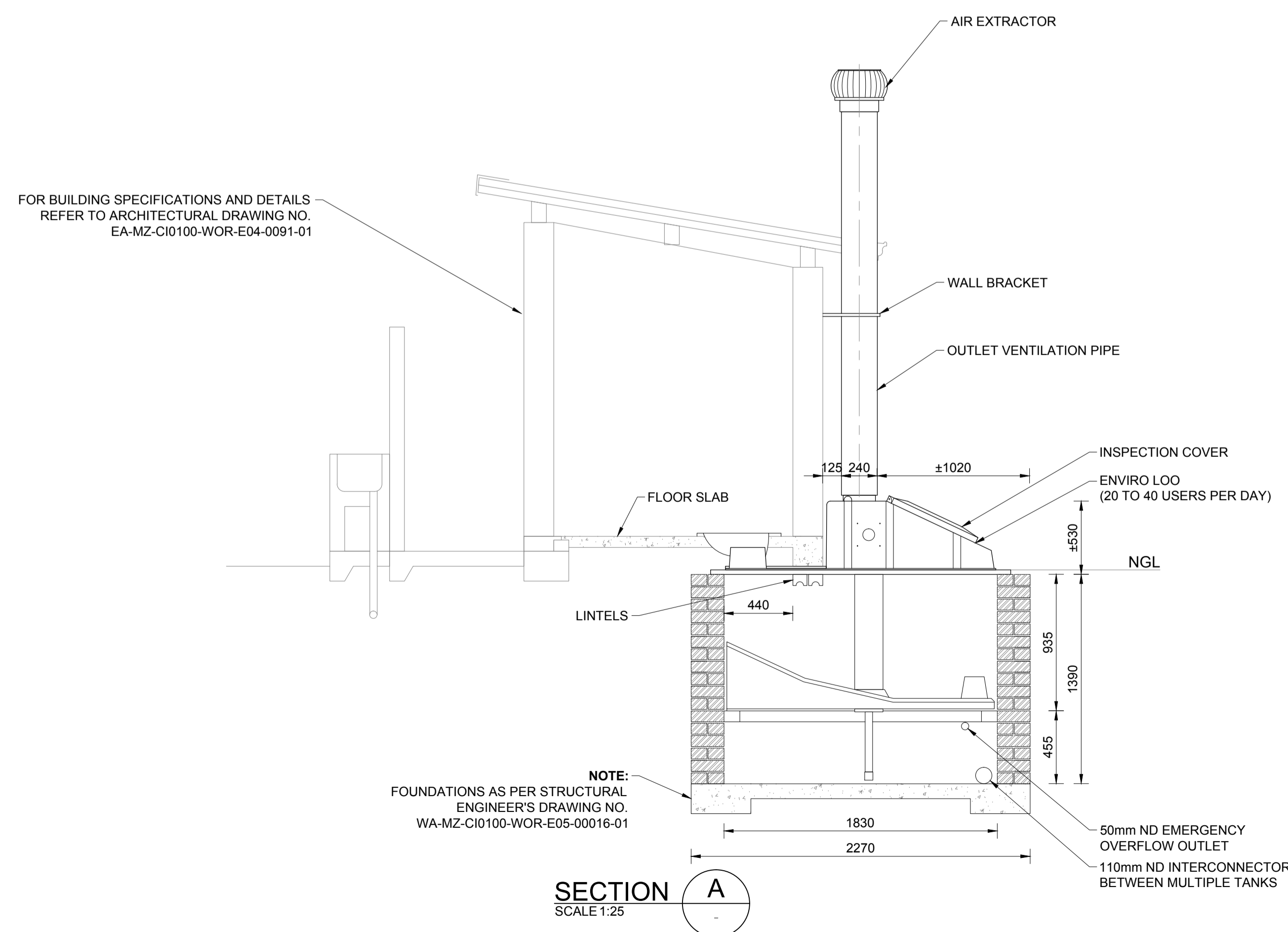
ANADARKO DRAWING NUMBER EZ-MZ-CI0100-WOR-E05-00895-02



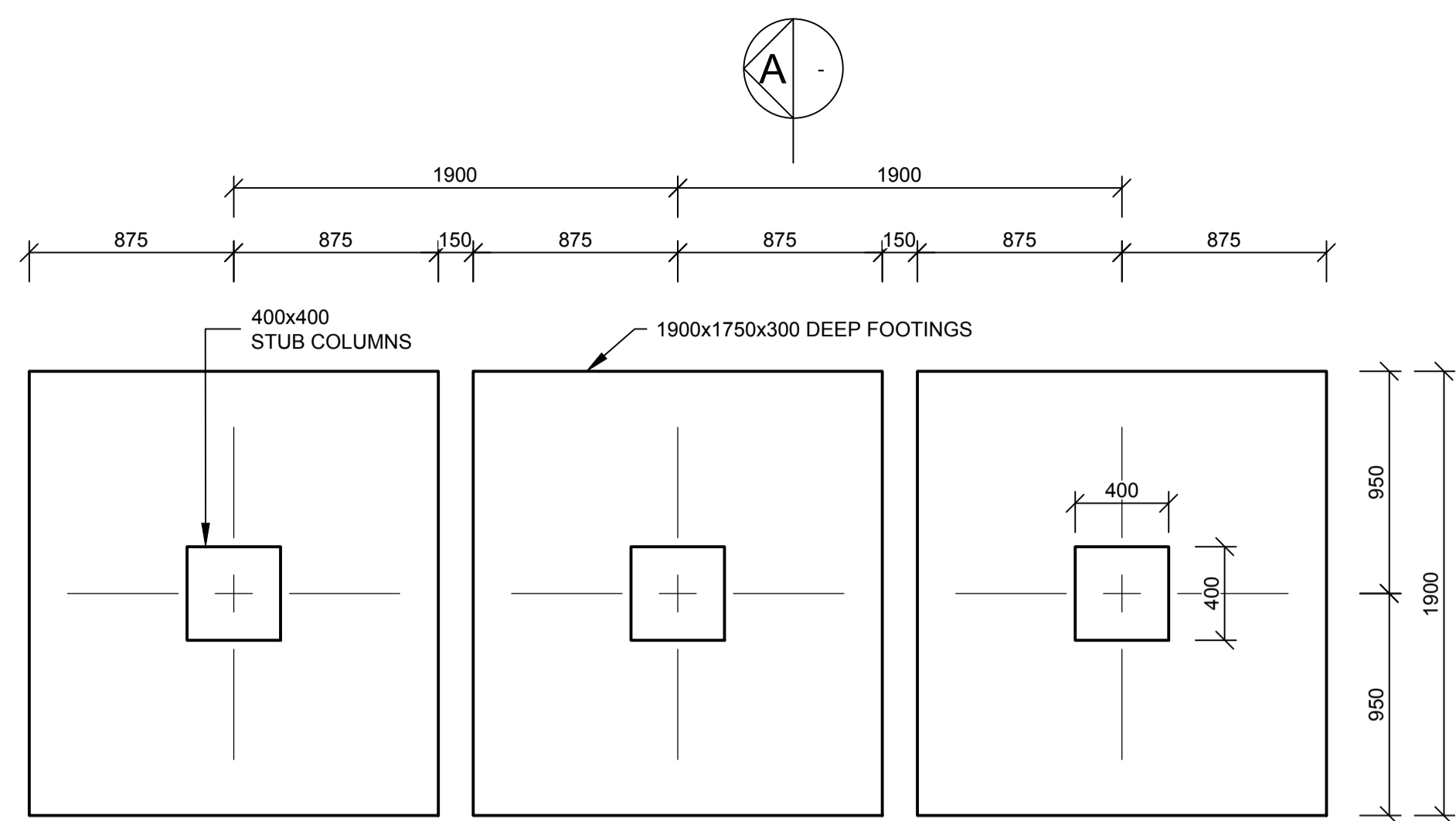
**TYPICAL FLOOR PLAN: ENVIRO LOO (SCHEMATIC)**  
SCALE 1:25

**REFERENCES**

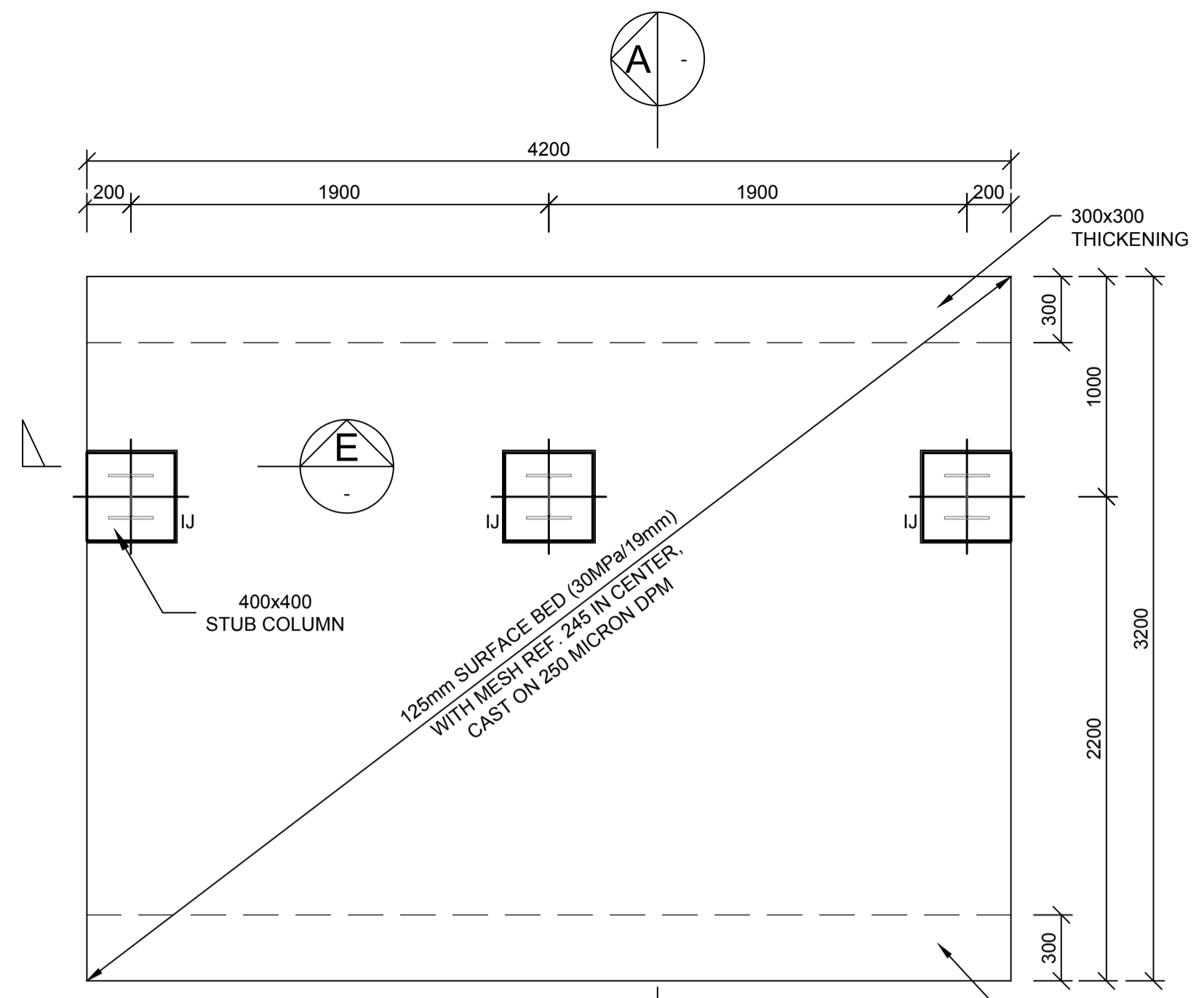
| ANADARKO DRAWING NO.          | DRAWING DESCRIPTION  |
|-------------------------------|--|
| EA-MZ-CI0100-WOR-E05-00895-01 | COMMUNITY FACILITIES: BUS STOP: DETAILS OF TOILET FACILITIES SHEET 1 of 3        |
| EA-MZ-CI0100-WOR-E05-00895-03 | COMMUNITY FACILITIES: BUS STOP: DETAILS OF SEPTIC TANK INSTALLATION SHEET 3 OF 3 |
| EA-MZ-CI0100-WOR-E05-00108-01 | COMMUNITY FACILITIES: BUS STOP: TOILETS: INTERNAL RETICULATIONS                  |



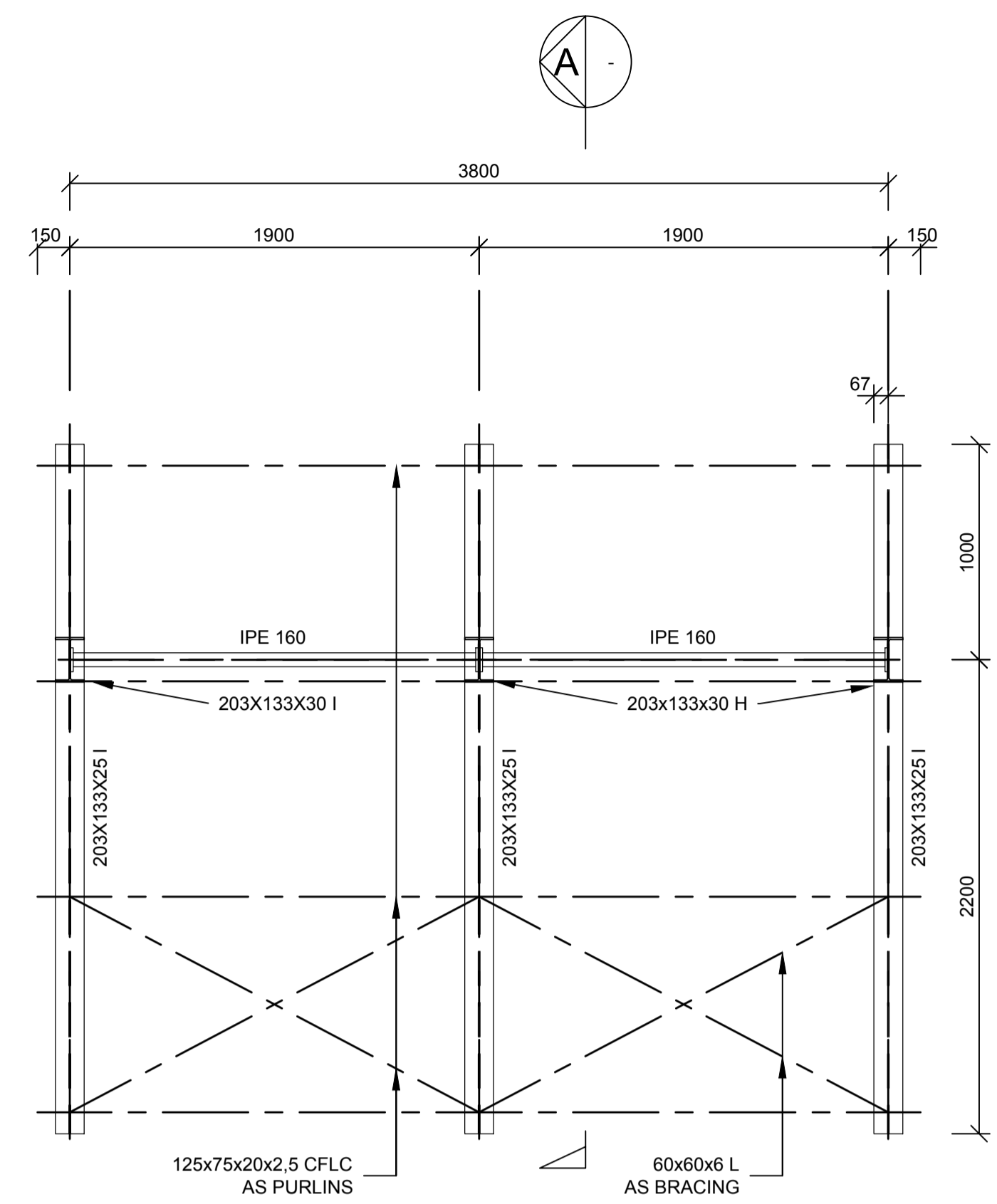
**SECTION A**  
SCALE 1:25



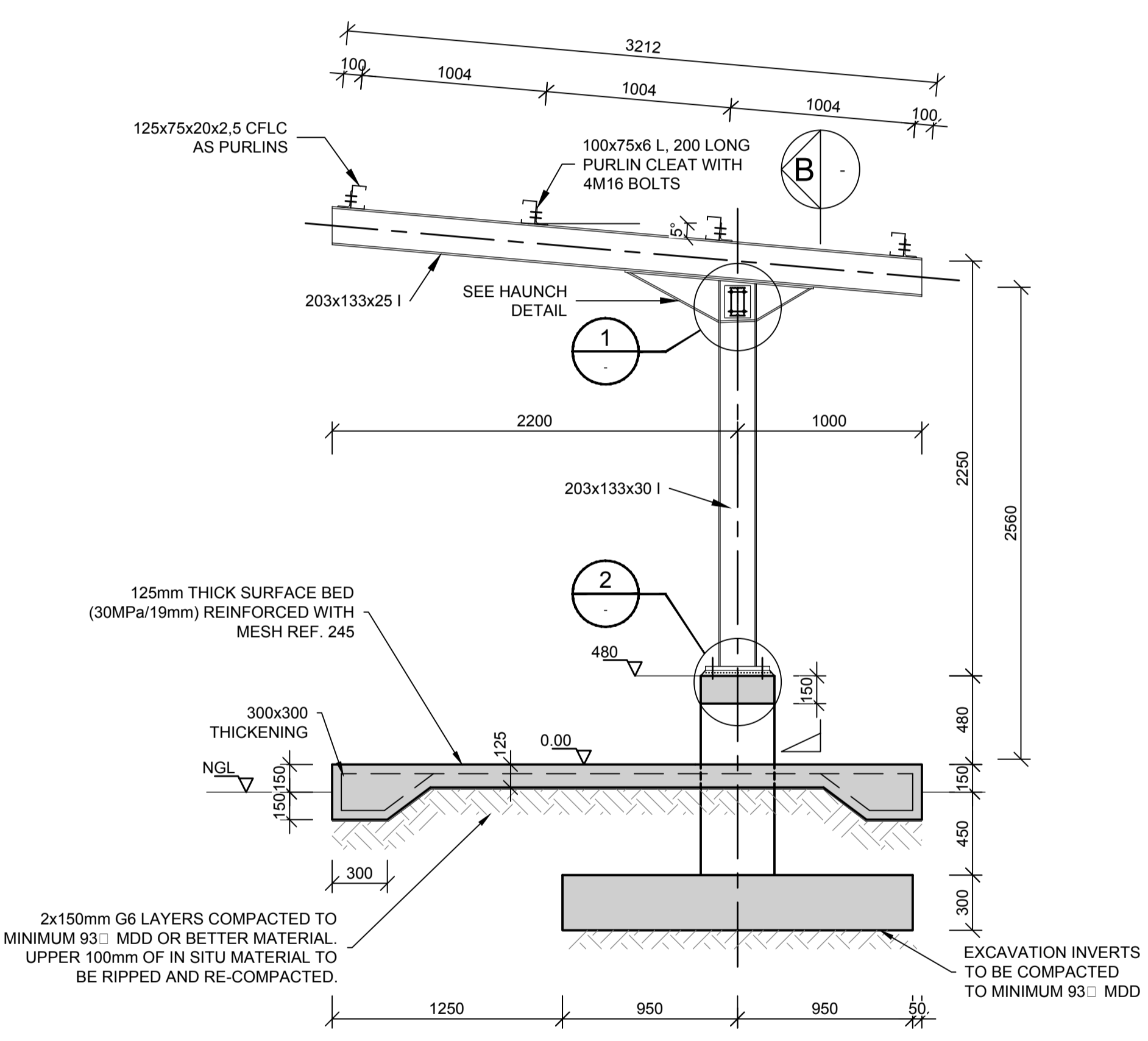
**FOUNDATION LAYOUT**  
SCALE 1 : 25



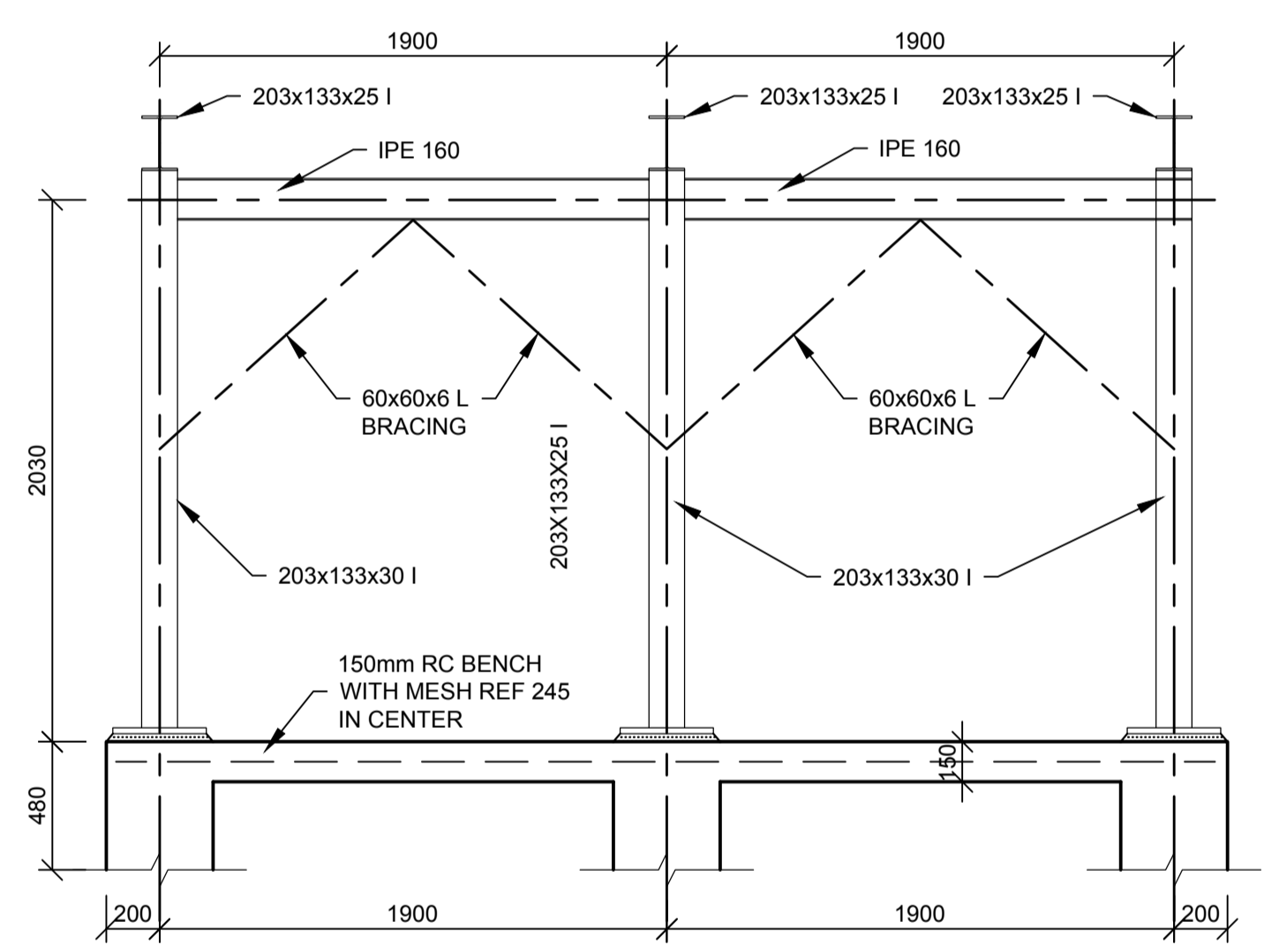
**SURFACE BED LAYOUT**  
SCALE: 1:50



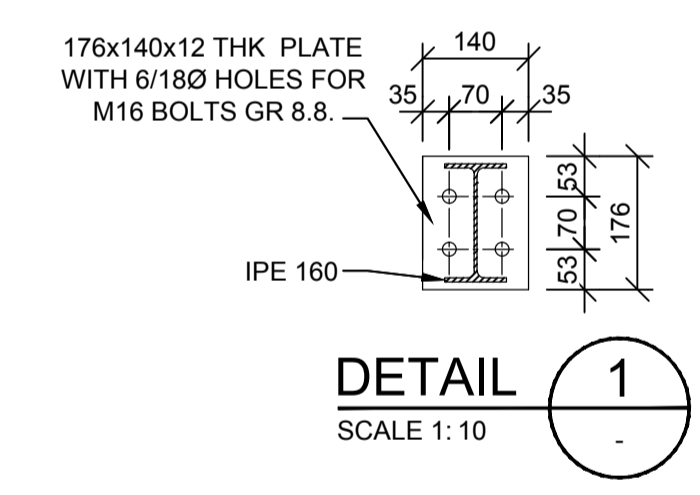
**ROOF LAYOUT**  
SCALE: 1:50



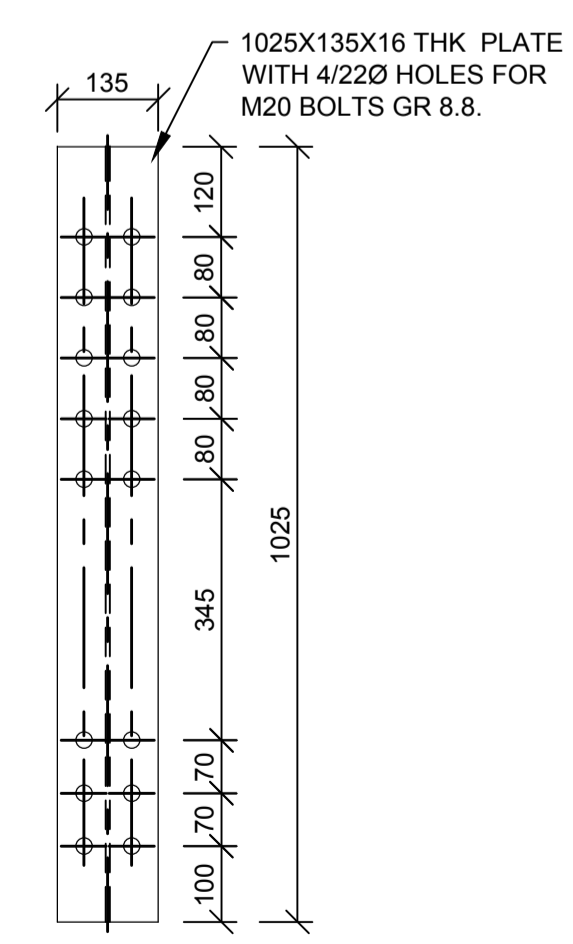
**SECTION A**  
SCALE 1:25



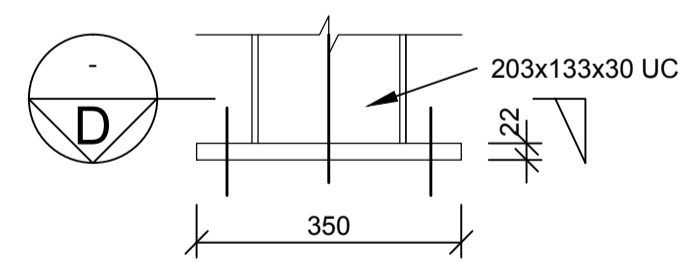
**SECTION B**  
SCALE 1:25



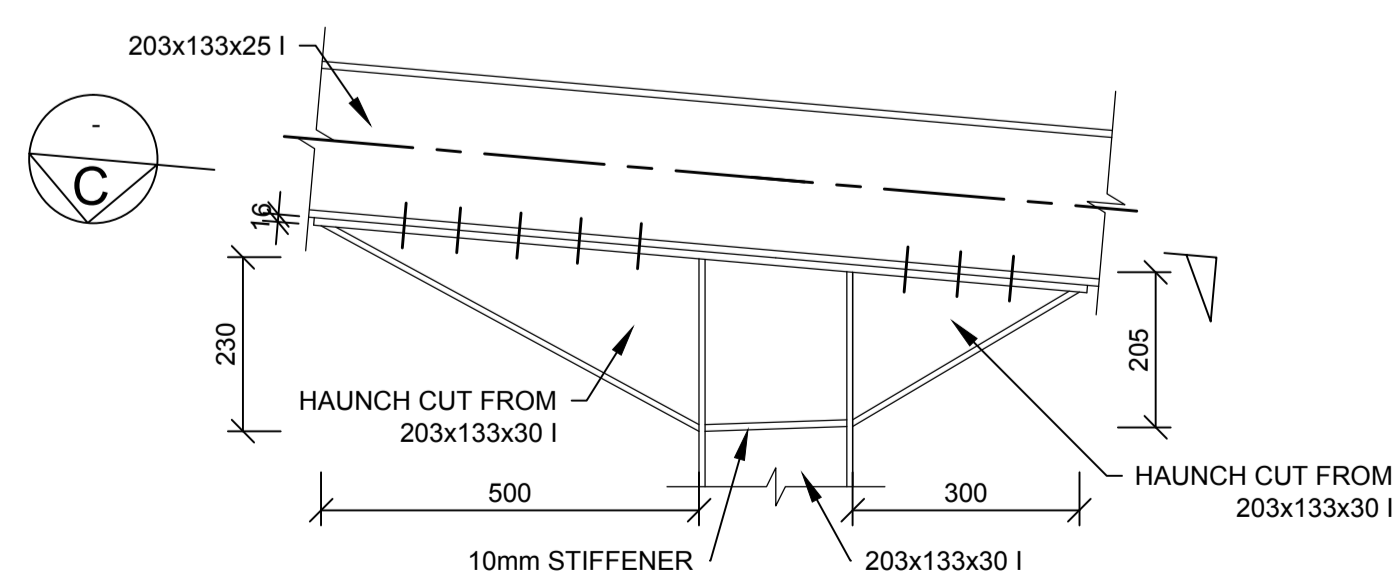
**DETAIL 1**  
SCALE 1:10



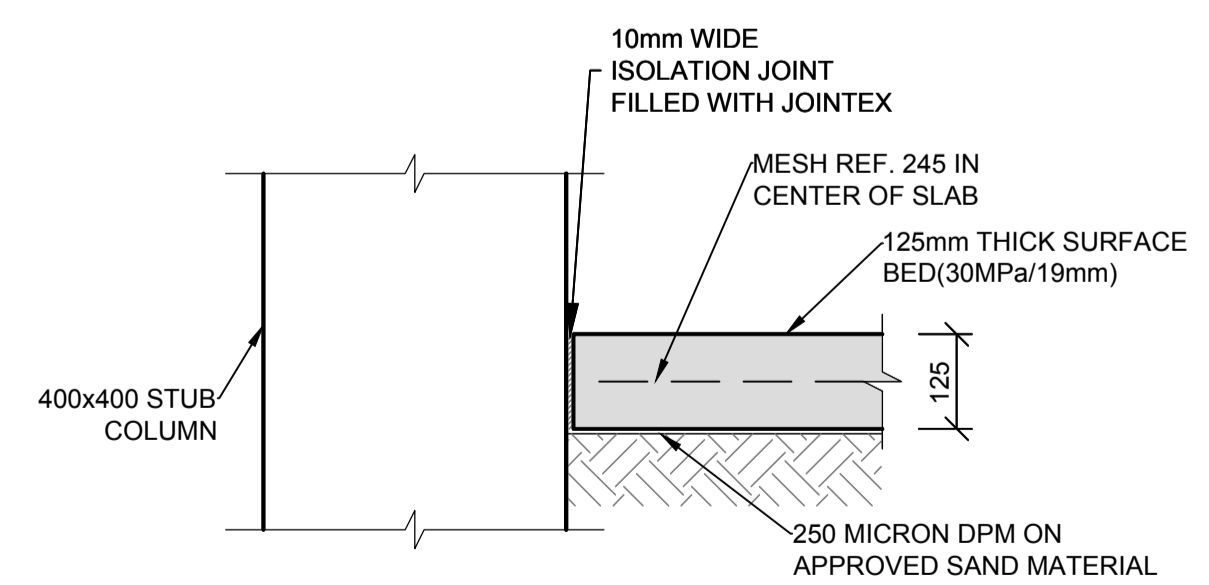
**SECTION C**  
SCALE 1:10



**DETAIL 2**  
SCALE 1:10




**HAUNCH DETAIL**  
SCALE 1 : 10



**ISOLATION JOINT (I.J.)**

**SECTION E**  
SCALE 1:10



**NOTES**

REFER TO STRUCTURAL GENERAL NOTES DRAWING EA-MZ-CI000-WOR-B18-00001-01  
REFER TO ARCHITECTS DRAWING EA-MZ-CI0100-WOR-E04-00800-01  
REFER TO REINFORCEMENT DRAWING EA-MZ-CI0100-WOR-E05-00816-01

**ISSUED FOR CONSTRUCTION**

WorleyParsons RSA retains the copyright in all intellectual property, including designs and/or documents prepared in terms of this appointment for the project covered by the appointment. The client may use the designs and/or documents for the sole purpose of their intended use on this project only subject to payment for the design having been received. Use for any other purpose, whether or not the design and/or documents have been paid for, constitutes an infringement of copyright, and all rights are reserved.  
All dimensions must be verified on site before the works commence. Refer any discrepancies to the Engineer. Copyright reserved

**REVISIONS**

| NO. | DATE     | CHECKED BY | DONE BY | DESCRIPTION                |
|-----|----------|------------|---------|----------------------------|
| A   | 29/07/15 | TS         | NR      | ISSUED FOR INTERNAL REVIEW |
| B   | 03/08/15 | TS         | NR      | ISSUED FOR DETAIL DESIGN   |
| C   | 11/08/15 | TS         | NR      | ISSUED FOR SQUAD CHECK     |
| D   | 29/08/15 | TS         | NR      | ISSUED FOR CLIENT REVIEW   |
| E   | 17/11/15 | TS         | NR      | ISSUED FOR CLIENT APPROVAL |
| F   | 03/12/15 | TS         | NR      | ISSUED FOR CONSTRUCTION    |

**WorleyParsons**  
resources & energy  
39 MELROSE BOULEVARD, MELROSE ARCH, JOHANNESBURG  
P.O. Box 61232, MARSHALLTOWN, 2107  
TEL: +27 (0)11 218 3000  
FAX: +27(0)11 218 3100  
www.worleyparsons.com  
WorleyParsons RSA (Pty) Ltd.

| NAME                              | SIGNATURE           | DATE     |
|-----------------------------------|---------------------|----------|
| DRAWN BY: N ROBINSON              | <i>N Robinson</i>   | 03/12/15 |
| CHECKED: T SNYDERS                | <i>T Snyder</i>     | 03/12/15 |
| DESIGNER: T SNYDERS               | <i>T Snyder</i>     | 03/12/15 |
| PR ENG: I ROBINSON                | <i>I Robinson</i>   | 03/12/15 |
| PROJECT ENG MANAGER: L PADAYACHEE | <i>L Padayachee</i> | 03/12/15 |
| LOCAL PR ENG:                     |                     |          |
| CLIENT:                           |                     |          |

**MOZAMBIQUE**  
GAS DEVELOPMENT PROJECT  
**Anadarko**  
Moçambique Área 1, Lda

PROJECT  
**AMA 1 RESETTLEMENT VILLAGE**  
DRAWING DESCRIPTION  
**BUS STATION**

| SCALE                         | DATE     |
|-------------------------------|----------|
| AS SHOWN                      | DEC 2015 |
| DRAWING NUMBER                | REV NO   |
| C00290-00-ST-DRD-0023-001     | 0        |
| ANADARKO DRAWING NUMBER       |          |
| EA-MZ-CI0100-WOR-E05-00856-01 |          |





**NOTES**

REFER TO STRUCTURAL GENERAL NOTES DRAWING EA-MZ-CI0000-WOR-B18-00001-01  
 REFER TO ARCHITECTS DRAWING C00290-00-AR-DLP-0024-001  
 REFER TO LAYOUT DRAWING EA-MZ-CI0100-WOR-E05-00856-01  
 REFER TO BENDING SCHEDULE 15 ON DRAWING EA-MZ-CI0100-WOR-E05-00062-01

**ISSUED FOR CONSTRUCTION**

WorleyParsons RSA retains the copyright in all intellectual property, including designs and/or documents prepared in terms of this appointment for the project covered by the appointment. The client may use the designs and/or documents for the sole purpose of their intended use on this project only subject to payment for the design having been received. Use for any other purpose, whether or not the design and/or documents have been paid for constitutes an infringement of copyright, and all rights are reserved.

All dimensions must be verified on site before the works commence. Refer any discrepancies to the Engineer. Copyright reserved

**REVISIONS**

| NO. | DATE     | CHECKED BY | DONE BY | DESCRIPTION                |
|-----|----------|------------|---------|----------------------------|
| A   | 01/10/15 | TS         | NR      | ISSUED FOR INTERNAL REVIEW |
| B   | 01/10/15 | TS         | NR      | ISSUED FOR DETAIL DESIGN   |
| C   | 01/10/15 | TS         | NR      | ISSUED FOR SQUAD CHECK     |
| D   | 06/10/15 | TS         | NR      | ISSUED FOR CLIENT REVIEW   |
| E   | 17/11/15 | TS         | NR      | ISSUED FOR CLIENT APPROVAL |
| 0   | 03/12/15 | TS         | NR      | ISSUED FOR CONSTRUCTION    |

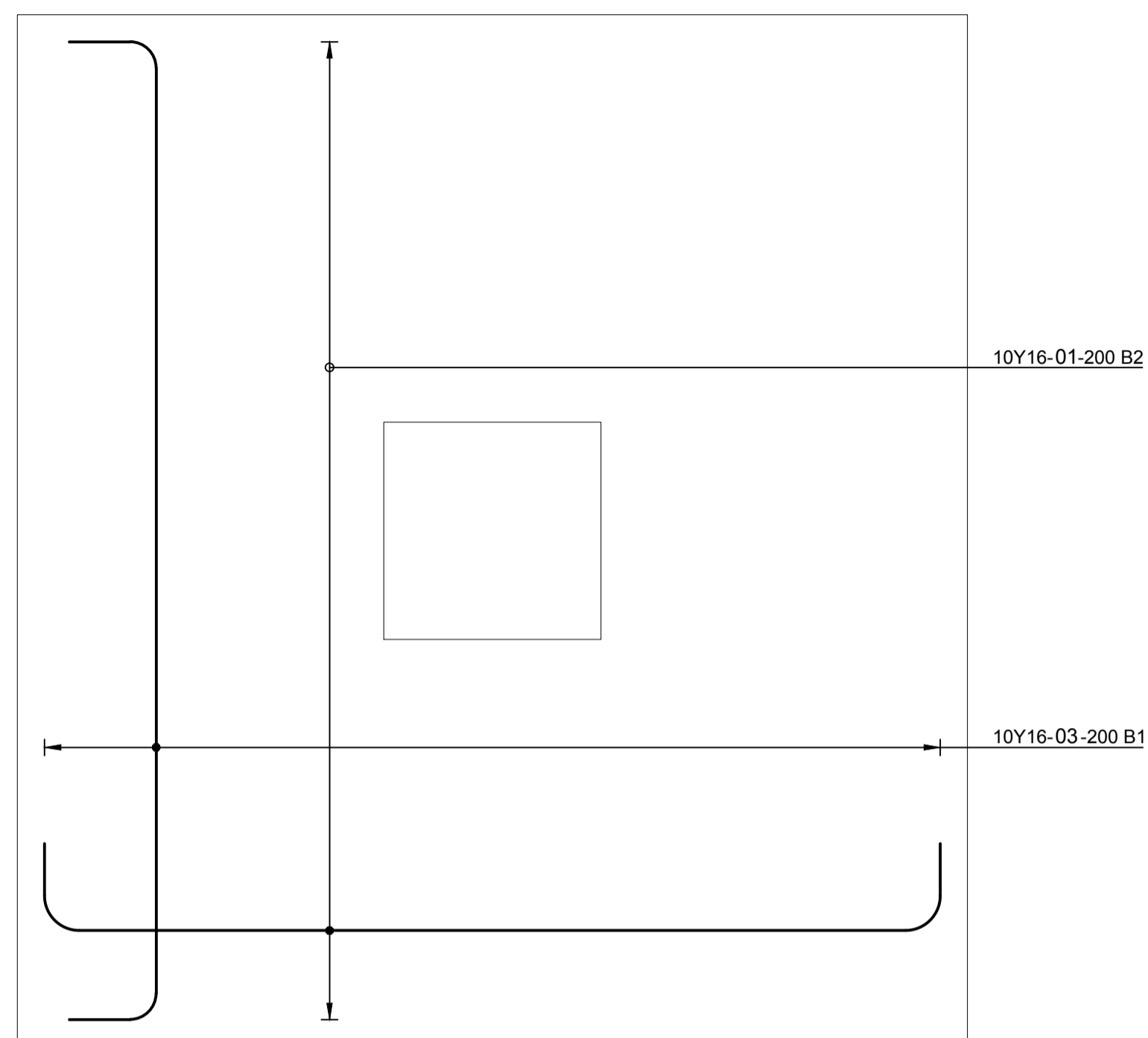
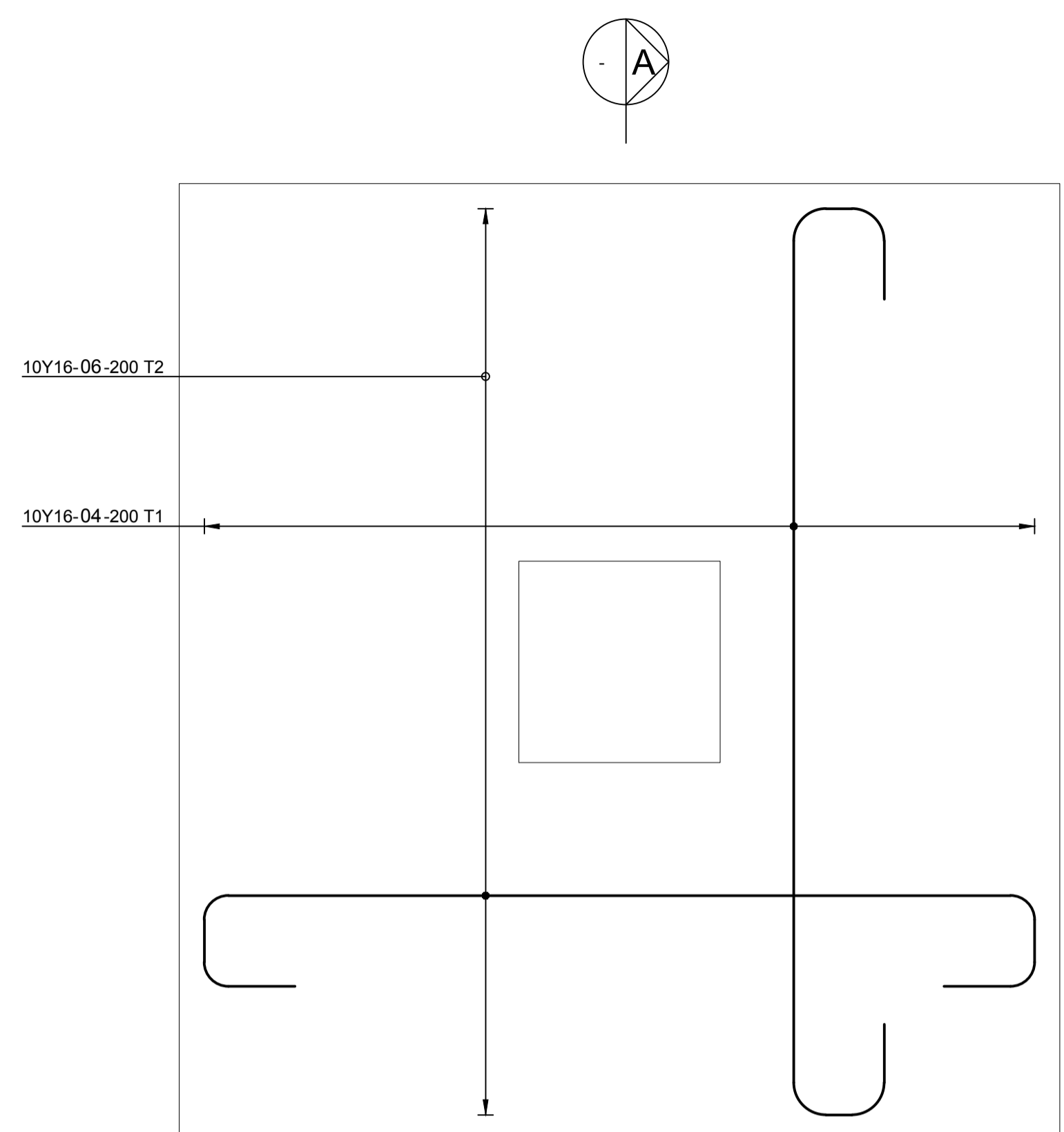
**WorleyParsons**  
resources & energy  
39 MELROSE BOULEVARD, MELROSE ARCH, JOHANNESBURG  
P.O. Box 61232, MARSHALLTOWN, 2107  
TEL: +27 (0)11 218 3000  
FAX: +27(0)11 218 3100  
www.worleyparsons.com  
WorleyParsons RSA (Pty) Ltd.

| NAME                              | SIGNATURE           | DATE     |
|-----------------------------------|---------------------|----------|
| DRAWN BY: N ROBINSON              | <i>N Robinson</i>   | 03/12/15 |
| CHECKED: T SNYDERS                | <i>T Snyder</i>     | 03/12/15 |
| DESIGNER: T SNYDERS               | <i>T Snyder</i>     | 03/12/15 |
| PR ENG: I ROBINSON                | <i>I Robinson</i>   | 03/12/15 |
| PROJECT ENG MANAGER: L PADAYACHEE | <i>L Padayachee</i> | 03/12/15 |
| LOCAL PR ENG:                     |                     |          |
| CLIENT:                           |                     |          |

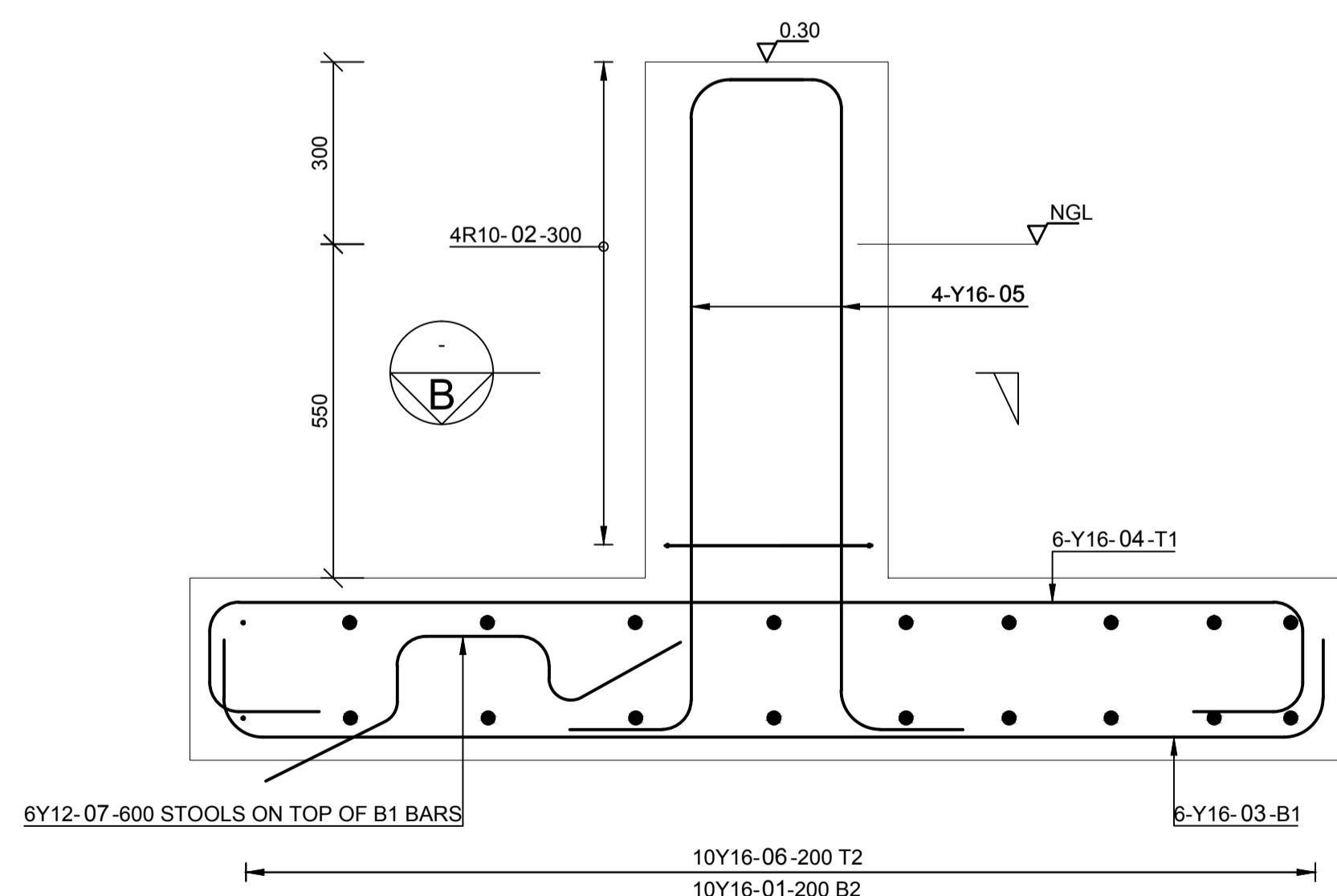
Moçambique Área 1, Lda

PROJECT  
**AMA 1  
RESETTLEMENT  
VILLAGE**  
DRAWING DESCRIPTION  
**BUS STATION  
REINFORCEMENT  
LAYOUT**

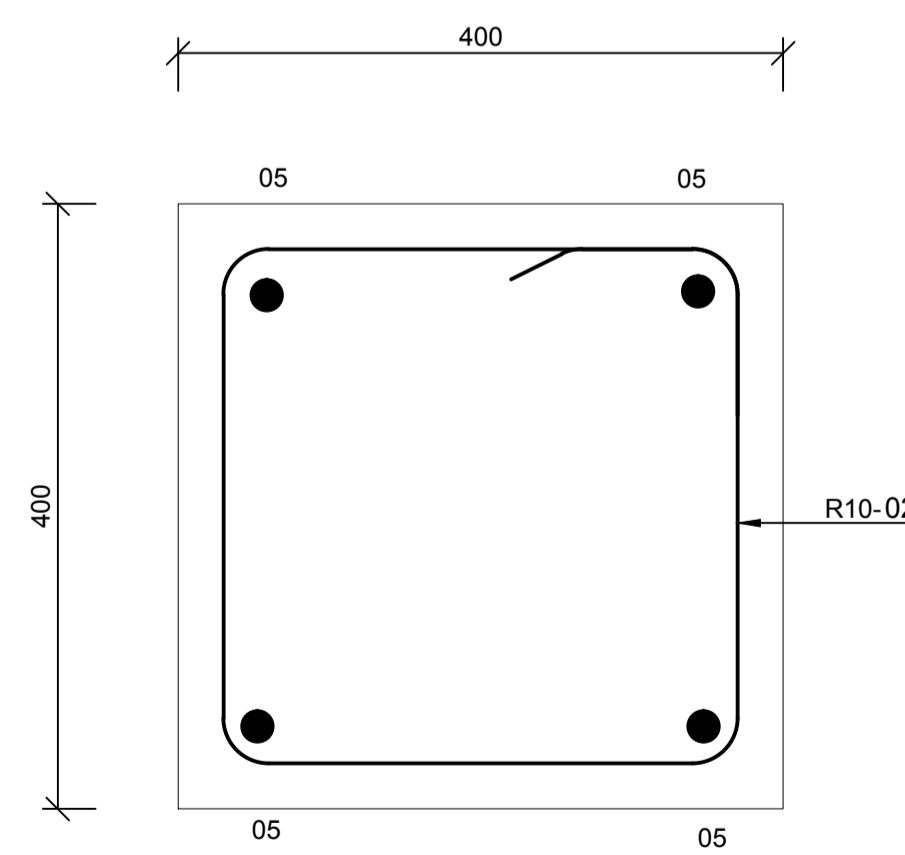
|  |                  |
|--|------------------|
| SCALE<br>AS SHOWN<br>ORIGINAL DWG SIZE A1                | DATE<br>DEC 2015 |
| DRAWING NUMBER<br>C00290-00-ST-DAL-0018-001              | REV NO<br>0      |
| ANADARKO DRAWING NUMBER<br>EA-MZ-CI0100-WOR-E05-00816-01 |                  |






1900x1750x300mm BASE  
TYPICAL REINFORCEMENT  
SCALE 1 : 10



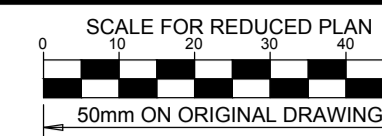
SECTION **A**  
SCALE 1: 10



SECTION **B**  
SCALE 1: 5

|   |                                   |  |  |
|---|-----------------------------------|--|--|
|  | <i>Mozambique Gas Development</i> |  | <br>Moçambique Área 1, Lda<br><br> |
|   | Resettlement Plan                 |  |  |
|   | Annex I: Construction drawings    |  |  |
| Rev. 1  | Rev Date: 27-May-16               |  |  |

#### 4. CEMETERY



**NOTES**

REFER TO STRUCTURAL GENERAL NOTES G  
EA-MZ-CI000-WOR-B18-00001-01  
REFER TO ARCHITECTS DRAWING  
EA-MZ-CI0100-WOR-E02-01400-01  
REFER TO BOUNDARY WALL LAYOUT DRAWING  
EA-MZ-CI0100-WOR-E05-00057-01  
REFER TO BENDING SCHEDULE 32  
ON DRAWING EA-MZ-CI0100-WOR-E05-00065-01

**ISSUED FOR CONSTRUCTION**

WorleyParsons RSA retains the copyright in all intellectual property, including designs and/or documents prepared in terms of this appointment for the project covered by the appointment. The client may use the designs and/or documents for the sole purpose of their intended use on this project only subject to payment for the design having been received. Use for any other purpose, whether or not the design and/or documents have been paid for constitutes an infringement of copyright, and all rights are reserved.

All dimensions must be verified on site before the works commence. Refer any discrepancies to the Engineer. Copyright reserved

**REVISIONS**

| NO. | DATE     | CHECKED BY | DONE BY | DESCRIPTION                |
|-----|----------|------------|---------|----------------------------|
| A   | 17/09/15 | TS         | NR      | ISSUED FOR INTERNAL REVIEW |
| B   | 21/09/15 | TS         | NR      | ISSUED FOR DETAIL DESIGN   |
| C   | 21/09/15 | TS         | NR      | ISSUED FOR SQUAD CHECK     |
| D   | 29/09/15 | TS         | NR      | ISSUED FOR CLIENT REVIEW   |
| E   | 17/11/15 | TS         | NR      | ISSUED FOR CLIENT APPROVAL |
| 0   | 03/12/15 | TS         | NR      | ISSUED FOR CONSTRUCTION    |

**WorleyParsons**  
resources & energy  
39 MELROSE BOULEVARD, MELROSE ARCH, JOHANNESBURG  
P.O. Box 61232, MARSHALLTOWN, 2107  
TEL: +27 (0)11 218 3000  
FAX: +27(0)11 218 3100  
www.worleyparsons.com  
WorleyParsons RSA (Pty) Ltd.

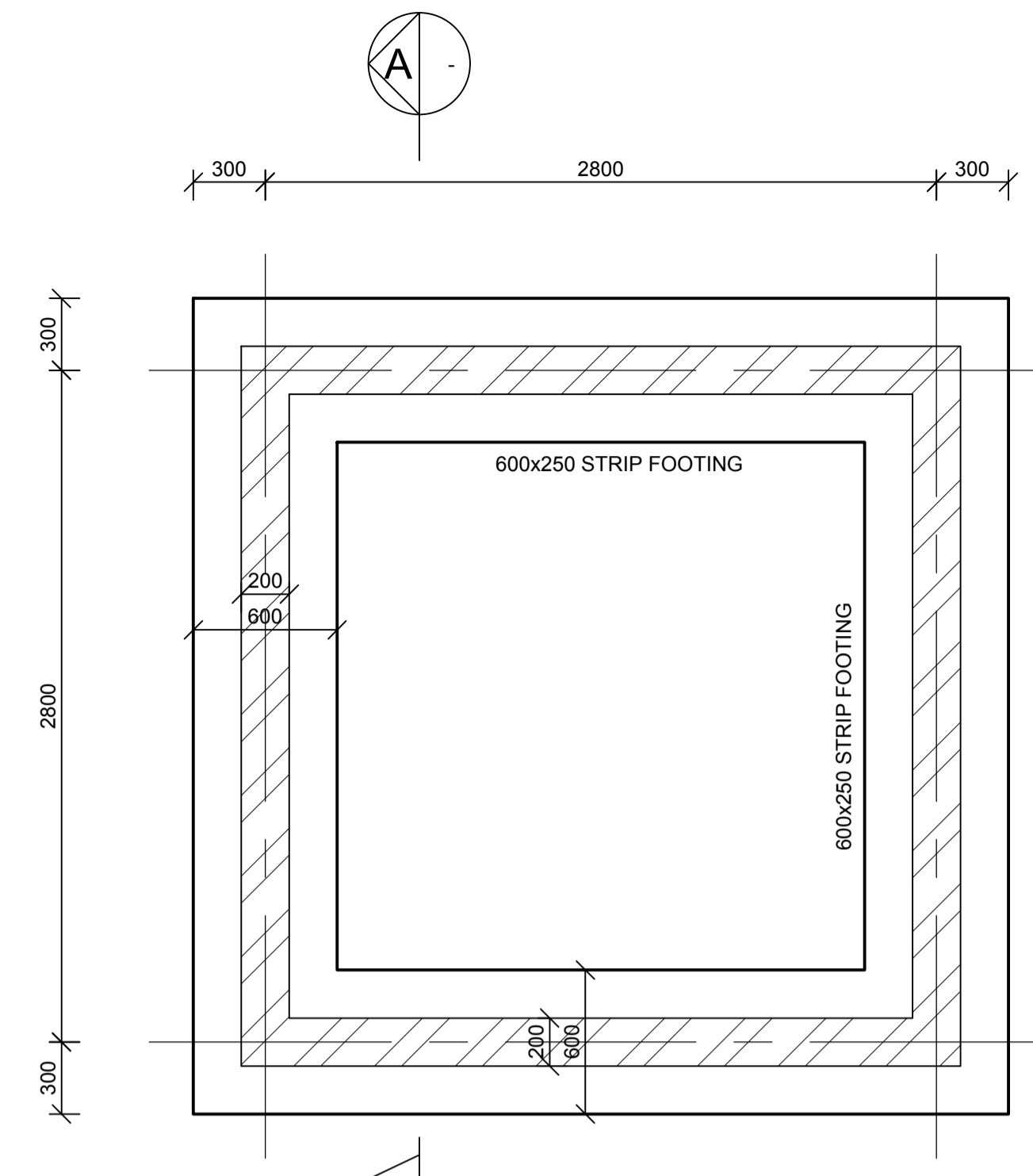
| NAME                              | SIGNATURE           | DATE     |
|-----------------------------------|---------------------|----------|
| DRAWN BY: N ROBINSON              | <i>N Robinson</i>   | 03/12/15 |
| CHECKED: T SNYDERS                | <i>T Snymers</i>    | 03/12/15 |
| DESIGNER: T SNYDERS               | <i>T Snymers</i>    | 03/12/15 |
| PR ENG: I ROBINSON                | <i>I Robinson</i>   | 03/12/15 |
| PROJECT ENG MANAGER: L PADAYACHEE | <i>L Padayachee</i> | 03/12/15 |
| LOCAL PR ENG:                     |                     |          |
| CLIENT:                           |                     |          |

**MOZAMBIQUE**  
GAS DEVELOPMENT PROJECT

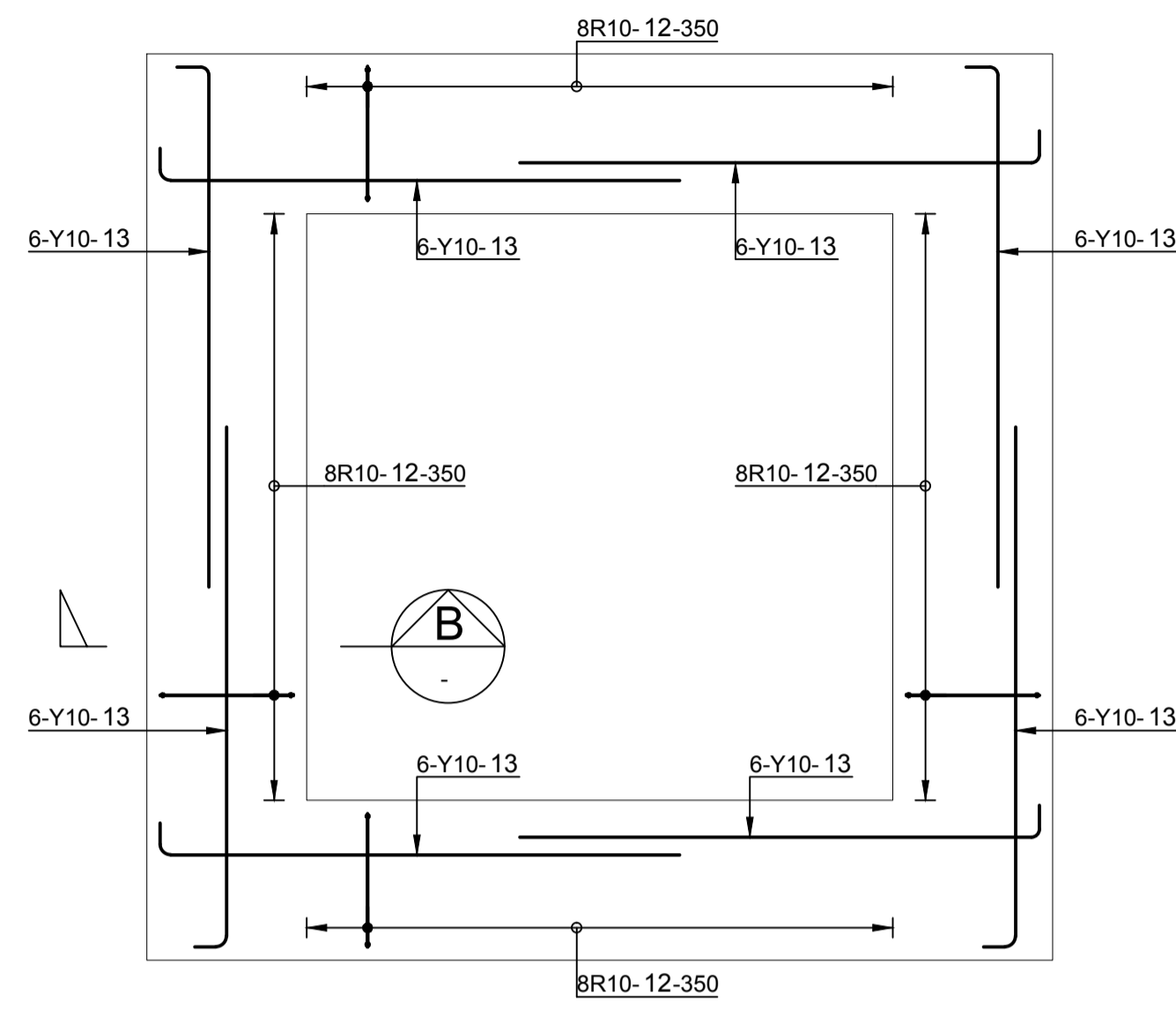
**Anadarko**  
Moçambique Área 1, Lda

PROJECT  
**AMA 1 RESETTLEMENT VILLAGE**  
DRAWING DESCRIPTION  
**CEMETERY: ADMINISTRATION BUILDING**

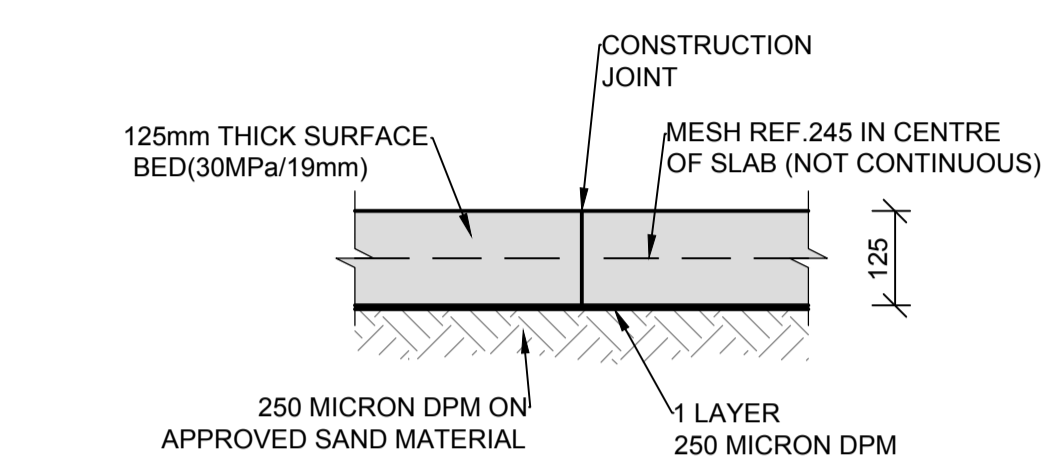
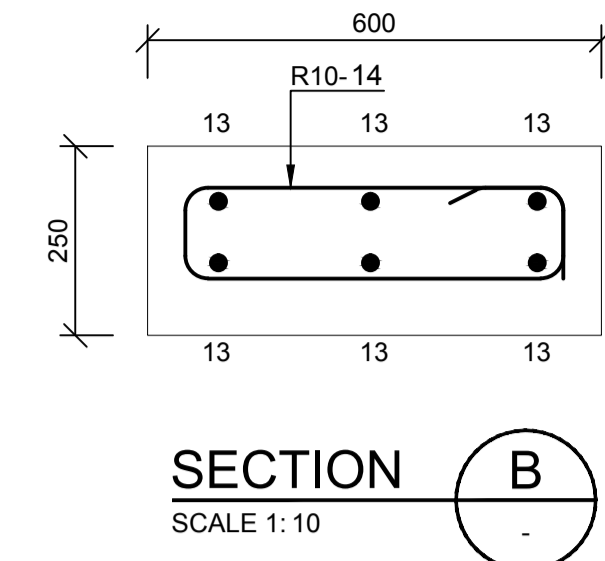
|  |                  |
|--|------------------|
| SCALE<br>AS SHOWN<br>ORIGINAL DWG SIZE A1                | DATE<br>DEC 2015 |
| DRAWING NUMBER<br>C00290-00-ST-DAL-0060-001              | REV NO<br>0      |
| ANADARKO DRAWING NUMBER<br>EA-MZ-CI0100-WOR-E05-00038-01 |                  |



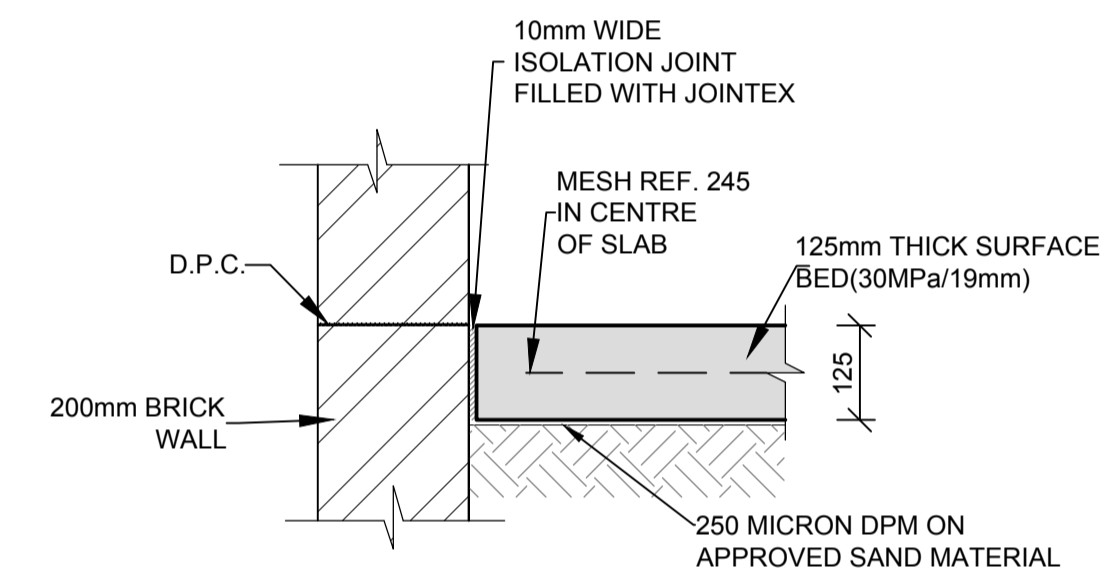
**FOUNDATION LAYOUT**  
SCALE 1 : 25



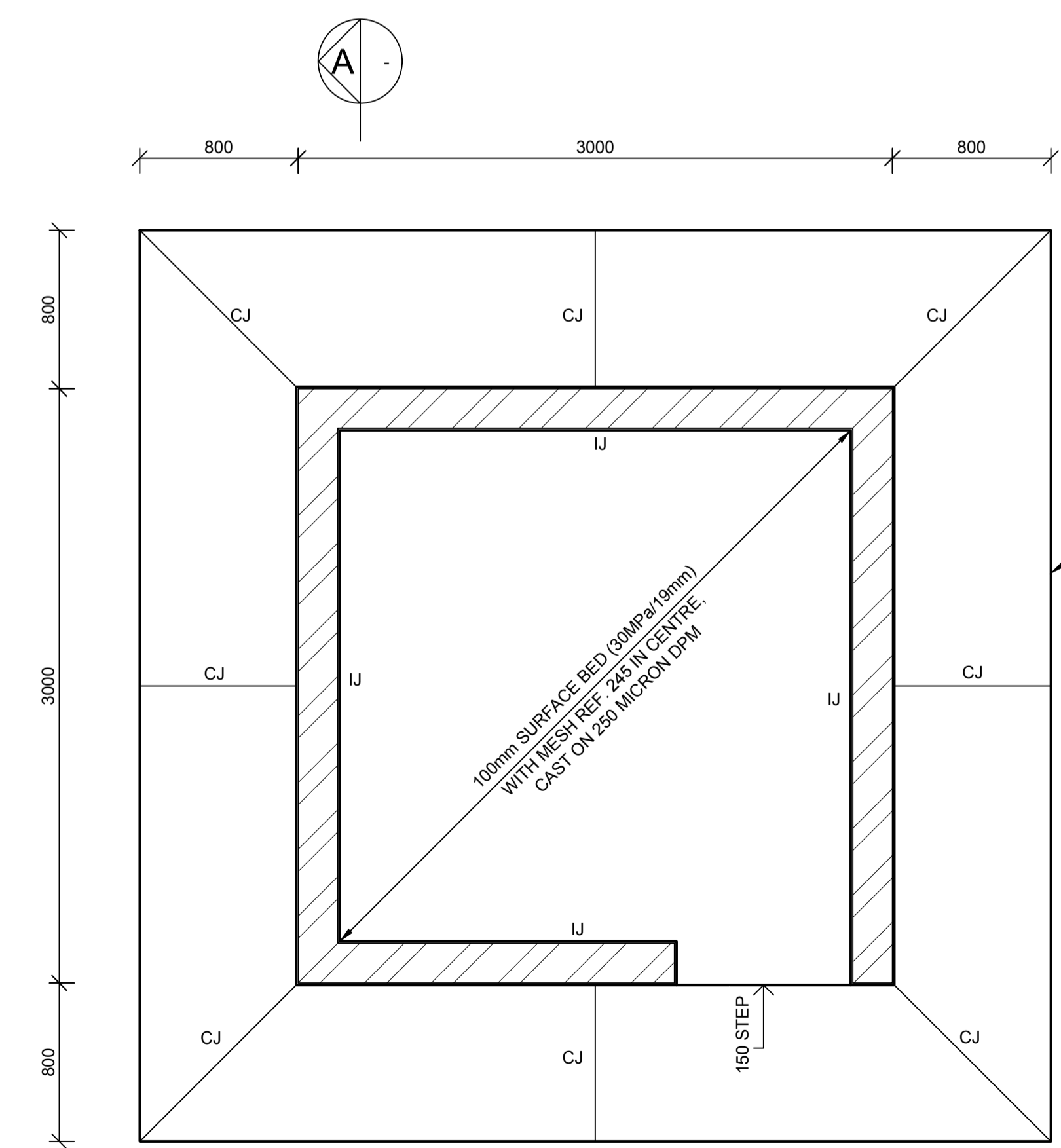
**STRIP FOUNDATIONS REINFORCEMENT**  
SCALE 1 : 25



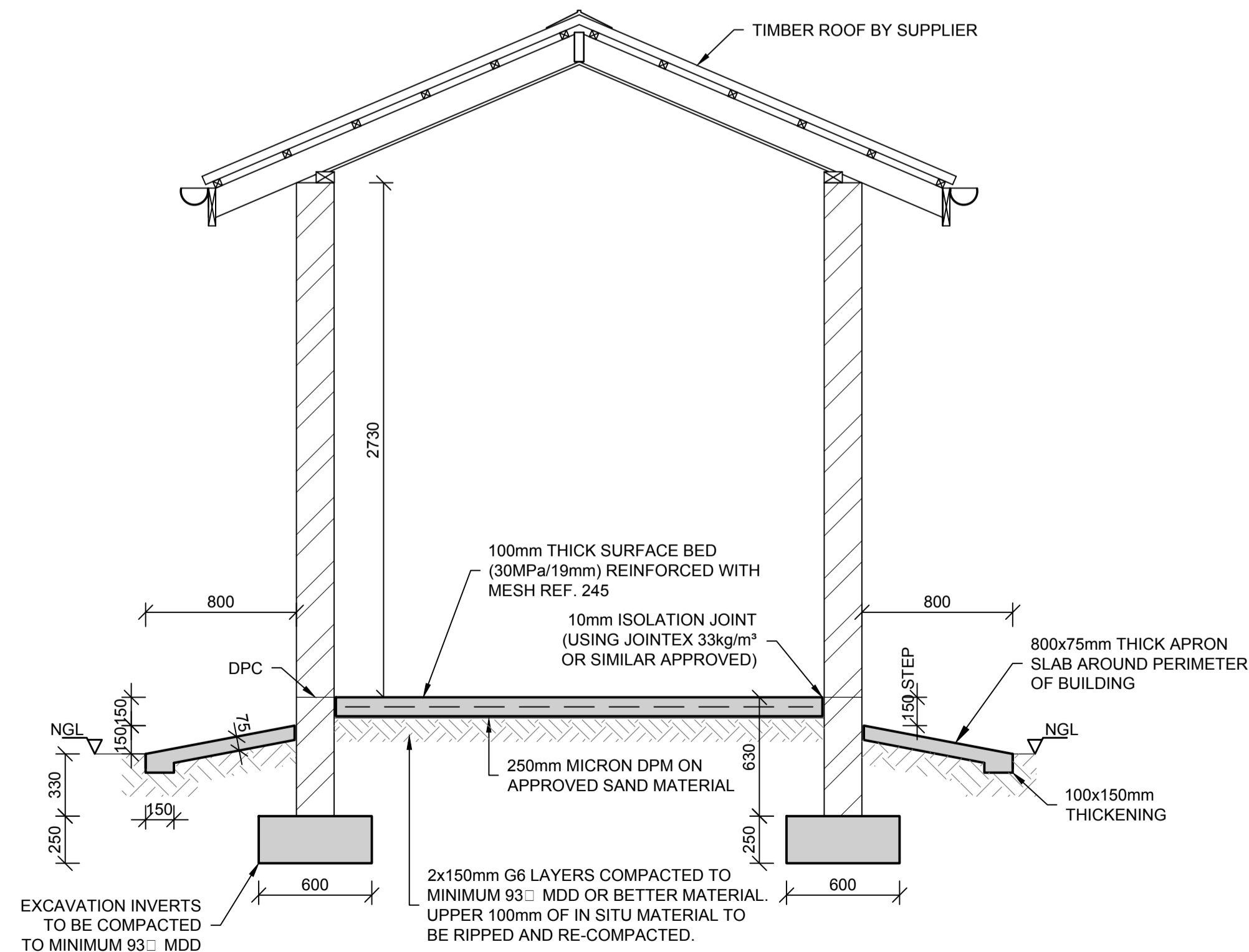
**TYPICAL CONSTRUCTION JOINT (C.J.)**  
SCALE 1:10



**ISOLATION JOINT (I.J.)**  
SCALE 1:10



**SURFACE BED LAYOUT**  
SCALE 1 : 25

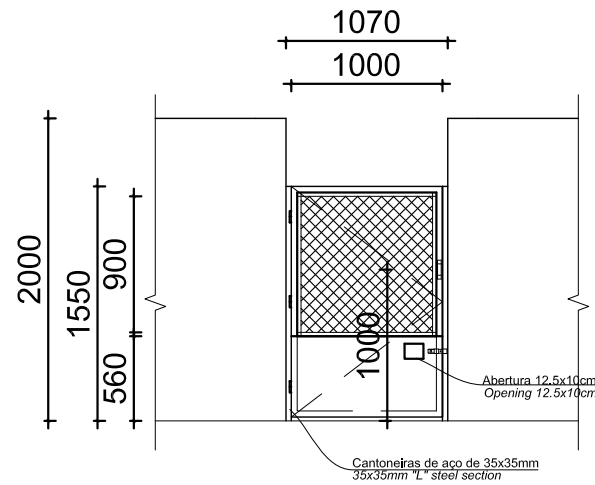


**SECTION A**  
SCALE 1:25

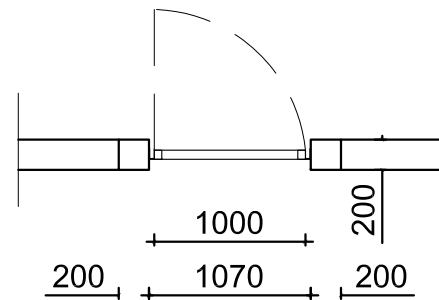
# GATE SCHEDULE/ Mapa de vãos: Portões

ALL DIMENSIONS AND LEVELS ARE TO BE CHECKED/VERIFIED ON SITE AND ANY DISCREPENCIES ARE TO BE REPORTED TO THE ARCHITECT  
TODAS DIMENSÕES E NÍVEIS DEVEM SER VERIFICADOS NA OBRA E QUALQUER DISCREPÂNCIA DEVERÁ SER COMUNICADA AO ARQUITECTO

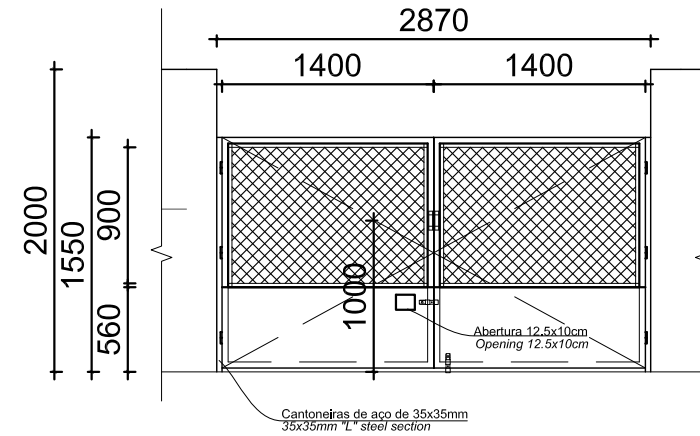
*Handwritten signature*



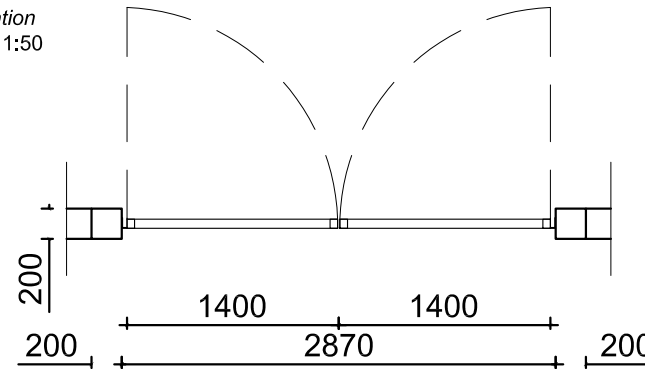
ALÇADO/Elevation  
ESCALA/Scale 1:50



PLANTA/Plan  
ESCALA/Scale 1:20



ALÇADO/Elevation  
ESCALA/Scale 1:50



PLANTA/Plan  
ESCALA/Scale 1:20

## NOTES:

- ALL DOORS WILL BE OF UMBILA OR OF EQUIVALENT WOOD QUALITY & APPROVED BY CLIENT
- ALL OF THE CASEMENT WINDOWS WILL ALSO TAKE ONE MORE CASEMENT LEAF INSIDE IN MOSQUITO NET
- ALL OPENINGS SIZE TO BE CONFIRMED ON SITE BEFORE MANUFACTURING
- SHOP DRAWINGS TO BE APPROVED BY ARCHITECT BEFORE MANUFACTURING
- REFER TO SITE PLAN

ESTE DESENHO É PARA SER LIDO EM CONJUNTO COM:

THIS DRAWINGS IS TO BE READ IN CONJUNCTION WITH:

ARCHITECTURAL  
EA-MZ-CI0100-WOR-E04-00029-01

|                                   |  |                                  |          |                     |   |
|-----------------------------------|--|----------------------------------|----------|---------------------|---|
| <b>Code:</b><br>Codigo:           | GATE 1   | <b>Position:</b><br>Localização: | External | <b>Qty:</b><br>Qtd: | 1 |
| <b>System:</b><br>Sistema:        | 1 folha de abrir / 1 openable leaf   |                                  |          |                     |   |
| <b>Materials:</b><br>Materiais:   | TUBO DE AÇO DE 40X20MM + REDE TUBARÃO / 40X20 HOLLOW STEEL SECTION + CHAIN LINK FENCING<br>VARÃO DE AÇO DE Ø10MM - ARMAÇÃO DA REDE / Ø10MM SOLID STEEL SECTION - CHAIN LINK FENCING FRAME<br>CHAPA DE AÇO DE E=1MM / 1MM STEEL SHEET |                                  |          |                     |   |
| <b>Finishing:</b><br>Acabamento:  | ZARCÃO / ZINK PHOSPHATE PRIMER<br>TINTA ESMALTE DE COR / COLOUR ENAMEL PAINT   |                                  |          |                     |   |
| <b>Ironmongery:</b><br>Ferragens: | 2 PUXADORES + 1 TRINCO DE CULATRA PARA CADEADO DE 5" EM AÇO / 2 STEEL KNOBS + 1 5" STEEL BOLT FOR LOCK   |                                  |          |                     |   |
| <b>Materials:</b><br>Materiais:   | CANTONEIRAS DE AÇO DE 35X35MM / 35X35MM "L" STEEL SECTION  |                                  |          |                     |   |
| <b>Fixing:</b><br>Fixação:        | CHUMBADO À PAREDE / PLUGGED TO WALL  |                                  |          |                     |   |
| <b>Ironmongery:</b><br>Ferragens: | 3 DOBRADIÇAS DE 4" EM AÇO / 4" 3 STEEL HINGES  |                                  |          |                     |   |
| <b>Finishing:</b><br>Acabamento:  | ZARCÃO / ZINK PHOSPHATE PRIMER<br>TINTA ESMALTE DE COR / COLOUR ENAMEL PAINT   |                                  |          |                     |   |

|                                   |  |                                  |          |                     |   |
|-----------------------------------|--|----------------------------------|----------|---------------------|---|
| <b>Code:</b><br>Codigo:           | GATE 2   | <b>Position:</b><br>Localização: | External | <b>Qty:</b><br>Qtd: | 1 |
| <b>System:</b><br>Sistema:        | 2 folhas de abrir / 2 openable leafs   |                                  |          |                     |   |
| <b>Materials:</b><br>Materiais:   | TUBO DE AÇO DE 40X20MM + REDE TUBARÃO / 40X20 HOLLOW STEEL SECTION + CHAIN LINK FENCING<br>VARÃO DE AÇO DE Ø10MM - ARMAÇÃO DA REDE / Ø10MM SOLID STEEL SECTION - CHAIN LINK FENCING FRAME<br>CHAPA DE AÇO DE E=1MM / 1MM STEEL SHEET |                                  |          |                     |   |
| <b>Finishing:</b><br>Acabamento:  | ZARCÃO / ZINK PHOSPHATE PRIMER<br>TINTA ESMALTE DE COR / COLOUR ENAMEL PAINT   |                                  |          |                     |   |
| <b>Ironmongery:</b><br>Ferragens: | 4 PUXADORES + 2 TRINCOS DE CULATRA PARA CADEADO DE 5" EM AÇO / 4 STEEL KNOBS + 2 5" STEEL BOLT FOR LOCK  |                                  |          |                     |   |
| <b>Materials:</b><br>Materiais:   | CANTONEIRAS DE AÇO DE 35X35MM / 35X35MM "L" STEEL SECTION  |                                  |          |                     |   |
| <b>Fixing:</b><br>Fixação:        | CHUMBADO À PAREDE / PLUGGED TO WALL  |                                  |          |                     |   |
| <b>Ironmongery:</b><br>Ferragens: | 6 DOBRADIÇAS DE 4" EM AÇO / 4" 6 STEEL HINGES  |                                  |          |                     |   |
| <b>Finishing:</b><br>Acabamento:  | ZARCÃO / ZINK PHOSPHATE PRIMER<br>TINTA ESMALTE DE COR / COLOUR ENAMEL PAINT   |                                  |          |                     |   |

**ISSUED FOR CONSTRUCTION**

WorleyParsons RSA retains the copyright in all intellectual property, including designs and/or documents prepared in terms of this appointment for the project covered by the appointment. The client may use the designs and/or documents for the sole purpose of their intended use on this project only subject to payment for the design having been received. Use for any other purpose, whether or not the design and/or documents have been paid for constitutes an infringement of copyright, and all rights are reserved.

All dimensions must be verified on site before the works commence. Refer any discrepancies to the Engineer.  
Copyright reserved

| REVISIONS |          |     |         |                          |
|-----------|----------|-----|---------|--------------------------|
| NO.       | DATE     | CHK | DONE BY | DESCRIPTION              |
| A         | 23/09/15 | MM  | AP      | ISSUED INTERNAL REVIEW   |
| B         | 23/09/15 | MM  | AP      | ISSUED FOR DETAIL DESIGN |
| C         | 23/09/15 | MM  | AP      | ISSUED FOR SQUAD CHECK   |
| D         | 01/10/15 | MM  | AP      | ISSUED FOR CLIENT REVIEW |
| E         | 13/11/15 | MM  | AP      | ISSUED CLIENT APPROVAL   |
| 0         | 25/11/15 | MM  | AP      | ISSUED FOR CONSTRUCTION  |



resources & energy

39 MELROSE BOULEVARD, MELROSE ARCH, JOHANNESBURG  
P.O. Box 61232, MARSHALLTOWN, 2107  
TEL: +27 (0)11 218 3000  
FAX: +27(0)11 218 3100  
www.worleyparsons.com  
WorleyParsons RSA (Pty) Ltd.



CLIENT



PROJECT  
AMA 1  
RESETTLEMENT  
VILLAGE

DRAWING DESCRIPTION  
CEMITÉRIO - MAPA DE VÃOS  
CEMETERY - GATE SCHEDULE

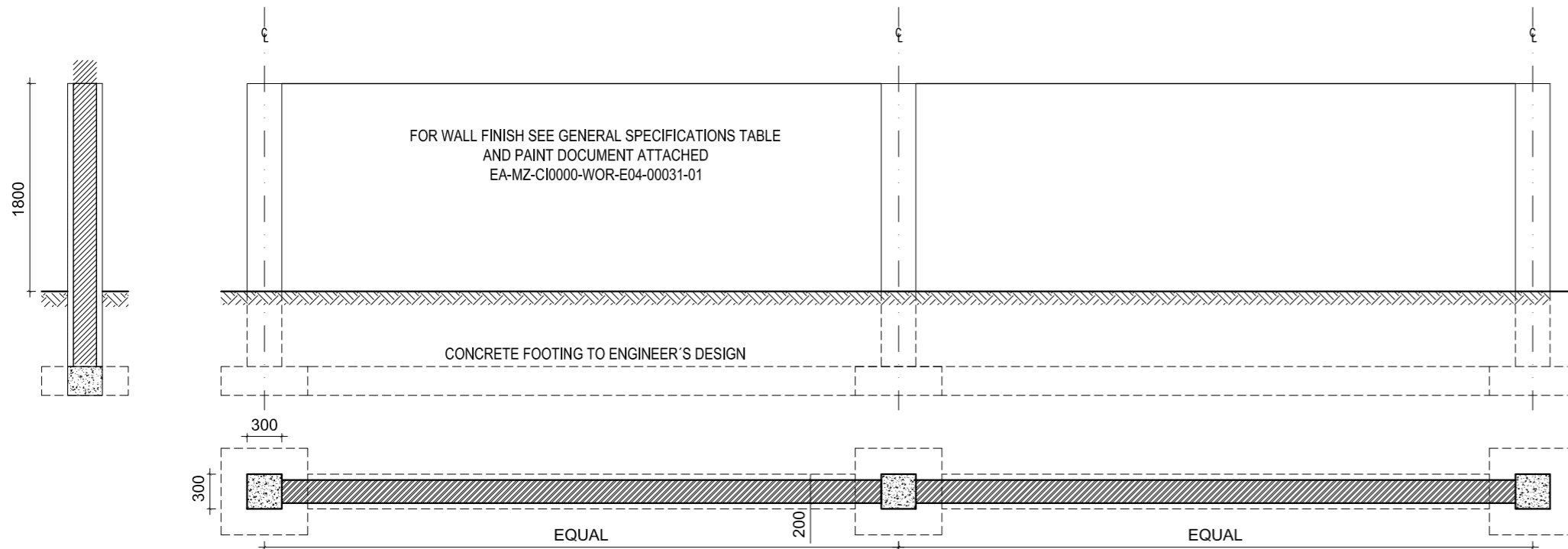
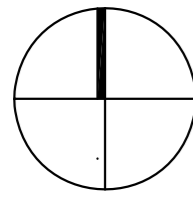
SCALE  
A3@ 1:50

DATE  
NOV 2015

DRAWING NUMBER:  
C00290-00-AR-DLP-0152-001

REV Nº  
0

ANADARKO DRAWING NUMBER:  
EA-MZ-CI0100-WOR-E05-00031-01



1 PORMENOR DO MURO DE VEDAÇÃO  
WALL FENCE DETAIL

ESCALA/SCALE 1:50

Passeio em "PolyCem polymer" ou semelhante, cor a ser decidida pelo cliente

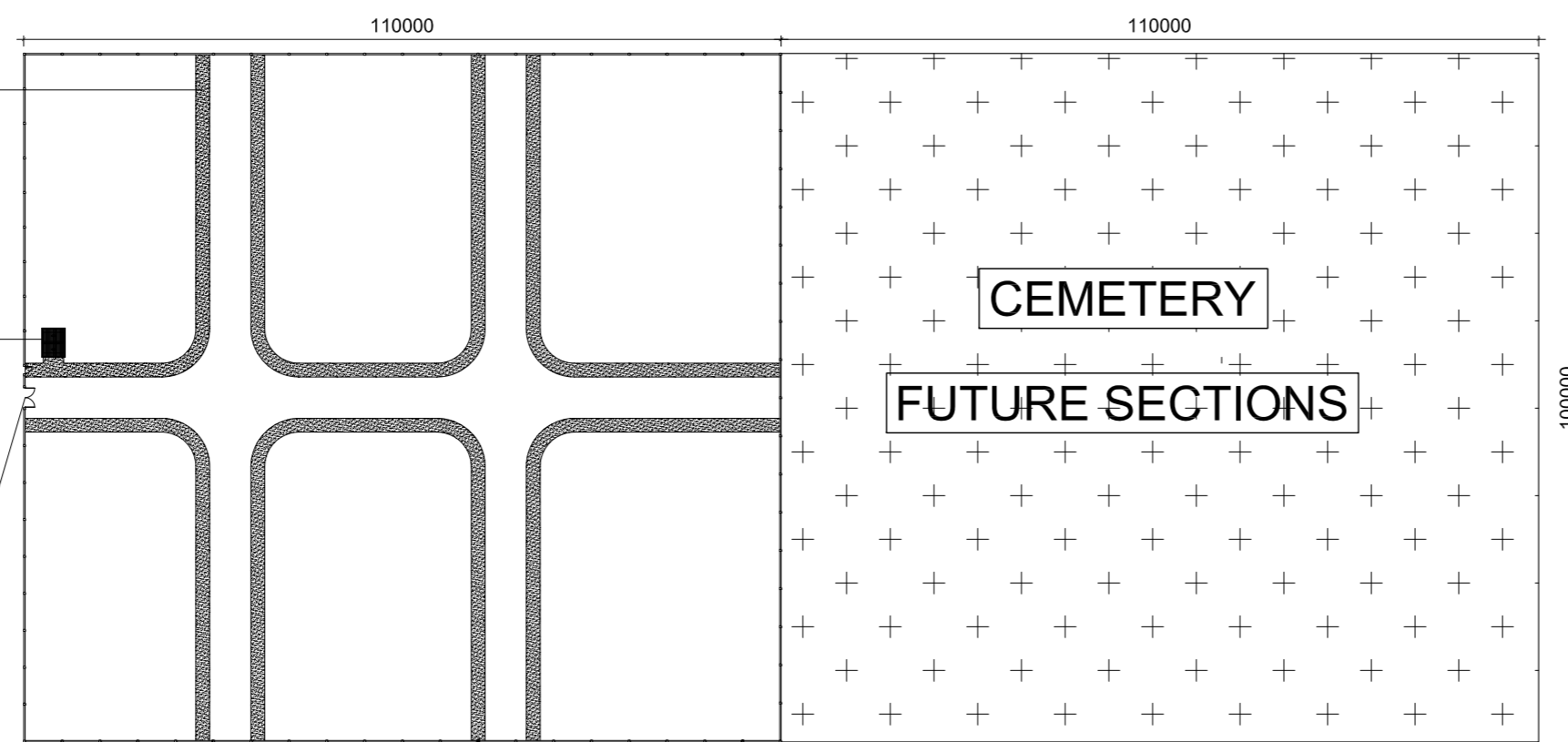
Walkway in "PolyCem polymer" or similar, colour to client

Edifício multifuncional - Administração do Cemitério

Multipurpose building - Cemetery Admin.

Portões metálicos com rede de acordo com o mapa de vãos

Steel diamond mesh gates to architect specs. (refer to door & window schedule)



2 PLANTA DE IMPLANTAÇÃO DO CEMITÉRIO  
CEMETERY SITE PLAN

ESCALA/SCALE 1:1000



ESTE DESENHO É PARA SER LIDO EM CONJUNTO COM:

THIS DRAWINGS IS TO BE READ IN CONJUNCTION WITH:

ARCHITECTURAL  
EA-MZ-CI0100-WOR-E05-00031-01  
EA-MZ-CI0100-WOR-E04-00028-01

STRUCTURAL  
EA-MZ-CI0100-WOR-E05-00057-01  
EA-MZ-CI0000-WOR-E05-00015-24

ISSUED FOR CONSTRUCTION

WorleyParsons RSA retains the copyright in all intellectual property, including designs and/or documents prepared in terms of this appointment for the project covered by the appointment. The client may use the designs and/or documents for the sole purpose of their intended use on this project only subject to payment for the design having been received. Use for any other purpose, whether or not the design and/or documents have been paid for constitutes an infringement of copyright, and all rights are reserved.

All dimensions must be verified on site before the works commence. Refer any discrepancies to the Engineer. Copyright reserved

REVISIONS

| NO. | DATE     | CHECKED | DONE BY | DESCRIPTION                |
|-----|----------|---------|---------|----------------------------|
| A   | 12/08/15 | MM      | AP      | ISSUED FOR INTERNAL REVIEW |
| B   | 12/08/15 | MM      | AP      | ISSUED FOR DETAIL DESIGN   |
| C   | 12/08/15 | MM      | AP      | ISSUED FOR SQUAD CHECK     |
| D   | 01/10/15 | MM      | AP      | ISSUED FOR CLIENT REVIEW   |
| E   | 16/11/15 | MM      | AP      | ISSUED CLIENT APPROVAL     |
| 0   | 25/11/15 | MM      | AP      | ISSUED FOR CONSTRUCTION    |



resources & energy

39 MELROSE BOULEVARD, MELROSE ARCH, JOHANNESBURG  
P.O. Box 61232, MARSHALLTOWN, 2107  
TEL: +27 (0)11 218 3000  
FAX: +27(0)11 218 3100  
www.worleyparsons.com  
WorleyParsons RSA (Pty) Ltd.



|                     | NAME         | SIGNATURE | DATE |
|---------------------|--------------|-----------|------|
| DRAWN BY:           | AP           |           |      |
| CHECKED:            | MM           |           |      |
| DESIGNER:           | AP           |           |      |
| PROJECT ENG MANAGER | L PADAYACHEE |           |      |
| LOCAL PR ENG:       |              |           |      |
| CLIENT:             |              |           |      |

CLIENT



PROJECT  
AMA 1  
RESETTLEMENT  
VILLAGE

DRAWING DESCRIPTION

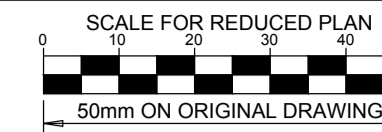
LAYOUT DO CEMITÉRIO

CEMETERY LAYOUT

SCALE AS SHOWN ORIGINAL DWG SIZE A2 DATE NOV 2015

DRAWING NUMBER C00290-00-AR-DAL-0039-001 REV NO 0

ANADARKO DRAWING NUMBER EA-MZ-CI0100-WOR-E04-00029-01



**NOTES**

- REFER TO STRUCTURAL GENERAL NOTES EA-MZ-CI0000-WOR-B18-00001-01
- REFER TO ARCHITECTS DRAWING EA-MZ-CI0100-WOR-E04-00029-01
- REFER TO CEMETERY ADMINISTRATION LAYOUT DRAWING EA-MZ-CI0100-WOR-E05-00038-01
- REFER TO BENDING SCHEDULE 32 ON DRAWING EA-MZ-CI0100-WOR-E05-00065-01

**ISSUED FOR CONSTRUCTION**

WorleyParsons RSA retains the copyright in all intellectual property, including designs and/or documents prepared in terms of this appointment for the project covered by the appointment. The client may use the designs and/or documents for the sole purpose of their intended use on this project only subject to payment for the design having been received. Use for any other purpose, whether or not the design and/or documents have been paid for constitutes an infringement of copyright, and all rights are reserved.

All dimensions must be verified on site before the works commence. Refer any discrepancies to the Engineer. Copyright reserved

**REVISIONS**

| NO. | DATE     | CHECKED | DONE BY | DESCRIPTION                |
|-----|----------|---------|---------|----------------------------|
| A   | 21/10/15 | TS      | NR      | ISSUED FOR INTERNAL REVIEW |
| B   | 21/10/15 | TS      | NR      | ISSUED FOR DETAIL DESIGN   |
| C   | 21/10/15 | TS      | NR      | ISSUED FOR SQUAD CHECK     |
| D   | 28/10/15 | TS      | NR      | ISSUED FOR CLIENT REVIEW   |
| E   | 17/11/15 | TS      | NR      | ISSUED FOR CLIENT APPROVAL |
| 0   | 03/12/15 | TS      | NR      | ISSUED FOR CONSTRUCTION    |

**WorleyParsons**  
resources & energy  
39 MELROSE BOULEVARD, MELROSE ARCH, JOHANNESBURG  
P.O. Box 61232, MARSHALLTOWN, 2107  
TEL: +27 (0)11 218 3000  
FAX: +27(0)11 218 3100  
www.worleyparsons.com  
WorleyParsons RSA (Pty) Ltd.

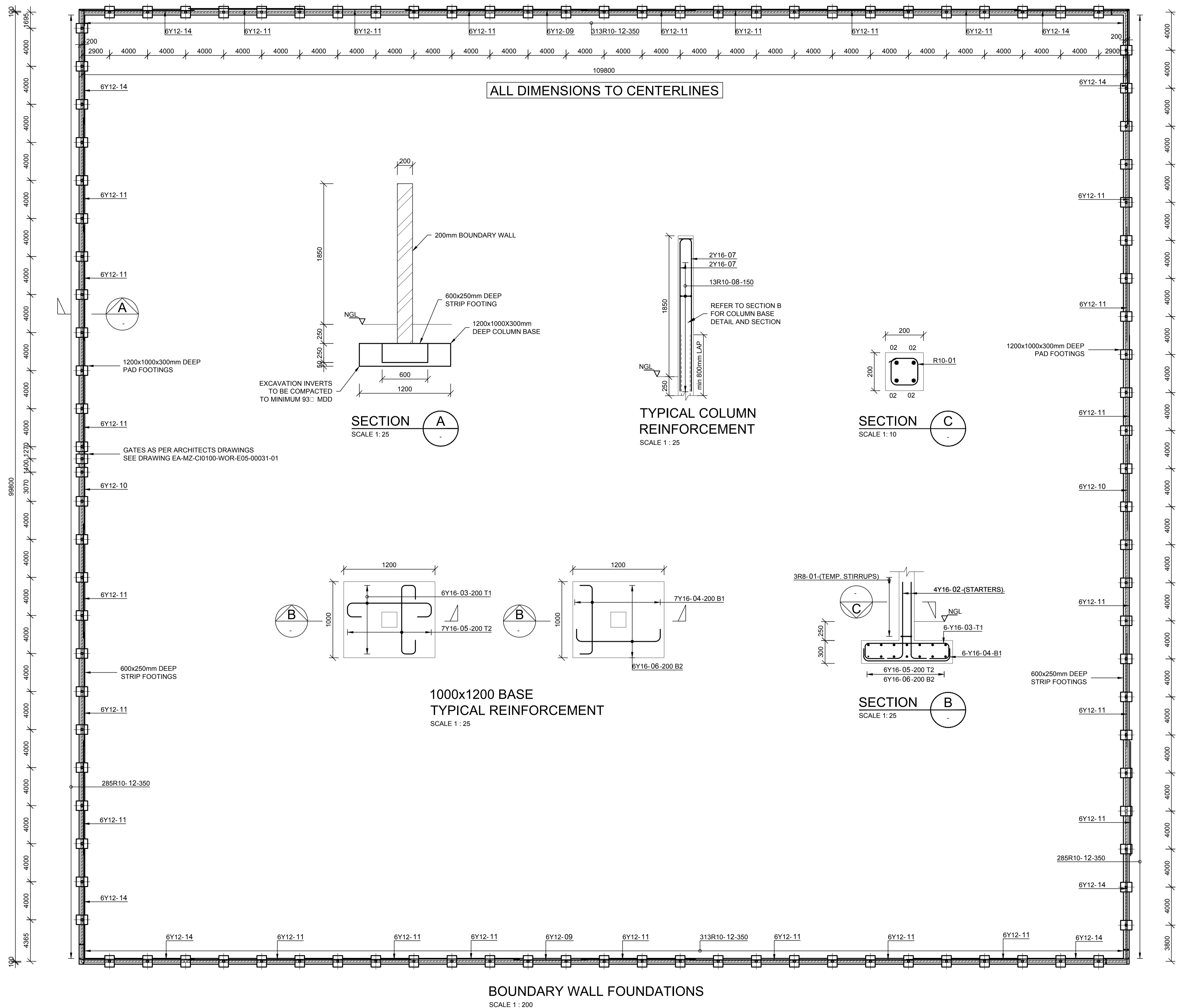
| NAME                              | SIGNATURE           | DATE     |
|-----------------------------------|---------------------|----------|
| DRAWN BY: N ROBINSON              | <i>N Robinson</i>   | 03/12/15 |
| CHECKED: T SNYDERS                | <i>T Snyder</i>     | 03/12/15 |
| DESIGNER: T SNYDERS               | <i>T Snyder</i>     | 03/12/15 |
| PR ENG: I ROBINSON                | <i>I Robinson</i>   | 03/12/15 |
| PROJECT ENG MANAGER: L PADAYACHEE | <i>L Padayachee</i> | 03/12/15 |
| LOCAL PR ENG:                     |                     |          |
| CLIENT:                           |                     |          |






PROJECT  
**AMA 1  
RESETTLEMENT  
VILLAGE**

DRAWING DESCRIPTION  
**CEMETERY:  
BOUNDARY WALL**

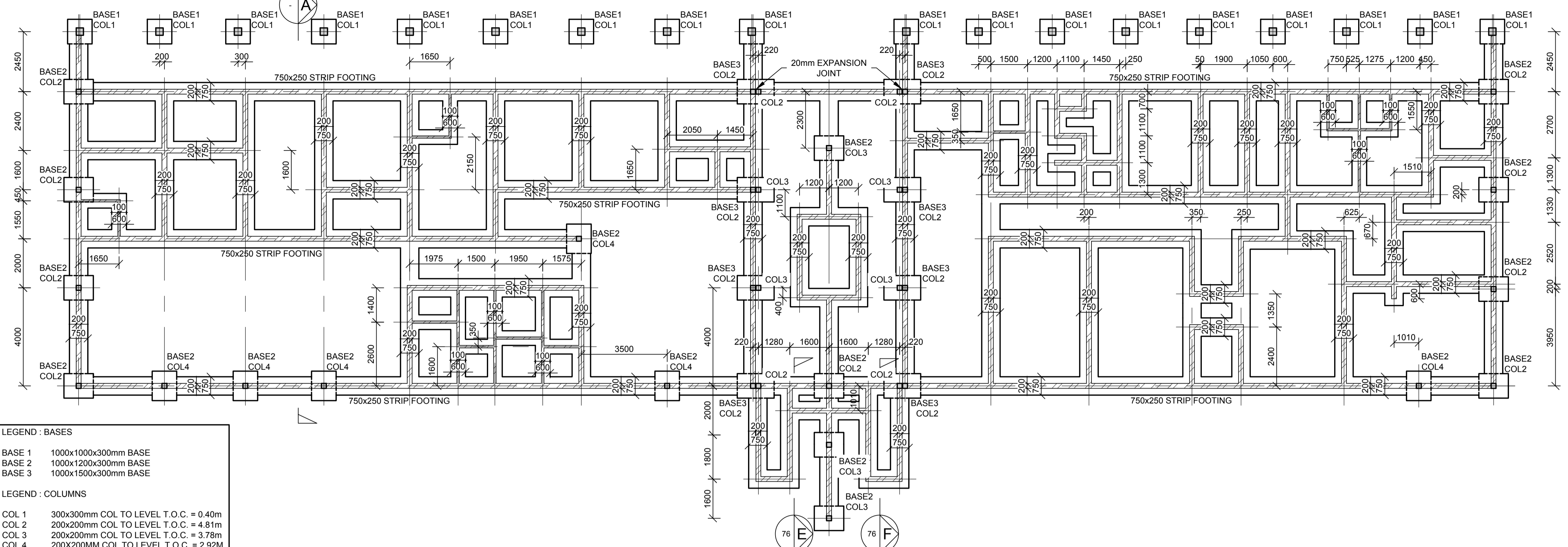
|  |                  |
|--|------------------|
| SCALE<br>AS SHOWN<br>ORIGINAL DWG SIZE A1                | DATE<br>DEC 2015 |
| DRAWING NUMBER<br>C00290-00-ST-DAL-0067-001              | REV NO<br>0      |
| ANADARKO DRAWING NUMBER<br>EA-MZ-CI0100-WOR-E05-00057-01 |                  |



|   |                                   |  |  |
|---|-----------------------------------|--|--|
|  | <i>Mozambique Gas Development</i> |  | <br>Moçambique Área 1, Lda<br><br> |
|   | Resettlement Plan                 |  |  |
|   | Annex I: Construction drawings    |  |  |
| Rev. 1  | Rev Date: 27-May-16               |  |  |

## 5. CLINIC

50 3250 3200 3500 3500 3500 3500 3500 3450 50 3100 3100 50 2950 3000 3000 3000 3000 3000 3000 2950 50

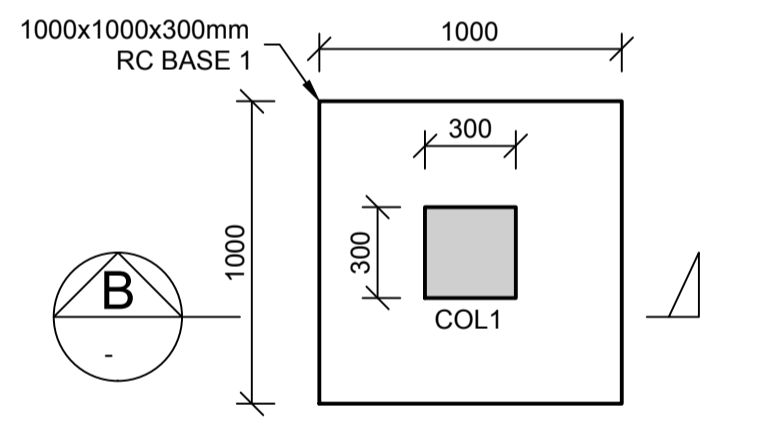


**LEGEND : BASES**  
 BASE 1 1000x1000x300mm BASE  
 BASE 2 1000x1200x300mm BASE  
 BASE 3 1000x1500x300mm BASE

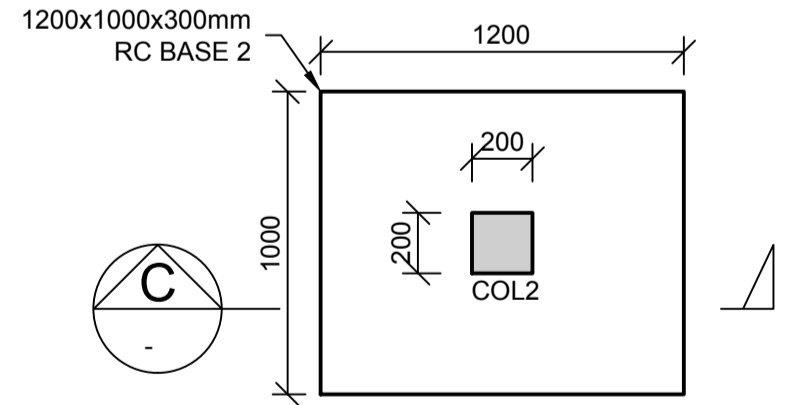
**LEGEND : COLUMNS**  
 COL 1 300x300mm COL TO LEVEL T.O.C. = 0.40m  
 COL 2 200x200mm COL TO LEVEL T.O.C. = 4.81m  
 COL 3 200x200mm COL TO LEVEL T.O.C. = 3.78m  
 COL 4 200x200mm COL TO LEVEL T.O.C. = 2.92m

**NOTE:**  
 ALL COLUMNS ARE CENTERED ON BASES, UNLESS INDICATED OTHERWISE

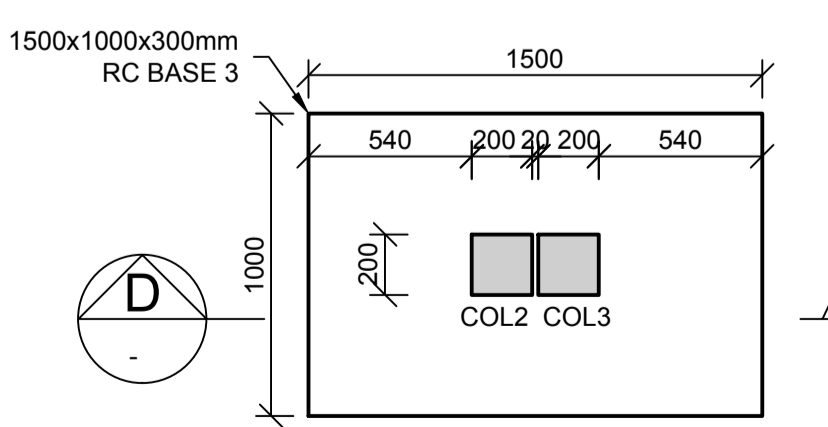
**FOUNDATION LAYOUT**  
 SCALE 1 : 100



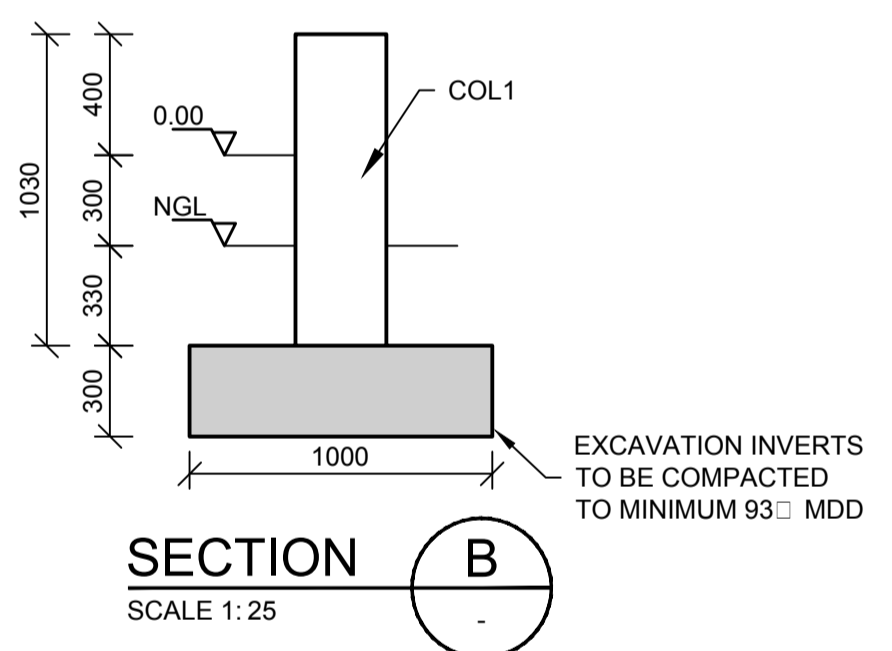
**BASE 1 DETAIL**  
 SCALE 1 : 25



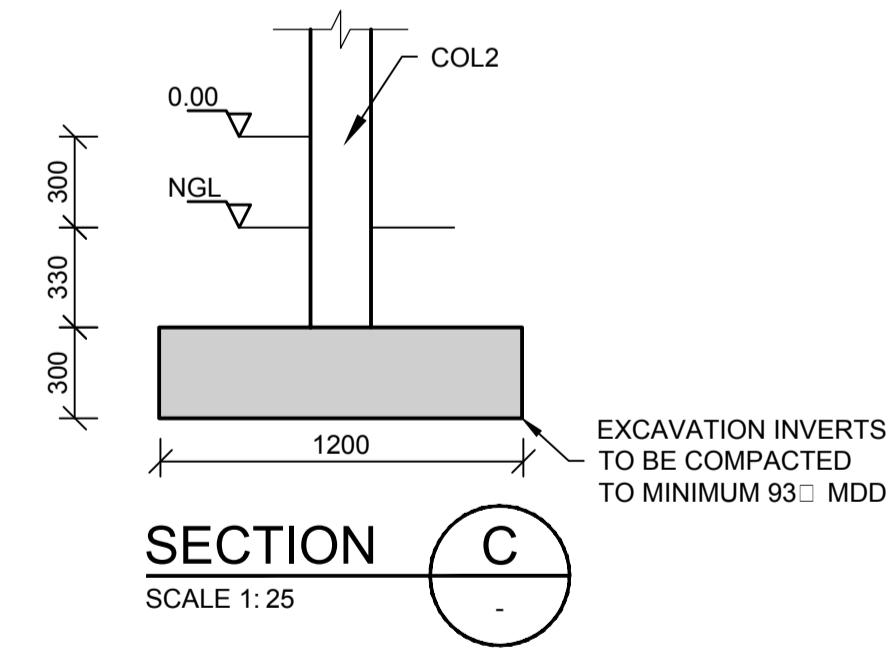
**BASE 2 DETAIL**  
 SCALE 1 : 25



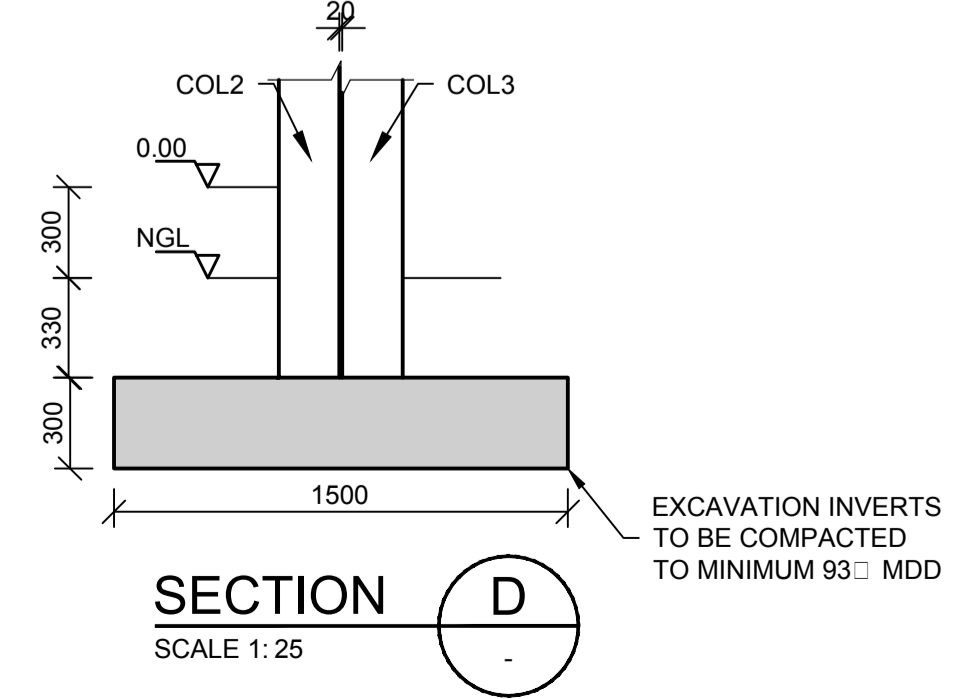
**BASE 3 DETAIL**  
 SCALE 1 : 25



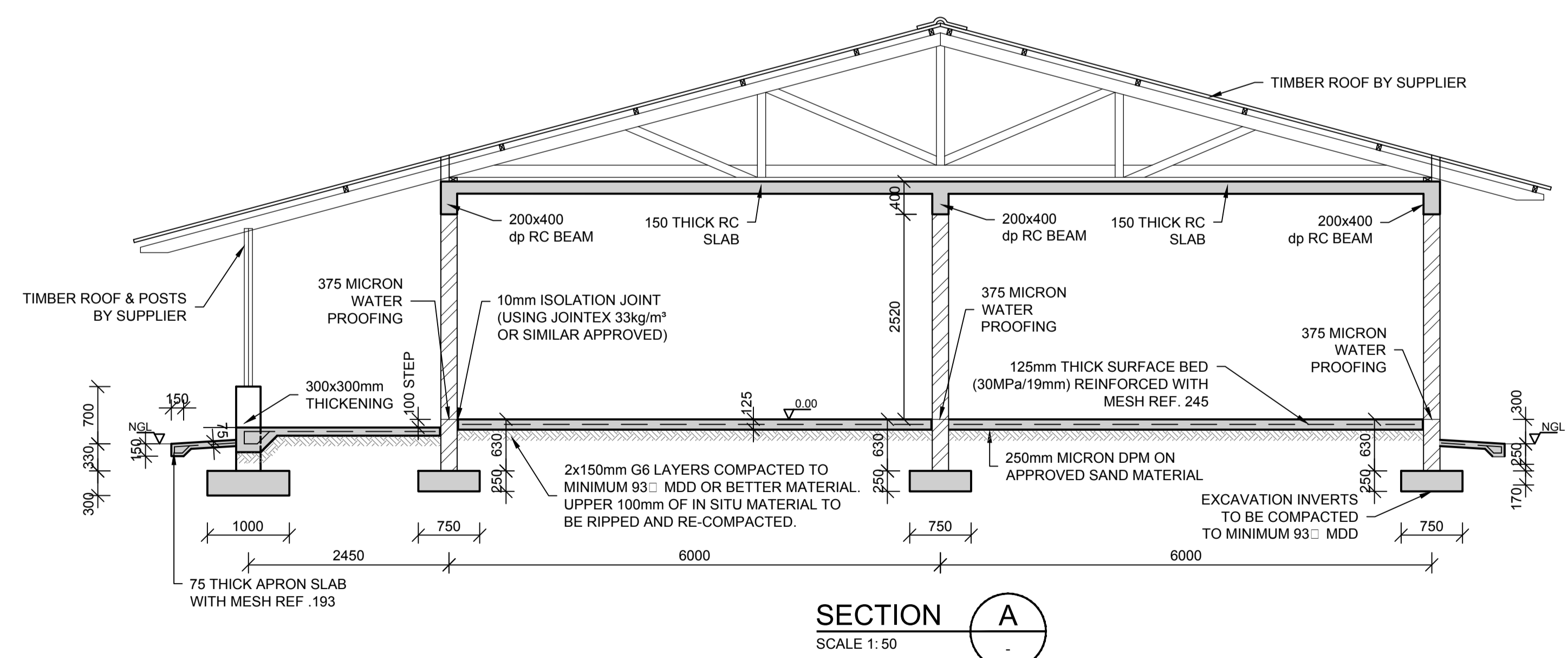
**SECTION B**  
 SCALE 1 : 25



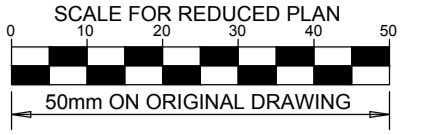
**SECTION C**  
 SCALE 1 : 25



**SECTION D**  
 SCALE 1 : 25



**SECTION A**  
 SCALE 1 : 50



**NOTES**  
 REFER TO STRUCTURAL GENERAL NOTES  
 EA-MZ-CI000-WOR-B18-00001-01  
 REFER TO SURFACE BED LAYOUT  
 EA-MZ-CI0100-WOR-E05-00077-01  
 REFER TO SLAB & RING BEAM LAYOUT  
 EA-MZ-CI0100-WOR-E05-00078-01  
 REFER TO REINFORCEMENT DRAWING  
 EA-MZ-CI0100-WOR-E05-00079-01

**ISSUED FOR CONSTRUCTION**

WorleyParsons RSA retains the copyright in all intellectual property, including designs and/or documents prepared in terms of this appointment for the project covered by the appointment. The client may use the designs and/or documents for the sole purpose of their intended use on this project only subject to payment for the design having been received. Use for any other purpose, whether or not the design and/or documents have been paid for constitutes an infringement of copyright, and all rights are reserved.

All dimensions must be verified on site before the works commence. Refer any discrepancies to the Engineer. Copyright reserved

| REVISIONS |          |            |         |                            |
|-----------|----------|------------|---------|----------------------------|
| NO.       | DATE     | CHECKED BY | DONE BY | DESCRIPTION                |
| A         | 29/10/15 | TS         | NR      | ISSUED FOR INTERNAL REVIEW |
| B         | 30/10/15 | TS         | NR      | ISSUED FOR DETAIL DESIGN   |
| C         | 30/10/15 | TS         | NR      | ISSUED FOR SQUAD CHECK     |
| D         | 04/11/15 | TS         | NR      | ISSUED FOR CLIENT REVIEW   |
| E         | 17/11/15 | TS         | NR      | ISSUED FOR CLIENT APPROVAL |
| 0         | 03/12/15 | TS         | NR      | ISSUED FOR CONSTRUCTION    |

**WorleyParsons**  
 resources & energy  
 39 MELROSE BOULEVARD, MELROSE ARCH, JOHANNESBURG  
 P.O. Box 61232, MARSHALLTOWN, 2107  
 TEL: +27 (0)11 218 3000  
 FAX: +27(0)11 218 3100  
 www.worleyparsons.com  
 WorleyParsons RSA (Pty) Ltd.

| NAME                              | SIGNATURE           | DATE     |
|-----------------------------------|---------------------|----------|
| DRAWN BY: N ROBINSON              | <i>N Robinson</i>   | 03/12/15 |
| CHECKED: T SNYDERS                | <i>T Snymers</i>    | 03/12/15 |
| DESIGNER: T SNYDERS               | <i>T Snymers</i>    | 03/12/15 |
| PR ENG: I ROBINSON                | <i>I Robinson</i>   | 03/12/15 |
| PROJECT ENG MANAGER: L PADAYACHEE | <i>L Padayachee</i> | 03/12/15 |
| LOCAL PR ENG:                     |                     |          |
| CLIENT:                           |                     |          |

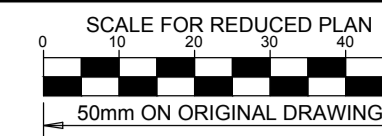
**MOZAMBIQUE**  
 GAS DEVELOPMENT PROJECT

**Anadarko**  
 Moçambique Area 1, Lda

PROJECT  
**AMA 1**  
**RESETTLEMENT VILLAGE**  
 DRAWING DESCRIPTION  
**HEALTH CENTER: MATERNITY FOUNDATION LAYOUT**

|  |                |
|--|----------------|
| SCALE: AS SHOWN  | DATE: DEC 2015 |
| DRAWING NUMBER: C00290-00-ST-DAL-0075-001              | REV NO: 0      |
| ANADARKO DRAWING NUMBER: EA-MZ-CI0100-WOR-E05-00076-01 |                |





**NOTES**

REFER TO STRUCTURAL GENERAL NOTES  
DRAWING C00290-00-TEN-00014

REFER TO LAYOUT DRAWING  
EA-MZ-CI0100-WOR-E05-00073-01

REFER TO BENDING SCHEDULE 46  
ON DRAWING EA-MZ-CI0100-WOR-E05-00067-01

**ISSUED FOR CONSTRUCTION**

WorleyParsons RSA retains the copyright in all intellectual property, including designs and/or documents prepared in terms of this appointment for the project covered by the appointment. The client may use the designs and/or documents for the sole purpose of their intended use on this project only subject to payment for the design having been received. Use for any other purpose, whether or not the design and/or documents have been paid for, constitutes an infringement of copyright, and all rights are reserved.

All dimensions must be verified on site before the works commence. Refer any discrepancies to the Engineer. Copyright reserved

**REVISIONS**

| NO. | DATE     | CHECKED BY | DONE BY | DESCRIPTION                |
|-----|----------|------------|---------|----------------------------|
| A   | 02/11/15 | TS         | NR      | ISSUED FOR INTERNAL REVIEW |
| B   | 03/11/15 | TS         | NR      | ISSUED FOR DETAIL DESIGN   |
| C   | 03/11/15 | TS         | NR      | ISSUED FOR SQUAD CHECK     |
| D   | 04/11/15 | TS         | NR      | ISSUED FOR CLIENT REVIEW   |
| E   | 17/11/15 | TS         | NR      | ISSUED FOR CLIENT REVIEW   |
| 0   | 03/12/15 | TS         | NR      | ISSUED FOR CONSTRUCTION    |

**WorleyParsons**  
resources & energy

39 MELROSE BOULEVARD, MELROSE ARCH, JOHANNESBURG  
P.O. Box 61232, MARSHALLTOWN, 2107  
TEL: +27 (0)11 218 3000  
FAX: +27(0)11 218 3100  
www.worleyparsons.com  
WorleyParsons RSA (Pty) Ltd.

| NAME                              | SIGNATURE           | DATE     |
|-----------------------------------|---------------------|----------|
| DRAWN BY: N ROBINSON              | <i>N Robinson</i>   | 03/12/15 |
| CHECKED: T SNYDERS                | <i>T Snyder</i>     | 03/12/15 |
| DESIGNER: T SNYDERS               | <i>T Snyder</i>     | 03/12/15 |
| PR ENG: I ROBINSON                | <i>I Robinson</i>   | 03/12/15 |
| PROJECT ENG MANAGER: L PADAYACHEE | <i>L Padayachee</i> | 03/12/15 |
| LOCAL PR ENG:                     |                     |          |
| CLIENT:                           |                     |          |

CLIENT

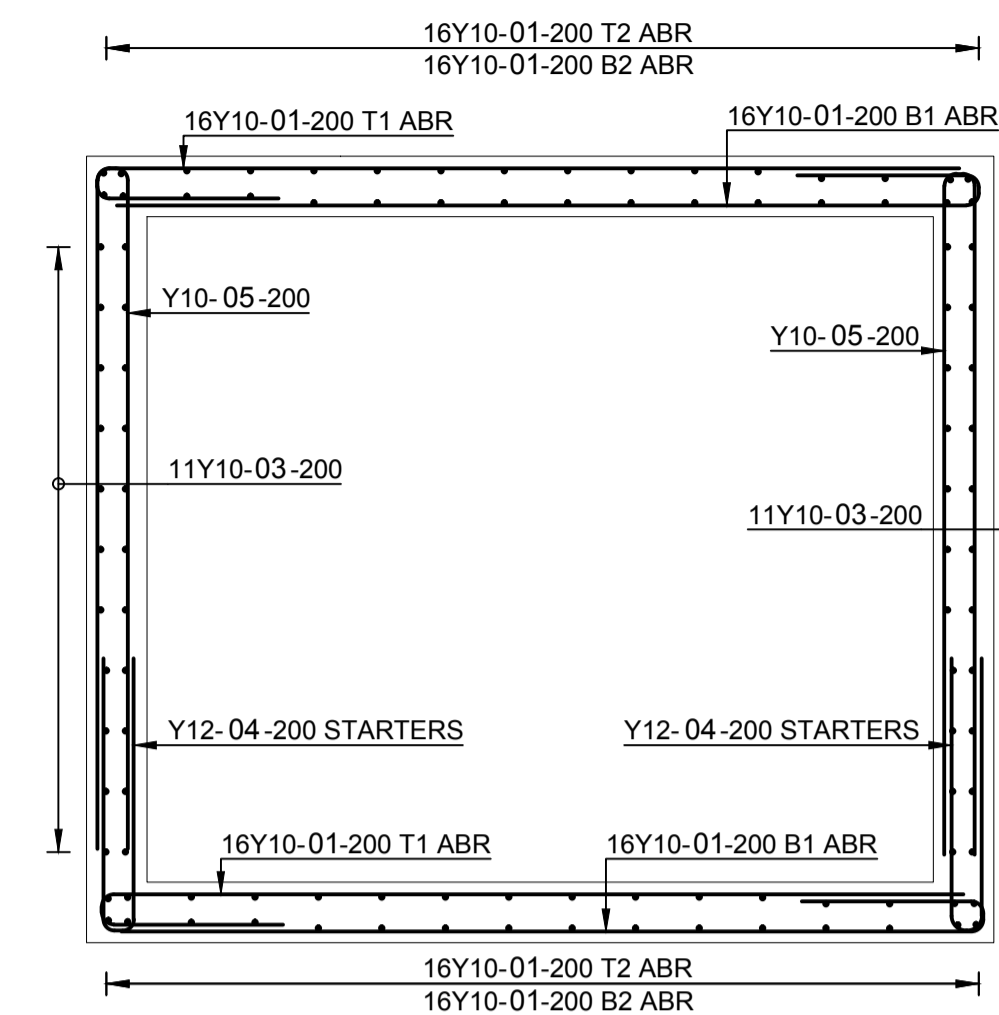
**MOZAMBIQUE GAS DEVELOPMENT PROJECT**

**Anadarko**  
Moçambique Área 1, Lda

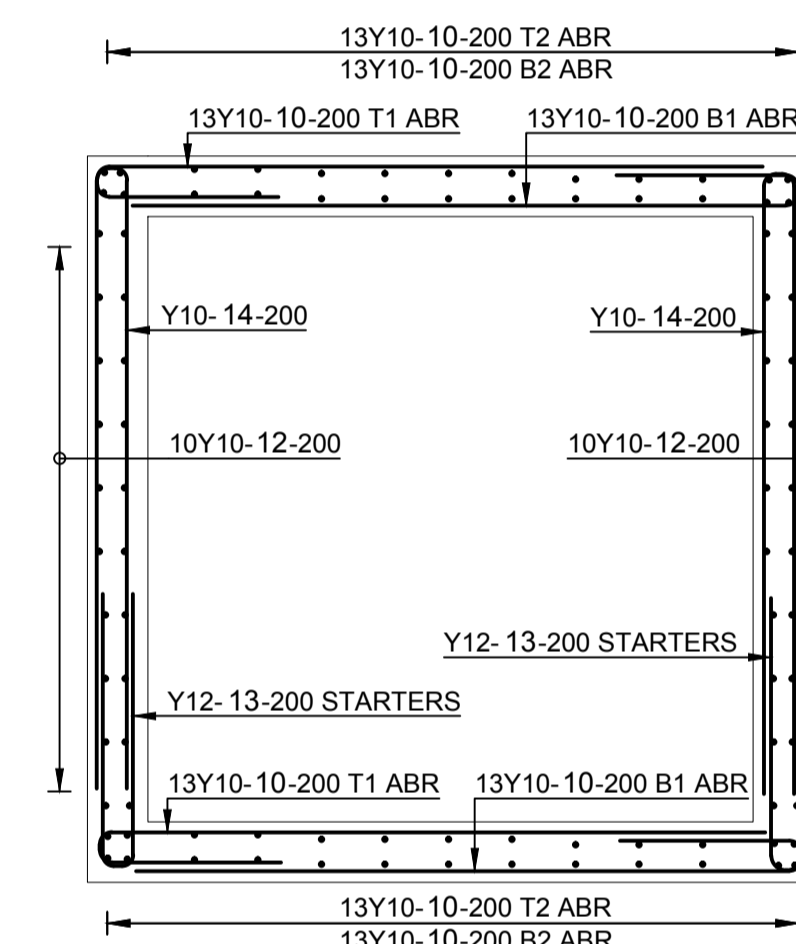
PROJECT  
**AMA 1 RESETTLEMENT VILLAGE**

DRAWING DESCRIPTION  
**HEALTH CENTER HOSPITAL WASTE DEPOSIT BOXES REINFORCEMENT**

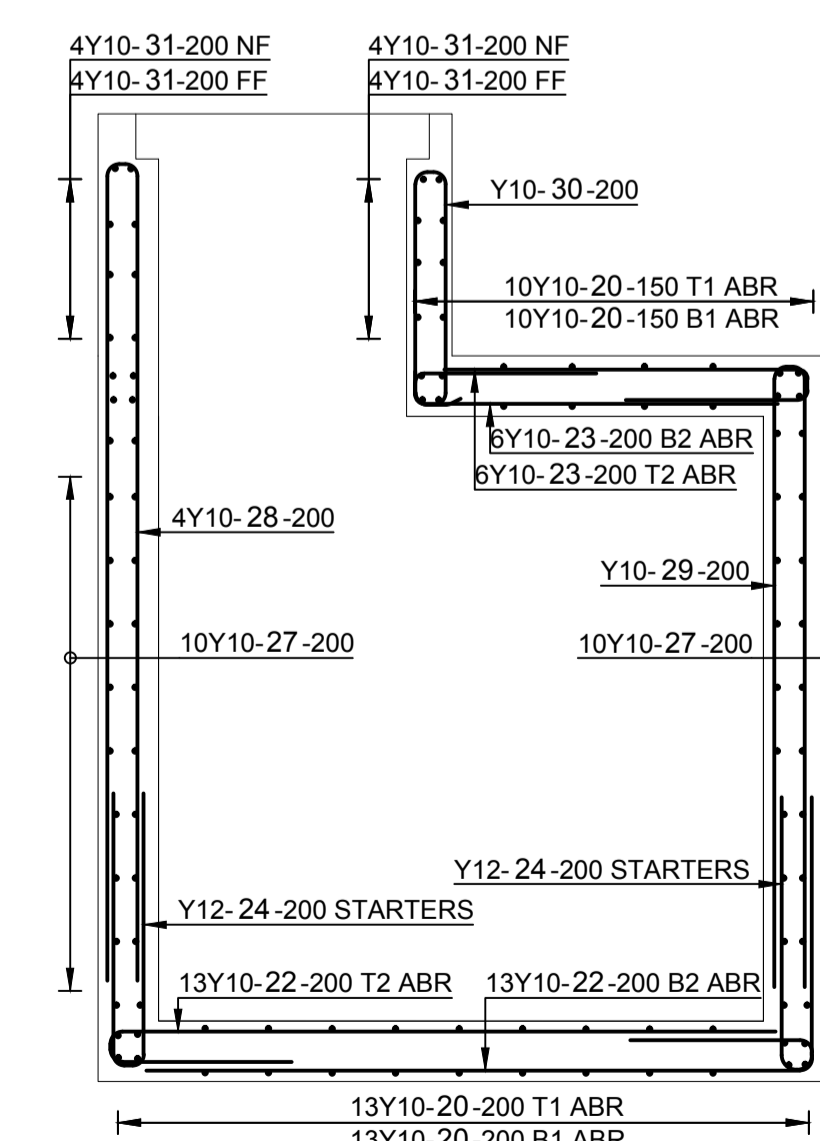
|  |                  |
|--|------------------|
| SCALE<br>AS SHOWN<br>ORIGINAL DWG SIZE A1                | DATE<br>DEC 2015 |
| DRAWING NUMBER<br>C00290-00-ST-DAL-0074-001              | REV NO<br>0      |
| ANADARKO DRAWING NUMBER<br>EA-MZ-CI0100-WOR-E05-00075-01 |                  |



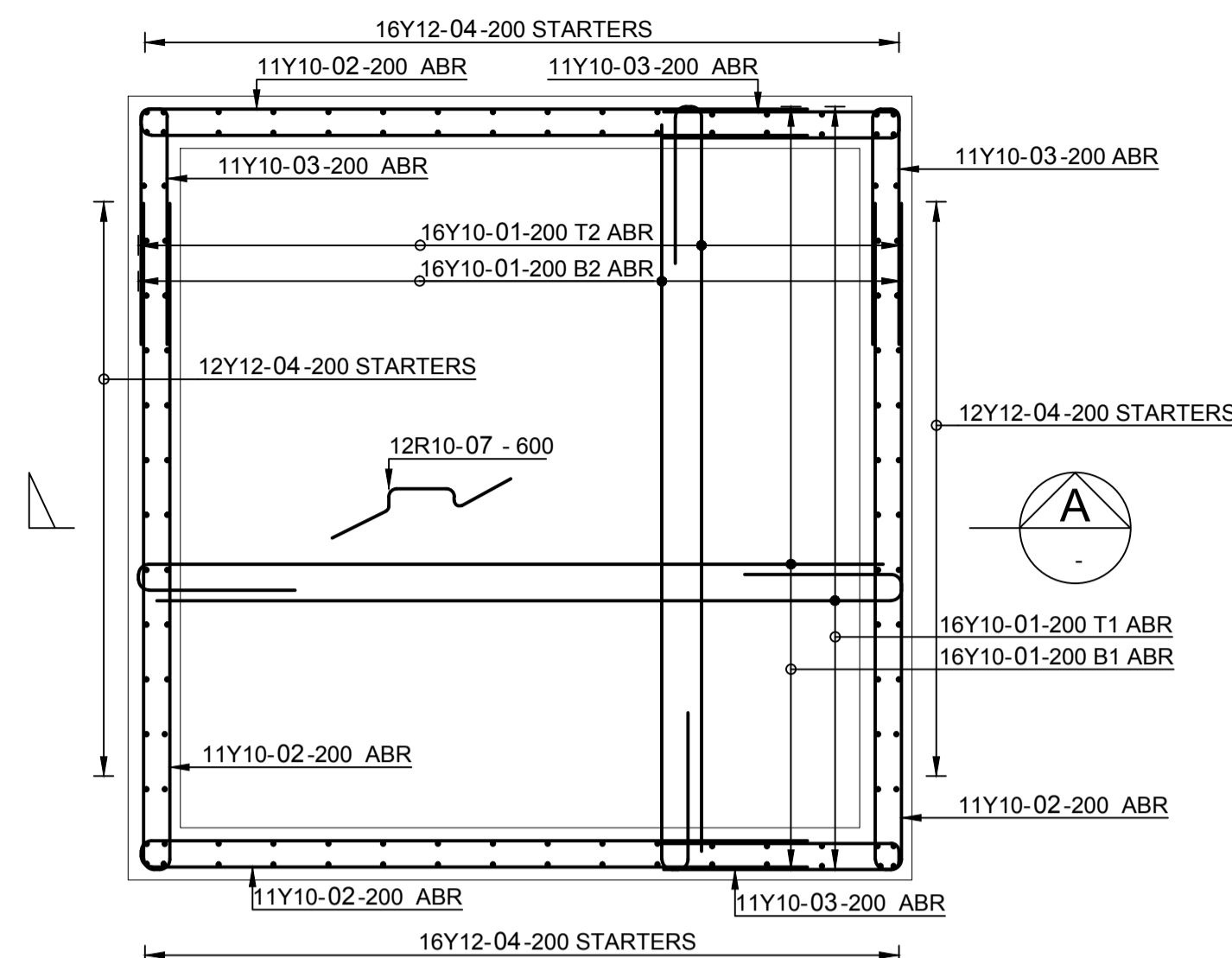
**SECTION A**  
SCALE 1:25



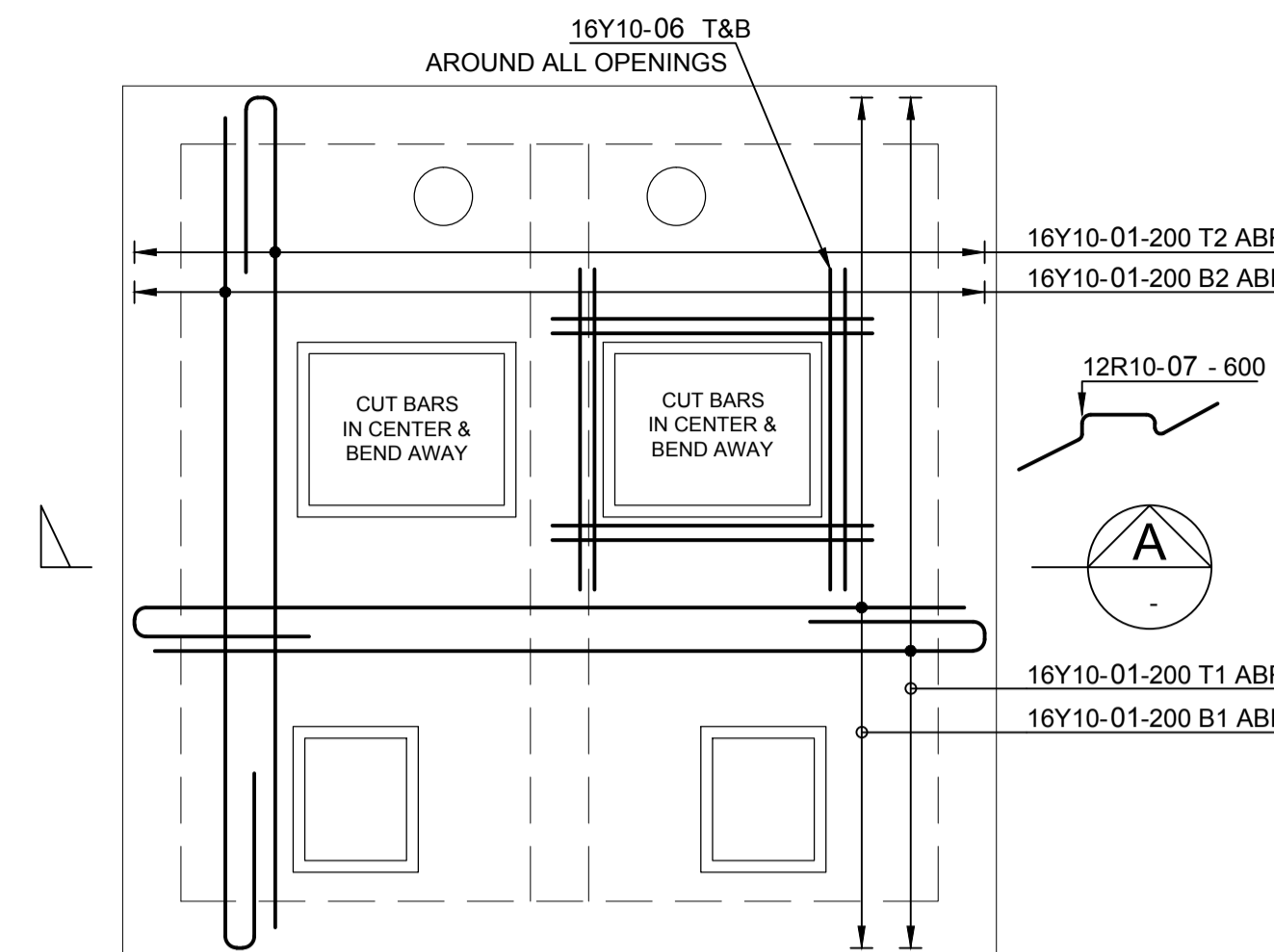
**SECTION B**  
SCALE 1:25



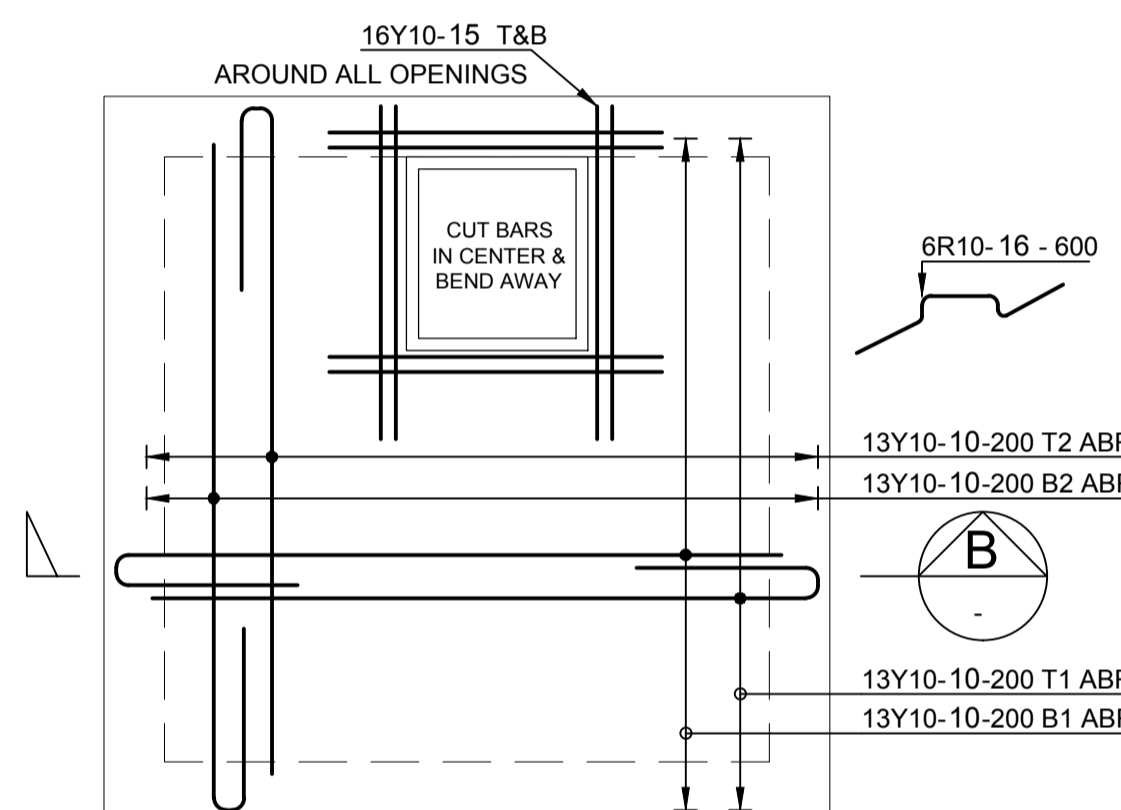
**SECTION C**  
SCALE 1:25



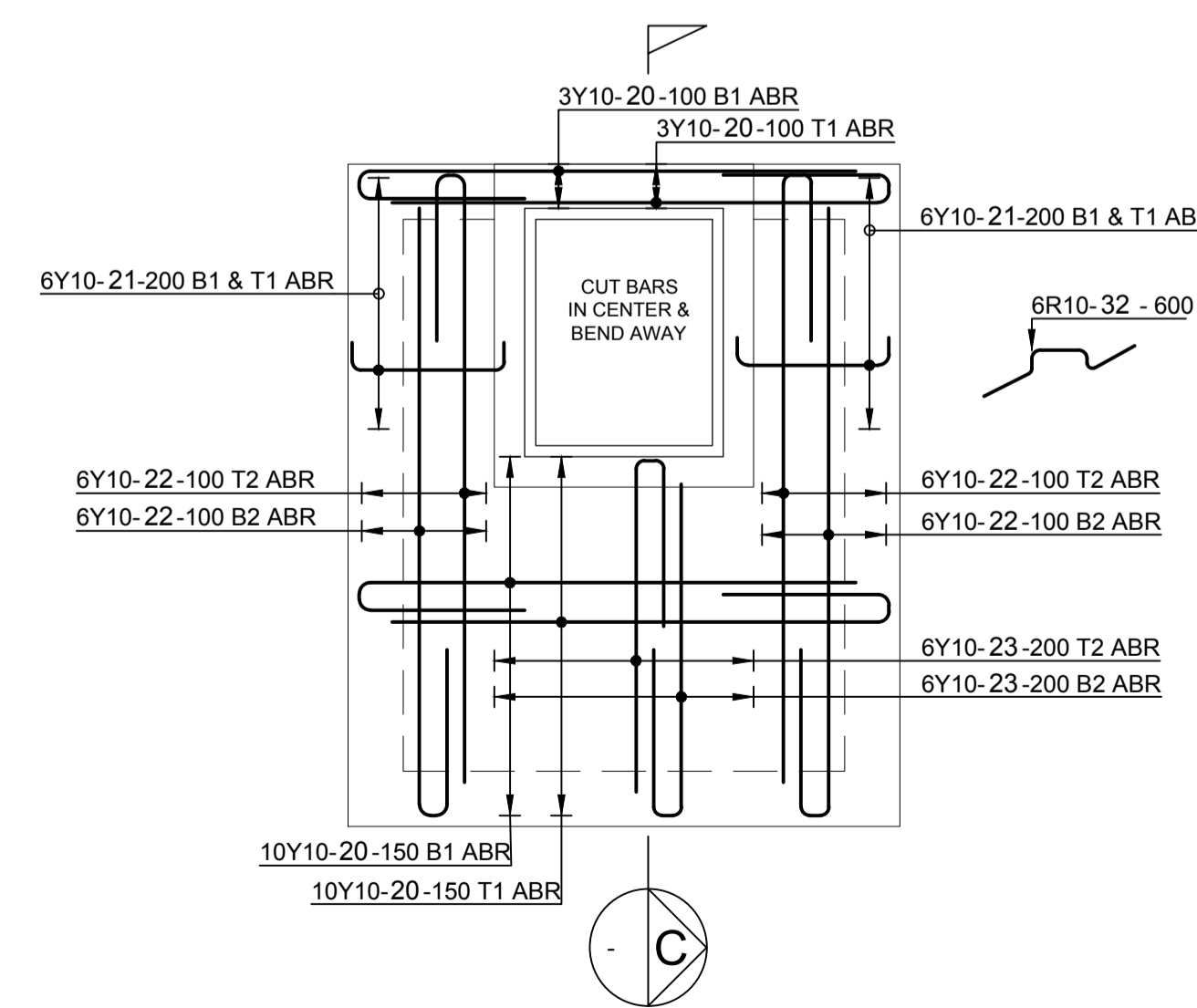
**PLACENTA DEPOSIT FLOOR SLAB REINFORCEMENT**  
SCALE 1:25



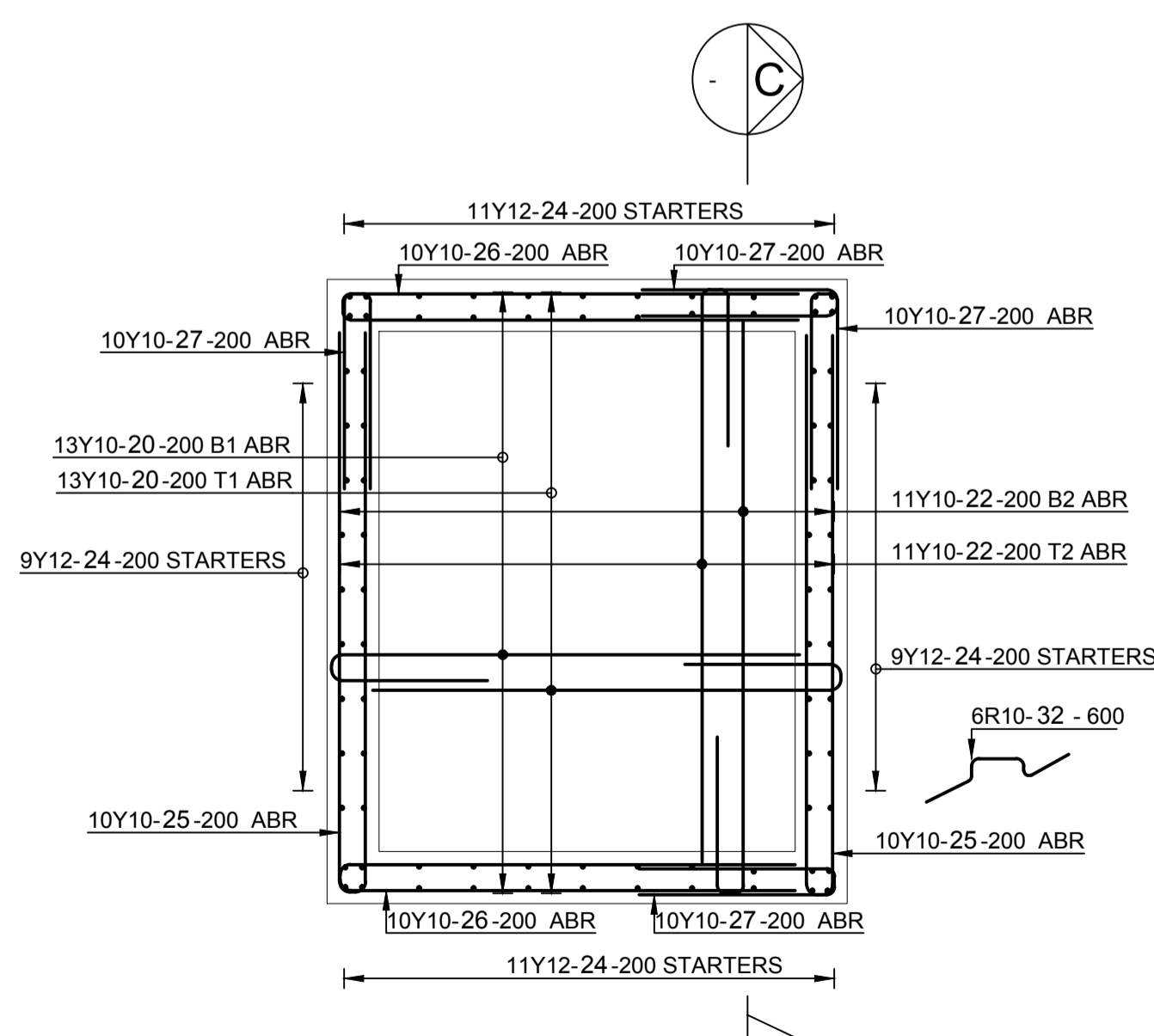
**PLACENTA DEPOSIT TOP SLAB REINFORCEMENT**  
SCALE 1:25



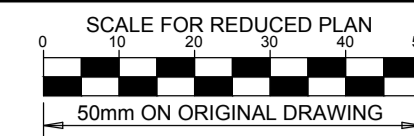
**NEEDLES DEPOSIT TOP SLAB REINFORCEMENT**  
SCALE 1:25



**GLASS CRUSHER TOP SLAB REINFORCEMENT**  
SCALE 1:25



**GLASS CRUSHER FLOOR SLAB REINFORCEMENT**  
SCALE 1:25



**NOTES**

REFER TO STRUCTURAL GENERAL NOTES  
DRAWING C00290-00-TEN-00014  
REFER TO LAYOUT DRAWING  
EA-MZ-CI0100-WOR-E05-00072-01  
REFER TO BENDING SCHEDULE 45  
ON DRAWING EA-MZ-CI0100-WOR-E05-00067-01

**ISSUED FOR CONSTRUCTION**

WorleyParsons RSA retains the copyright in all intellectual property, including designs and/or documents prepared in terms of this appointment for the project covered by the appointment. The client may use the designs and/or documents for the sole purpose of their intended use on this project only subject to payment for the design having been received. Use for any other purpose, whether or not the design and/or documents have been paid for, constitutes an infringement of copyright, and all rights are reserved.

All dimensions must be verified on site before the works commence. Refer any discrepancies to the Engineer. Copyright reserved

**REVISIONS**

| NO. | DATE     | CHECKED BY | DONE BY | DESCRIPTION                |
|-----|----------|------------|---------|----------------------------|
| A   | 28/10/15 | TS         | NR      | ISSUED FOR INTERNAL REVIEW |
| B   | 30/10/15 | TS         | NR      | ISSUED FOR DETAIL DESIGN   |
| C   | 30/10/15 | TS         | NR      | ISSUED FOR SQUAD CHECK     |
| D   | 04/11/15 | TS         | NR      | ISSUED FOR CLIENT REVIEW   |
| E   | 17/11/15 | TS         | NR      | ISSUED FOR CLIENT REVIEW   |
| 0   | 03/12/15 | TS         | NR      | ISSUED FOR CONSTRUCTION    |

**WorleyParsons**  
resources & energy  
39 MELROSE BOULEVARD, MELROSE ARCH, JOHANNESBURG  
P.O. Box 61232, MARSHALLTOWN, 2107  
TEL: +27 (0)11 218 3000  
FAX: +27(0)11 218 3100  
www.worleyparsons.com  
WorleyParsons RSA (Pty) Ltd.

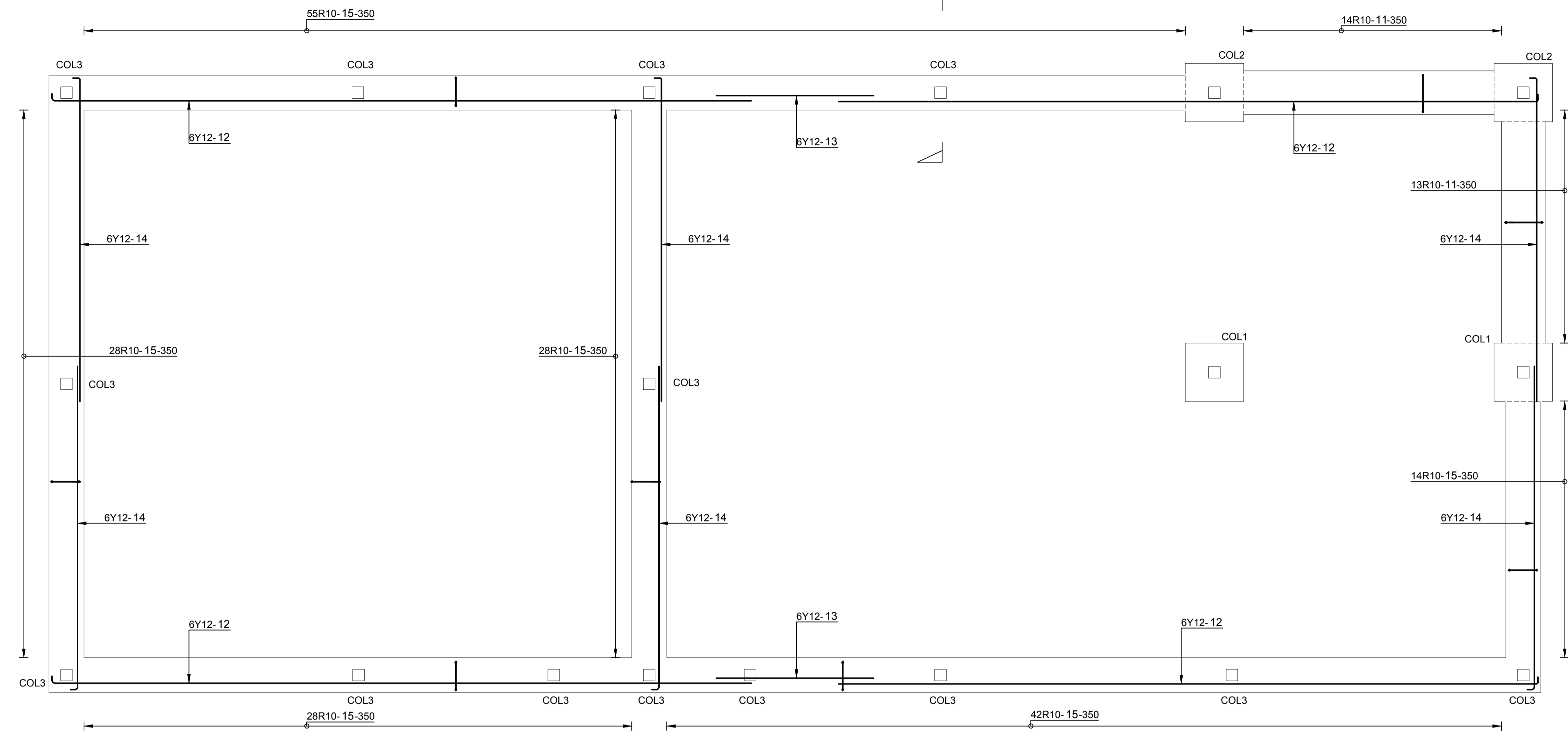
| NAME                              | SIGNATURE           | DATE     |
|-----------------------------------|---------------------|----------|
| DRAWN BY: N ROBINSON              | <i>N Robinson</i>   | 03/12/15 |
| CHECKED: T SNYDERS                | <i>T Snyder</i>     | 03/12/15 |
| DESIGNER: T SNYDERS               | <i>T Snyder</i>     | 03/12/15 |
| PR ENG: I ROBINSON                | <i>I Robinson</i>   | 03/12/15 |
| PROJECT ENG MANAGER: L PADAYACHEE | <i>L Padayachee</i> | 03/12/15 |
| LOCAL PR ENG:                     |                     |          |
| CLIENT:                           |                     |          |

**MOZAMBIQUE**  
GAS DEVELOPMENT PROJECT

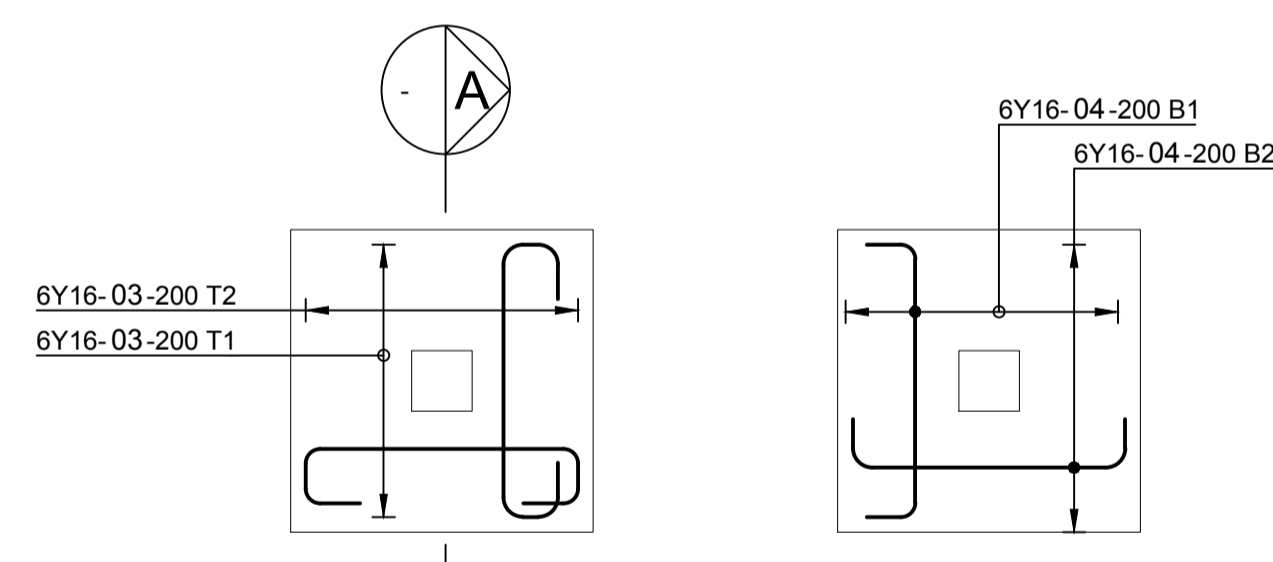
**Anadarko**  
Moçambique Área 1, Lda

PROJECT  
**AMA 1  
RESETTLEMENT  
VILLAGE**  
DRAWING DESCRIPTION  
**HEALTH CENTER  
HOSPITAL WASTE  
REINFORCEMENT**

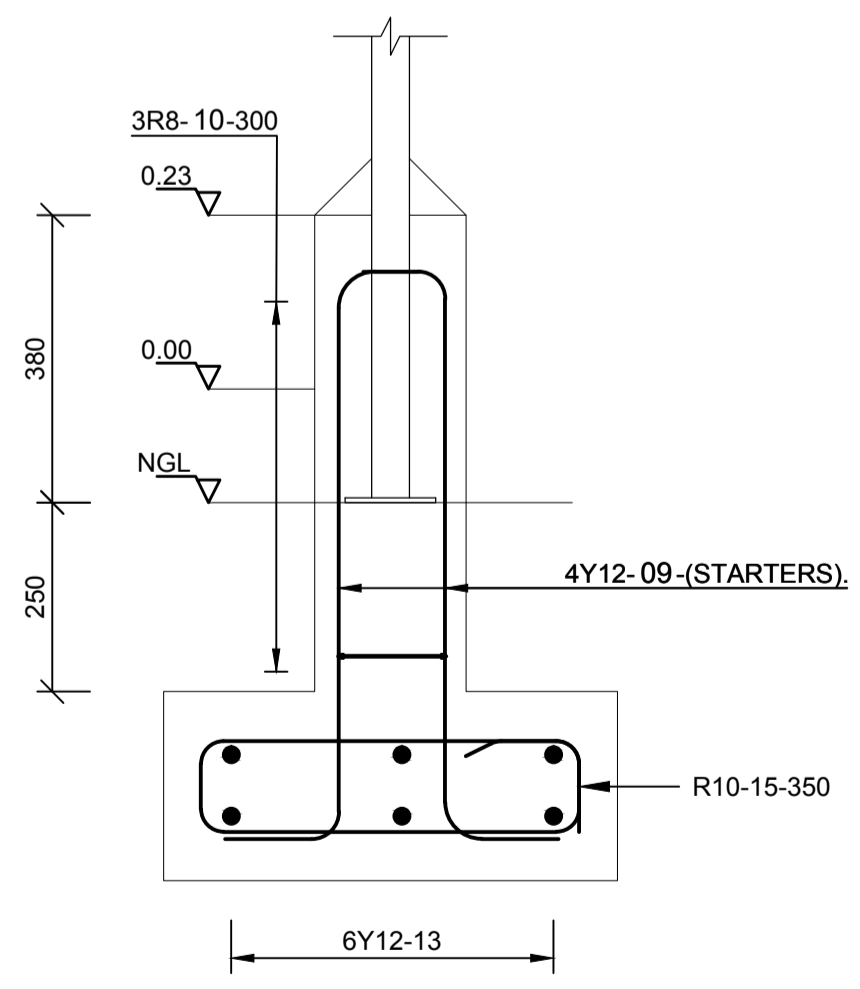
|  |                  |
|--|------------------|
| SCALE<br>AS SHOWN<br>ORIGINAL DWG SIZE A1                | DATE<br>DEC 2015 |
| DRAWING NUMBER<br>C00290-00-ST-DAL-0073-001              | REV NO<br>0      |
| ANADARKO DRAWING NUMBER<br>EA-MZ-CI0100-WOR-E05-00074-01 |                  |



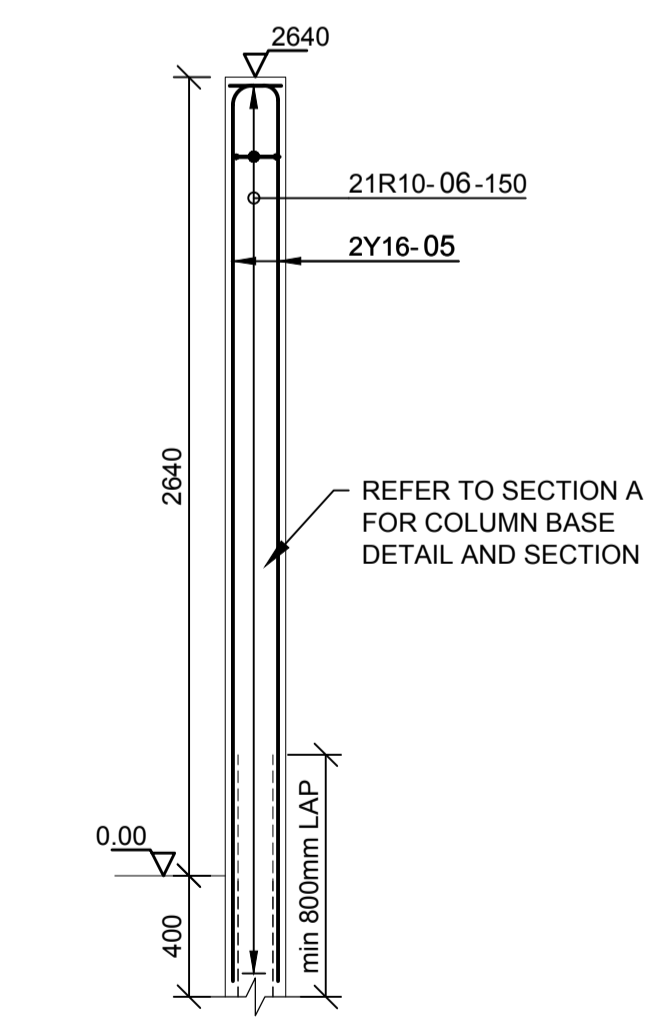
**FOUNDATION REINFORCEMENT**  
SCALE: 1:50



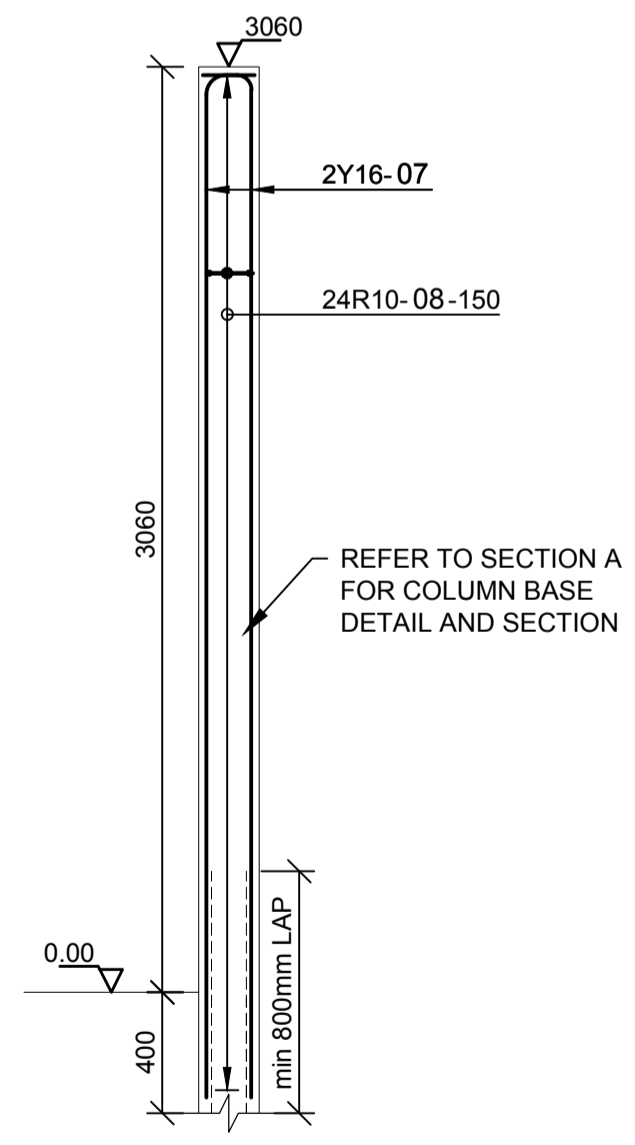
**1000x1000 BASE  
TYPICAL REINFORCEMENT**  
SCALE 1 : 25



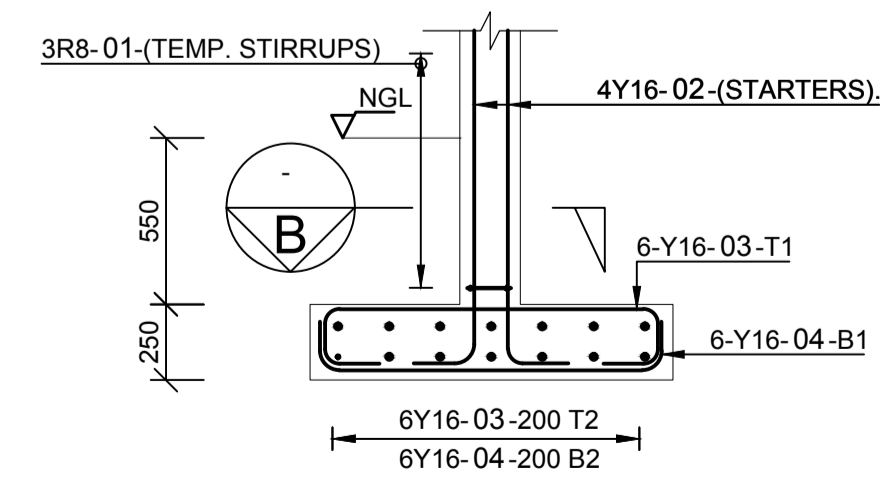
**TYPICAL COLUMN 3  
REINFORCEMENT**  
SCALE 1: 10



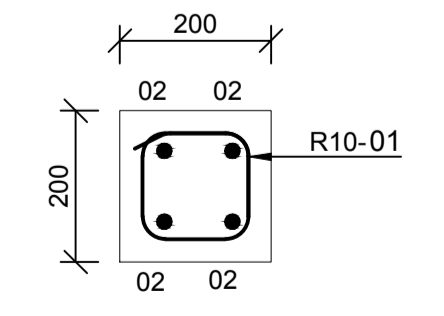
**TYPICAL COLUMN 1  
REINFORCEMENT**  
SCALE 1 : 25



**TYPICAL COLUMN 2  
REINFORCEMENT**  
SCALE 1 : 25

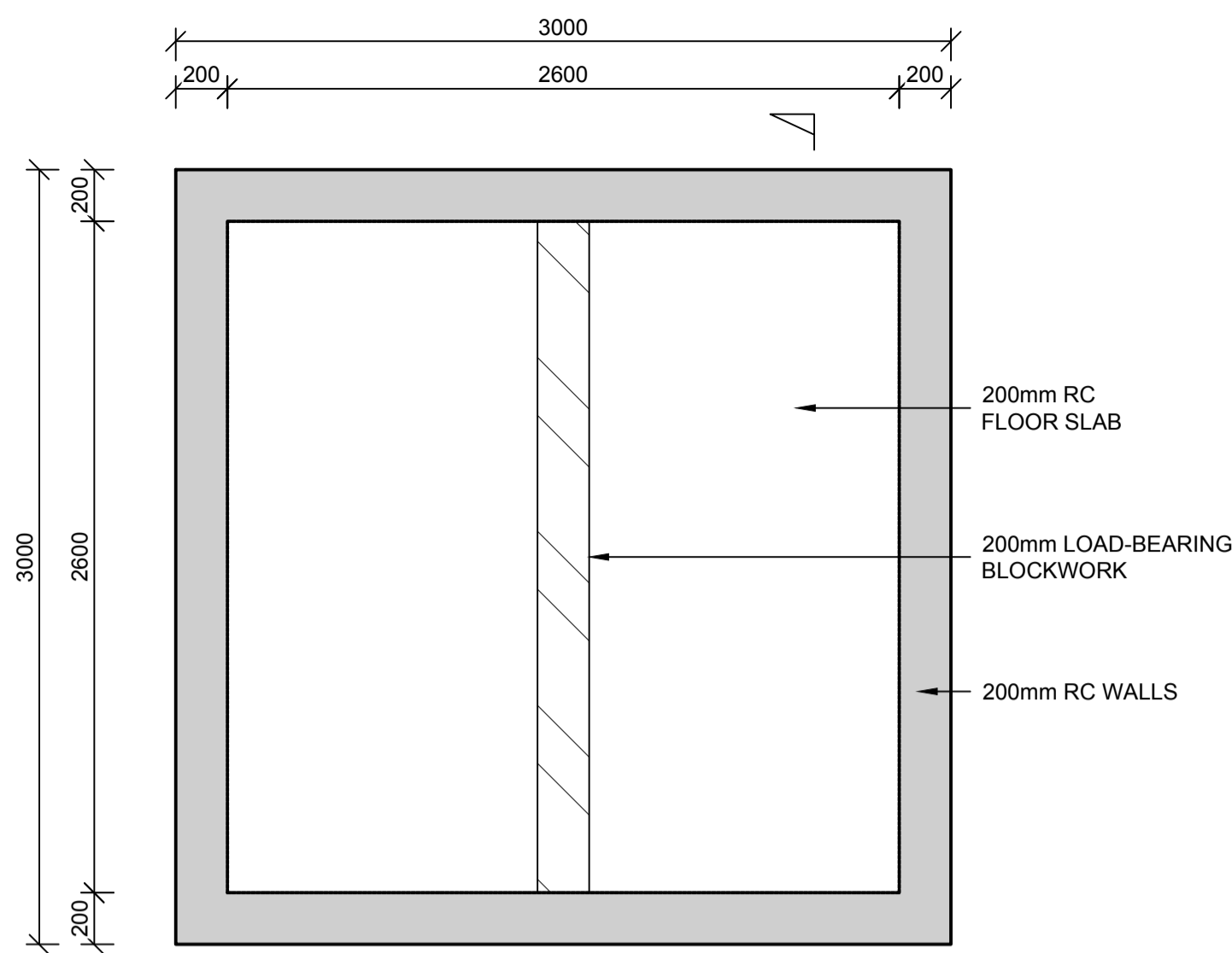


**SECTION A**  
SCALE 1:25



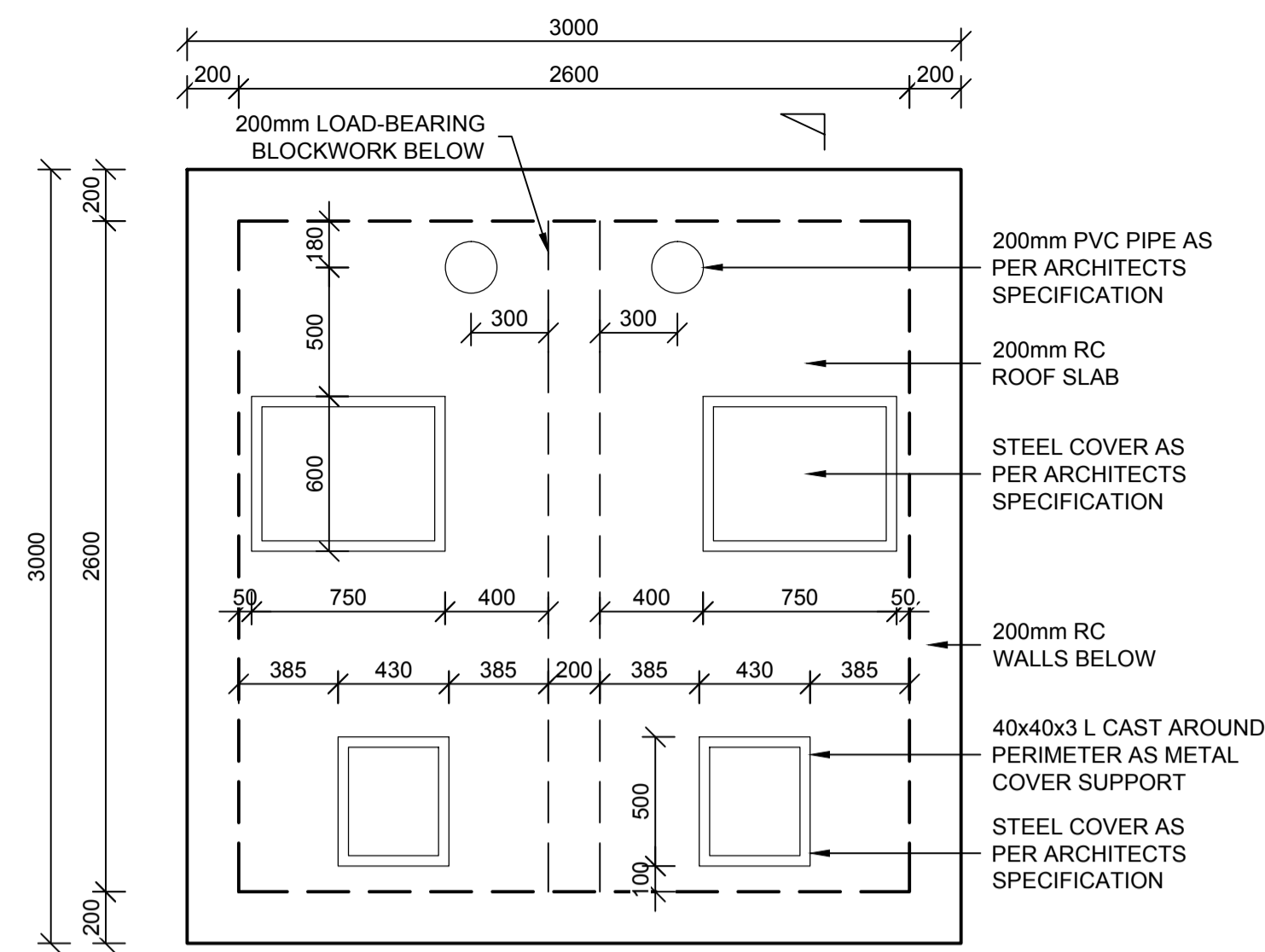
**SECTION B**  
SCALE 1: 10

**SECTION C**  
SCALE 1: 10



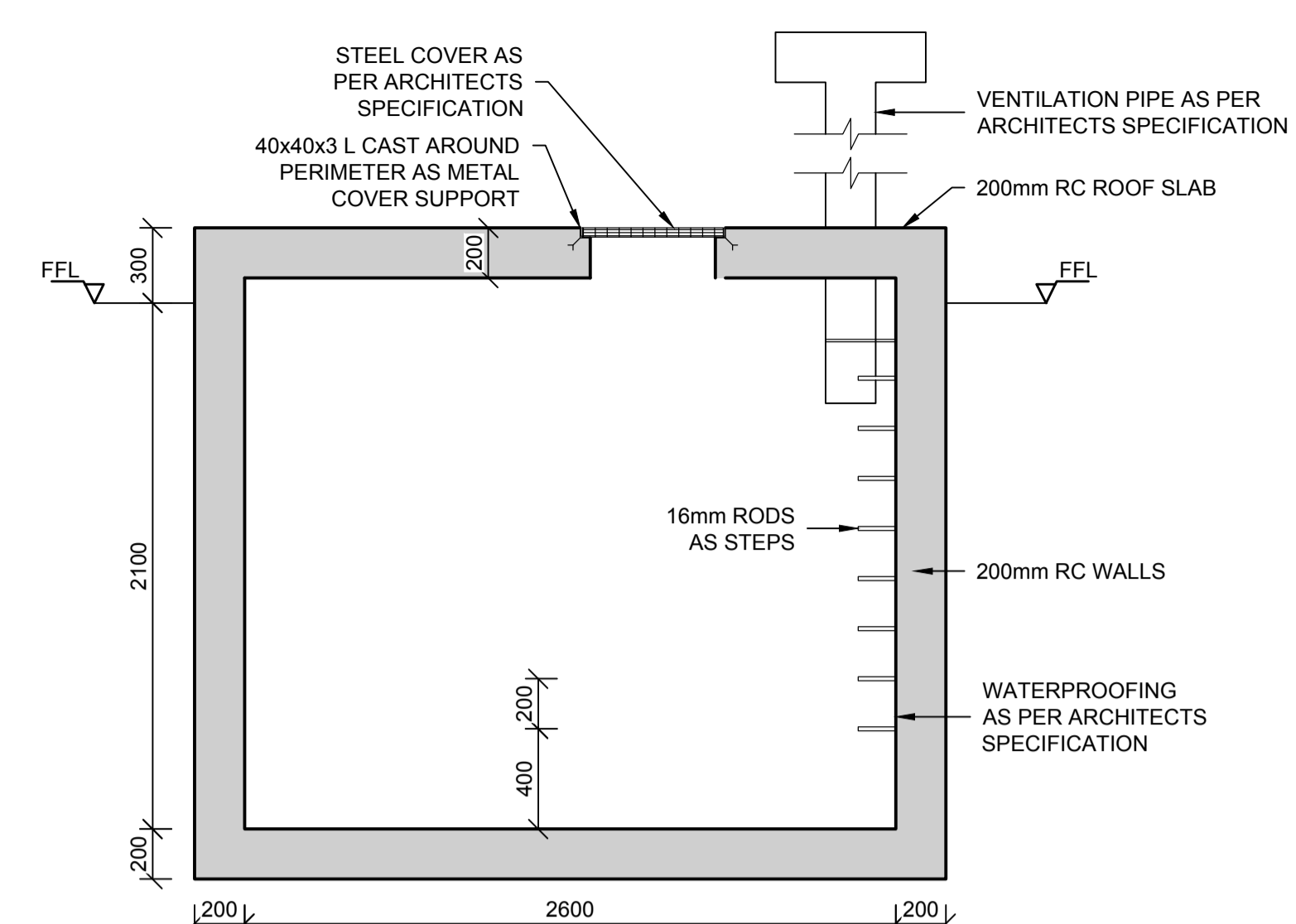
PLACENTA DEPOSIT  
FLOOR SLAB LAYOUT

SCALE 1 : 25



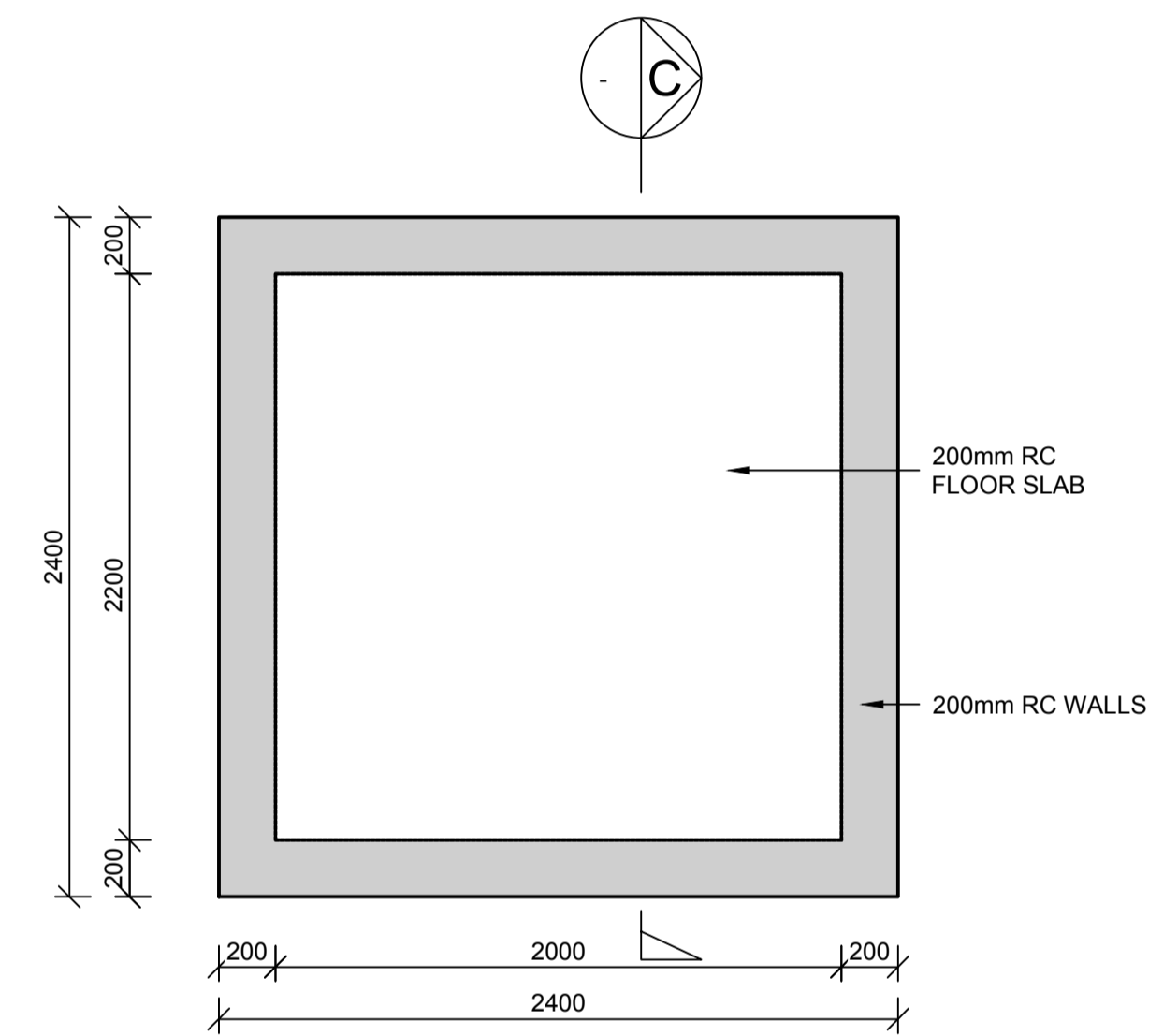
PLACENTA DEPOSIT  
TOP SLAB LAYOUT

SCALE 1 : 25



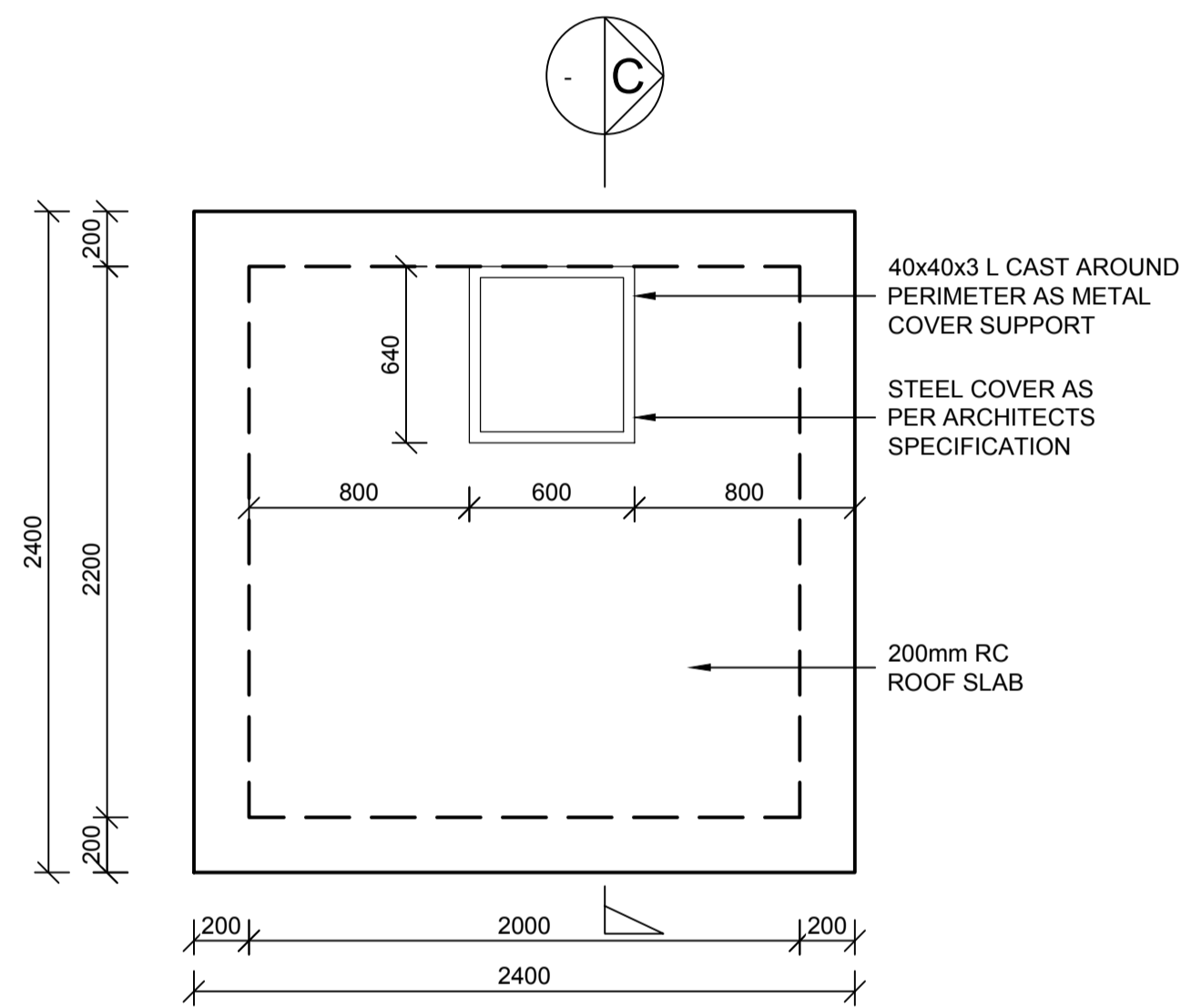
SECTION B

SCALE 1: 25



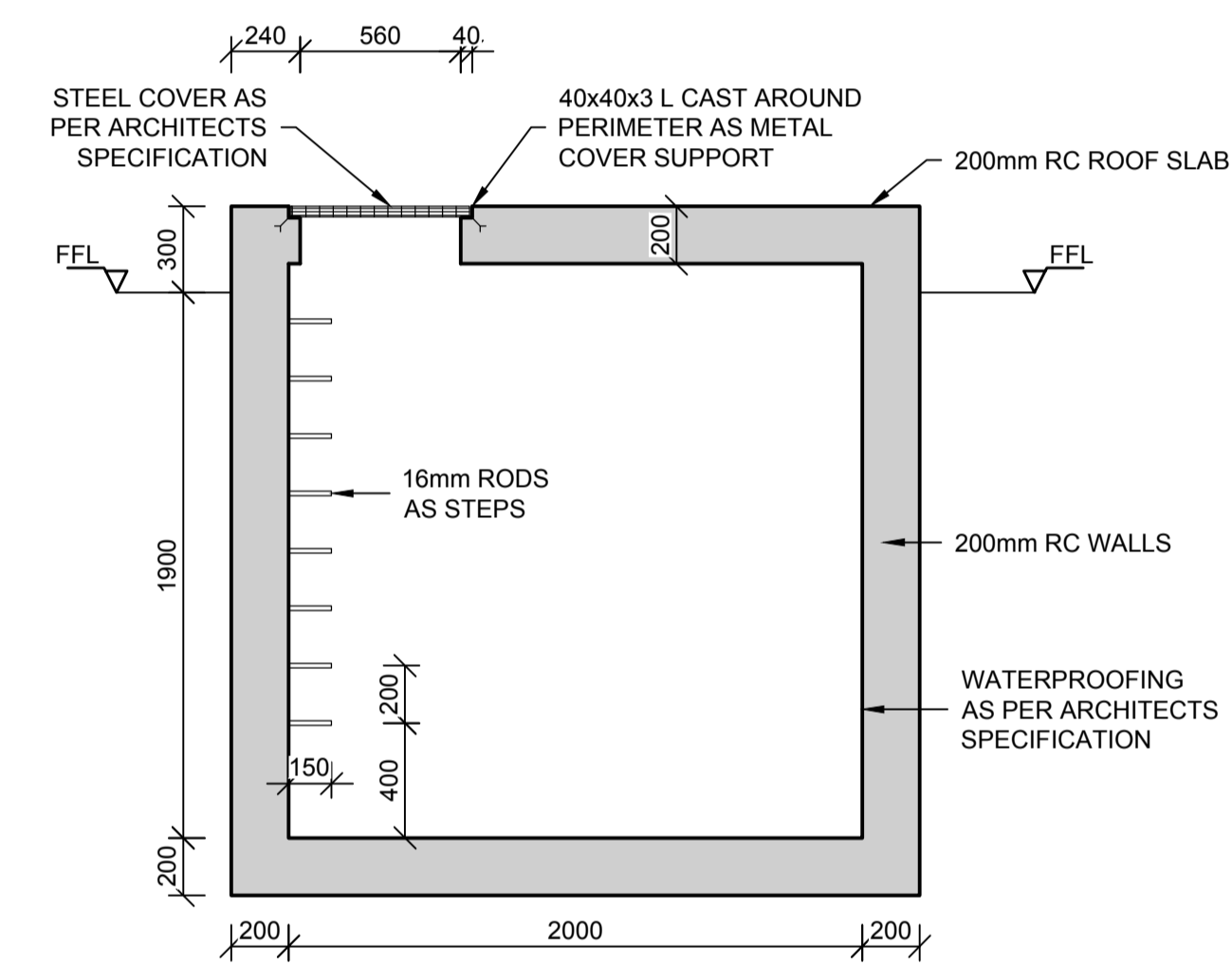
NEEDLES DEPOSIT  
FLOOR SLAB LAYOUT

SCALE 1 : 25



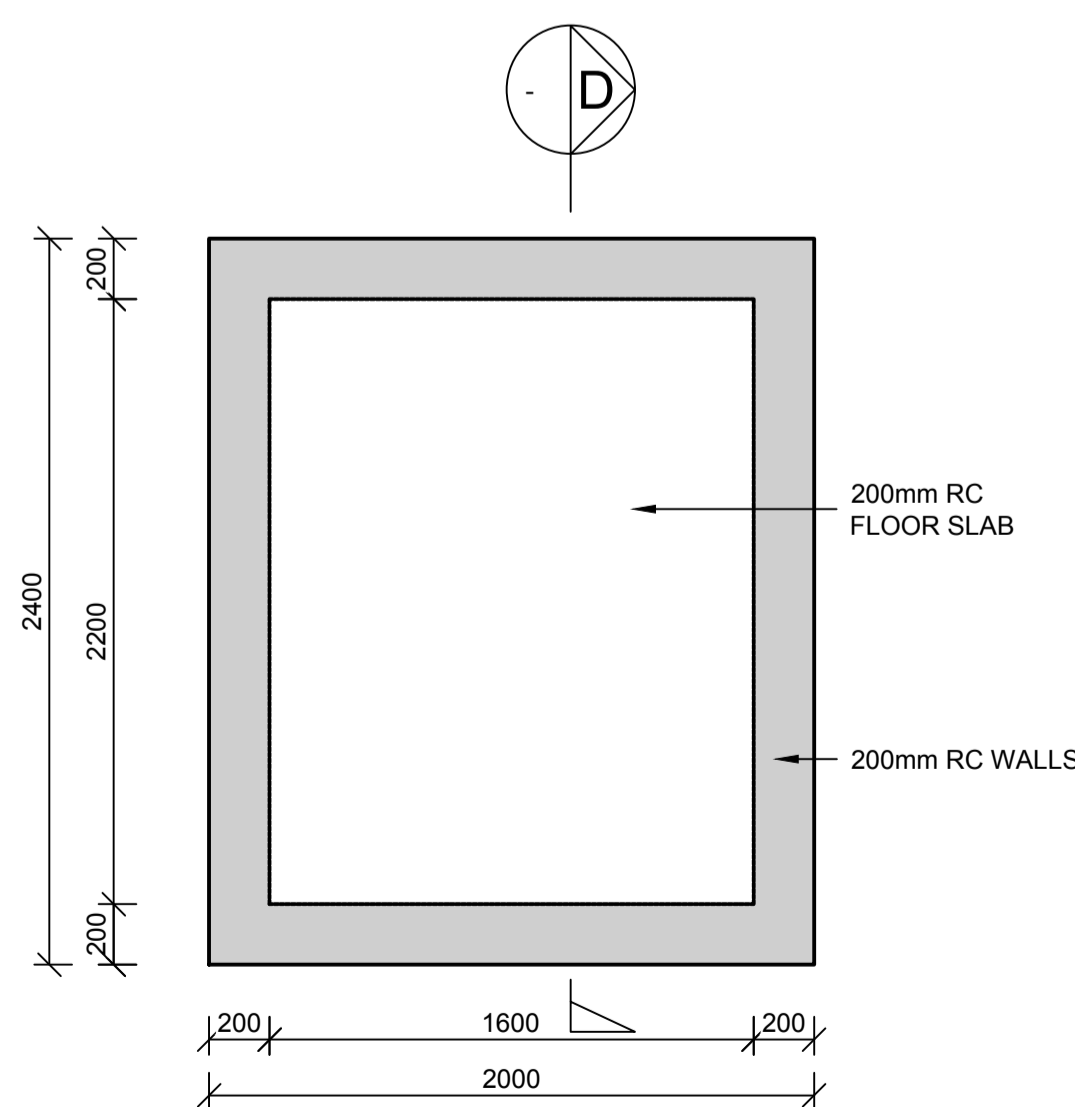
NEEDLES DEPOSIT  
TOP SLAB LAYOUT

SCALE 1 : 25



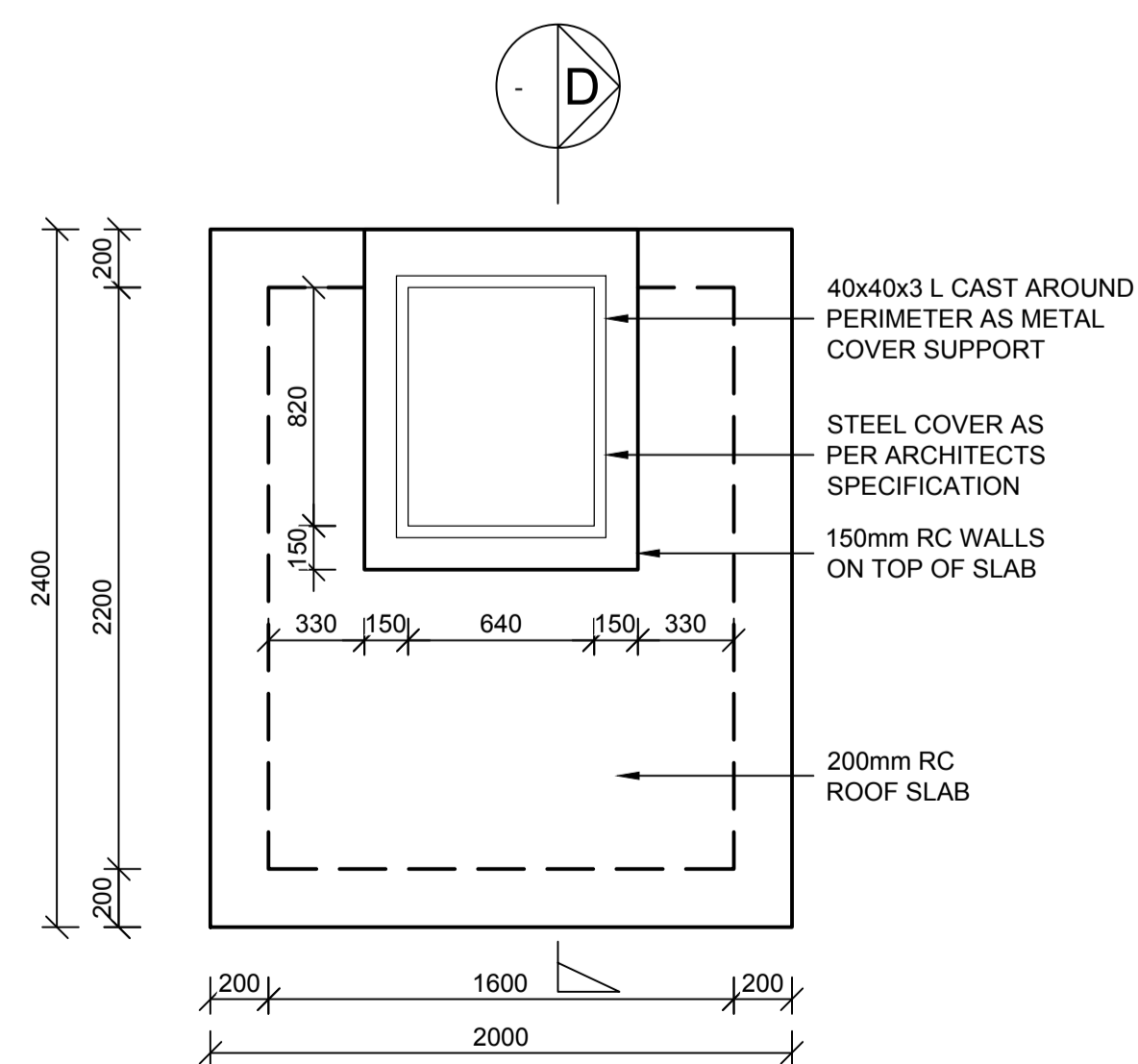
SECTION C

SCALE 1: 25



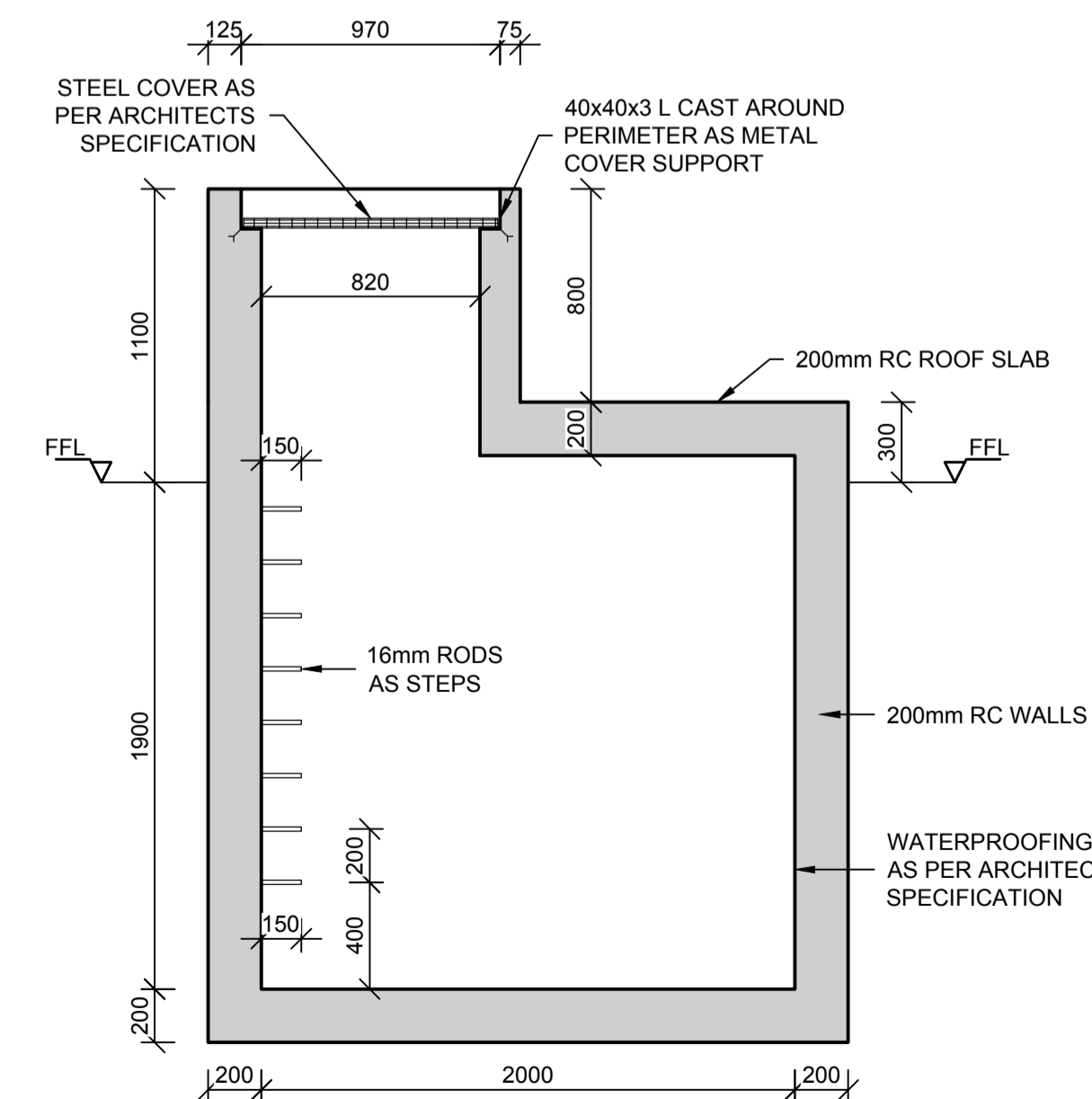
GLASS CRUSHER  
FLOOR SLAB LAYOUT

SCALE 1 : 25



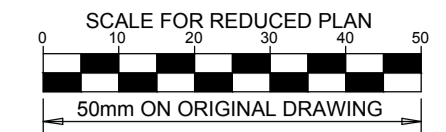
GLASS CRUSHER  
TOP SLAB LAYOUT

SCALE 1 : 25



SECTION D

SCALE 1: 25



NOTES

REFER TO STRUCTURAL GENERAL NOTES  
DRAWING C00290-00-TEN-00014  
REFER TO REINFORCEMENT DRAWING  
EA-MZ-CI0100-WOR-E05-00075-01

**ISSUED FOR  
CONSTRUCTION**

WorleyParsons RSA retains the copyright in all intellectual property, including designs and/or documents prepared in terms of this appointment for the project covered by the appointment. The client may use the designs and/or documents for the sole purpose of their intended use on this project only subject to payment for the design having been received. Use for any other purpose, whether or not the design and/or documents have been paid for, constitutes an infringement of copyright, and all rights are reserved.

All dimensions must be verified on site before the works commence. Refer any discrepancies to the Engineer. Copyright reserved

REVISIONS

| NO. | DATE     | CHECKED BY | DONE BY | DESCRIPTION                |
|-----|----------|------------|---------|----------------------------|
| A   | 28/10/15 | TS         | NR      | ISSUED FOR INTERNAL REVIEW |
| B   | 30/10/15 | TS         | NR      | ISSUED FOR DETAIL DESIGN   |
| C   | 30/10/15 | TS         | NR      | ISSUED FOR SQUAD CHECK     |
| D   | 04/11/15 | TS         | NR      | ISSUED FOR CLIENT REVIEW   |
| E   | 17/11/15 | TS         | NR      | ISSUED FOR CLIENT REVIEW   |
| F   | 03/12/15 | TS         | NR      | ISSUED FOR CONSTRUCTION    |

**WorleyParsons**  
resources & energy  
39 MELROSE BOULEVARD, MELROSE ARCH, JOHANNESBURG  
P.O. Box 61232, MARSHALLTOWN, 2107  
TEL: +27 (0)11 218 3000  
FAX: +27(0)11 218 3100  
www.worleyparsons.com  
WorleyParsons RSA (Pty) Ltd.

| NAME                              | SIGNATURE           | DATE     |
|-----------------------------------|---------------------|----------|
| DRAWN BY: N ROBINSON              | <i>N Robinson</i>   | 03/12/15 |
| CHECKED: T SNYDERS                | <i>T Snymers</i>    | 03/12/15 |
| DESIGNER: T SNYDERS               | <i>T Snymers</i>    | 03/12/15 |
| PR ENG: I ROBINSON                | <i>I Robinson</i>   | 03/12/15 |
| PROJECT ENG MANAGER: L PADAYACHEE | <i>L Padayachee</i> | 03/12/15 |
| LOCAL PR ENG:                     |                     |          |
| CLIENT:                           |                     |          |

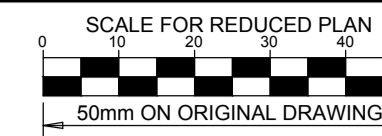
CLIENT

**MOZAMBIQUE**  
GAS DEVELOPMENT PROJECT

**Anadarko**  
Moçambique Área 1, Lda

PROJECT  
**AMA 1  
RESETTLEMENT  
VILLAGE**  
DRAWING DESCRIPTION  
**HEALTH CENTER  
HOSPITAL WASTE  
DEPOSIT BOXES**

| SCALE  | DATE     |
|--|----------|
| AS SHOWN<br>ORIGINAL DWG SIZE A1                         | DEC 2015 |
| DRAWING NUMBER   | REV NO   |
| C00290-00-ST-DAL-0072-001                                | 0        |
| ANADARKO DRAWING NUMBER<br>EA-MZ-CI0100-WOR-E05-00073-01 |          |



**NOTES**

REFER TO STRUCTURAL GENERAL NOTES  
DRAWING C00290-00-TEN-00014  
REFER TO REINFORCEMENT DRAWING  
EA-MZ-CI0100-WOR-E05-00074-01

**ISSUED FOR CONSTRUCTION**

WorleyParsons RSA retains the copyright in all intellectual property, including designs and/or documents prepared in connection with this appointment for the project covered by the appointment. The client may use the designs and/or documents for the sole purpose of their intended use on this project only subject to payment for the design having been received. Use for any other purpose, whether or not the design and/or documents have been paid for, constitutes an infringement of copyright, and all rights are reserved.

All dimensions must be verified on site before the works commence. Refer any discrepancies to the Engineer. Copyright reserved

**REVISIONS**

| NO. | DATE     | CHECKED BY | DONE BY | DESCRIPTION                |
|-----|----------|------------|---------|----------------------------|
| A   | 28/10/15 | TS         | NR      | ISSUED FOR INTERNAL REVIEW |
| B   | 30/10/15 | TS         | NR      | ISSUED FOR DETAIL DESIGN   |
| C   | 30/10/15 | TS         | NR      | ISSUED FOR SQUAD CHECK     |
| D   | 04/11/15 | TS         | NR      | ISSUED FOR CLIENT REVIEW   |
| E   | 17/11/15 | TS         | NR      | ISSUED FOR INTERNAL REVIEW |
| F   | 03/12/15 | TS         | NR      | ISSUED FOR CONSTRUCTION    |



39 MELROSE BOULEVARD, MELROSE ARCH, JOHANNESBURG  
P.O. Box 61232, MARSHALLTOWN, 2107  
TEL: +27 (0)11 218 3000  
FAX: +27(0)11 218 3100  
www.worleyparsons.com  
WorleyParsons RSA (Pty) Ltd.

| NAME                              | SIGNATURE           | DATE     |
|-----------------------------------|---------------------|----------|
| DRAWN BY: N ROBINSON              | <i>N Robinson</i>   | 03/12/15 |
| CHECKED: T SNYDERS                | <i>T Snyder</i>     | 03/12/15 |
| DESIGNER: T SNYDERS               | <i>T Snyder</i>     | 03/12/15 |
| PR ENG: I ROBINSON                | <i>I Robinson</i>   | 03/12/15 |
| PROJECT ENG MANAGER: L PADAYACHEE | <i>L Padayachee</i> | 03/12/15 |
| LOCAL PR ENG:                     |                     |          |
| CLIENT:                           |                     |          |

CLIENT



PROJECT  
**AMA 1  
RESETTLEMENT  
VILLAGE**

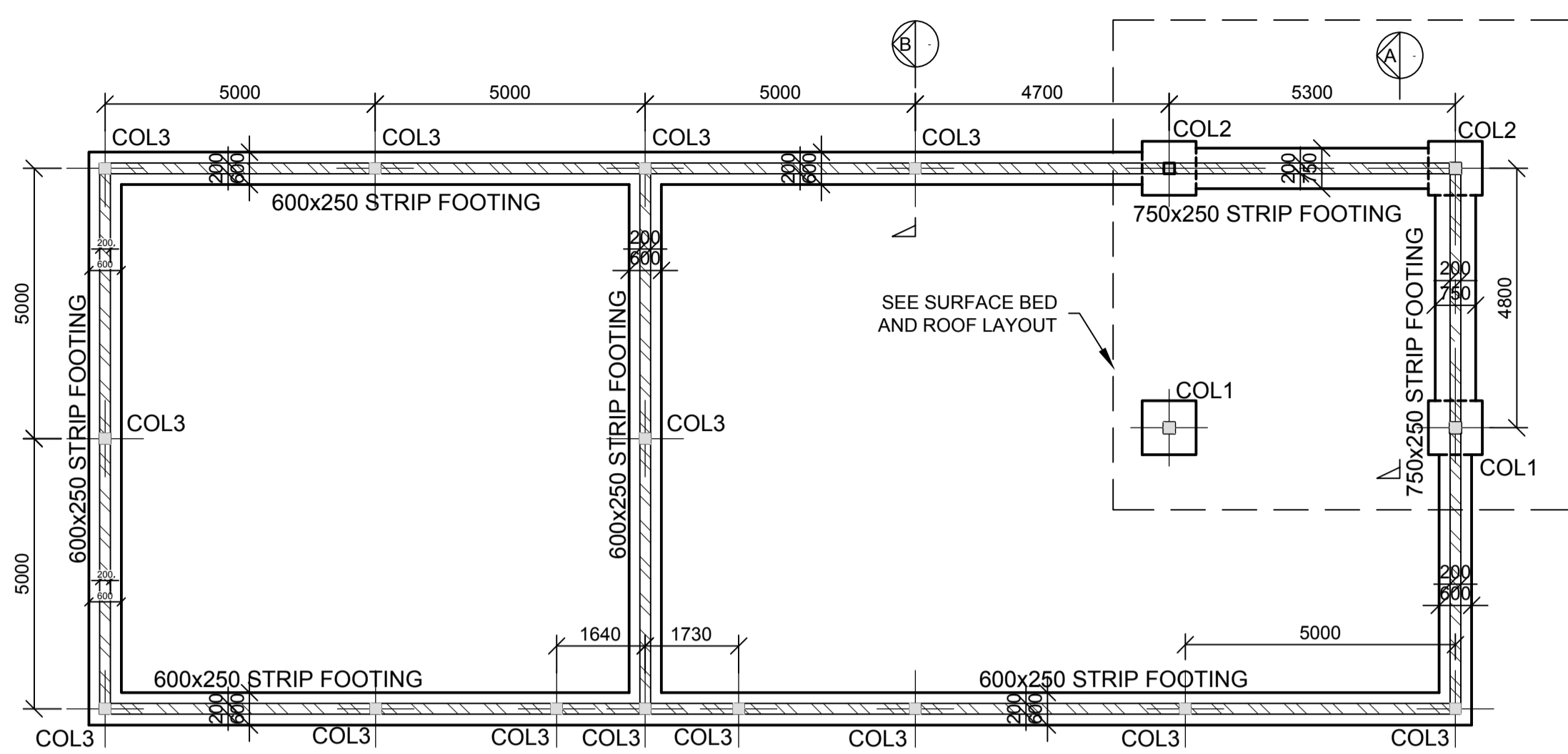
DRAWING DESCRIPTION

**HEALTH CENTER  
HOSPITAL WASTE  
LAYOUT**

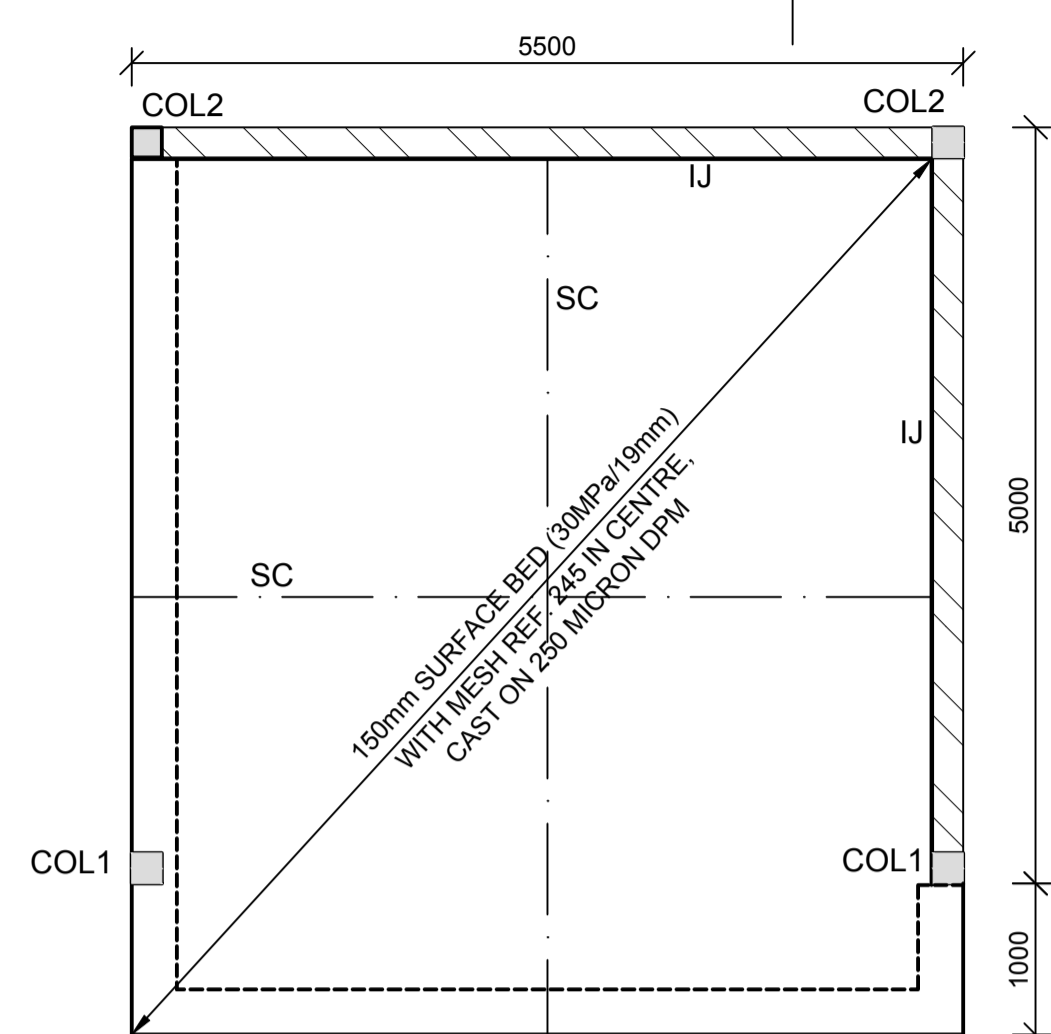
|   |                  |
|---|------------------|
| SCALE<br>AS SHOWN<br>ORIGINAL DWG SIZE A1 | DATE<br>DEC 2015 |
|---|------------------|

|   |             |
|---|-------------|
| DRAWING NUMBER<br>C00290-00-ST-DAL-0071-001 | REV NO<br>0 |
|---|-------------|

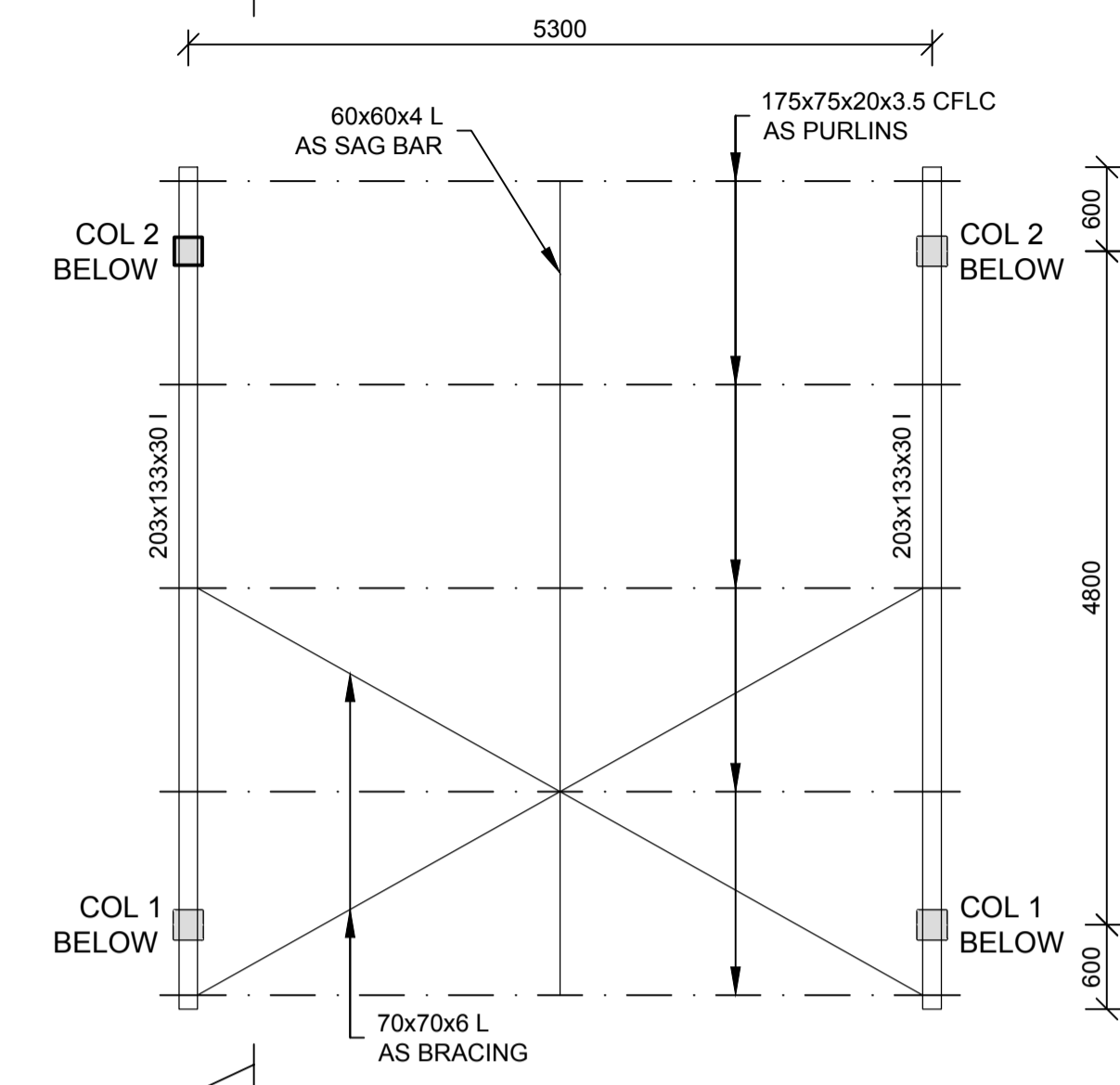
ANADARKO DRAWING NUMBER  
EA-MZ-CI0100-WOR-E05-00072-01



**FOUNDATION LAYOUT**  
SCALE: 1:100



**SURFACE BED LAYOUT**  
SCALE: 1:50

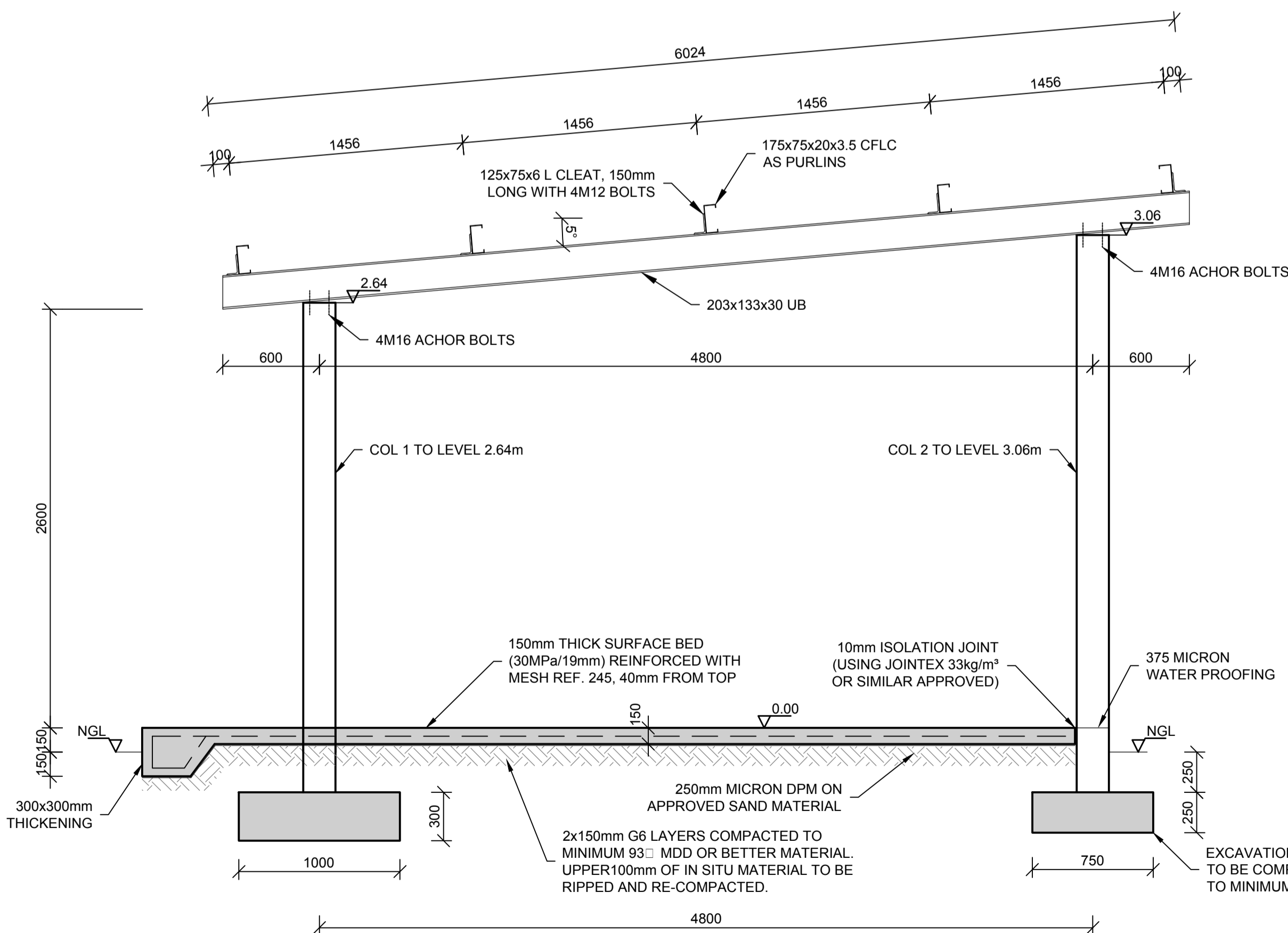


**ROOF LAYOUT**  
SCALE: 1:50

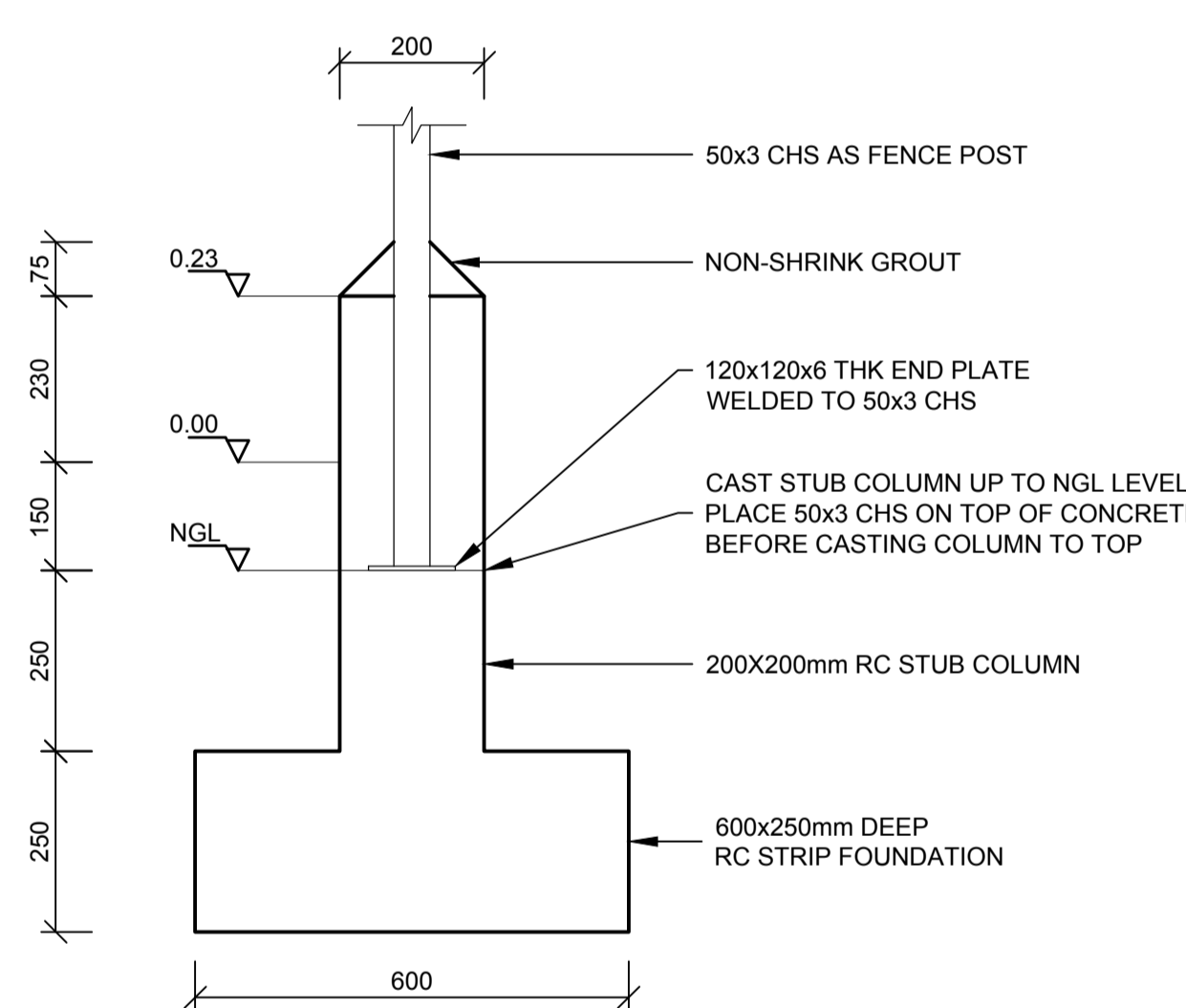
**LEGEND : COLUMNS & BASES**

|       |   |
|-------|---|
| COL 1 | 200x200mm COL, 1000x1000x300mm BASE TO LEVEL T.O.C. = 3.06m     |
| COL 2 | 200x200mm COL, 1000x1000x300mm BASE TO LEVEL T.O.C. = 2.64m     |
| COL 3 | 200x200mm COL, ON TOP OF STRIP FOOTINGS TO LEVEL T.O.C. = 0.15m |

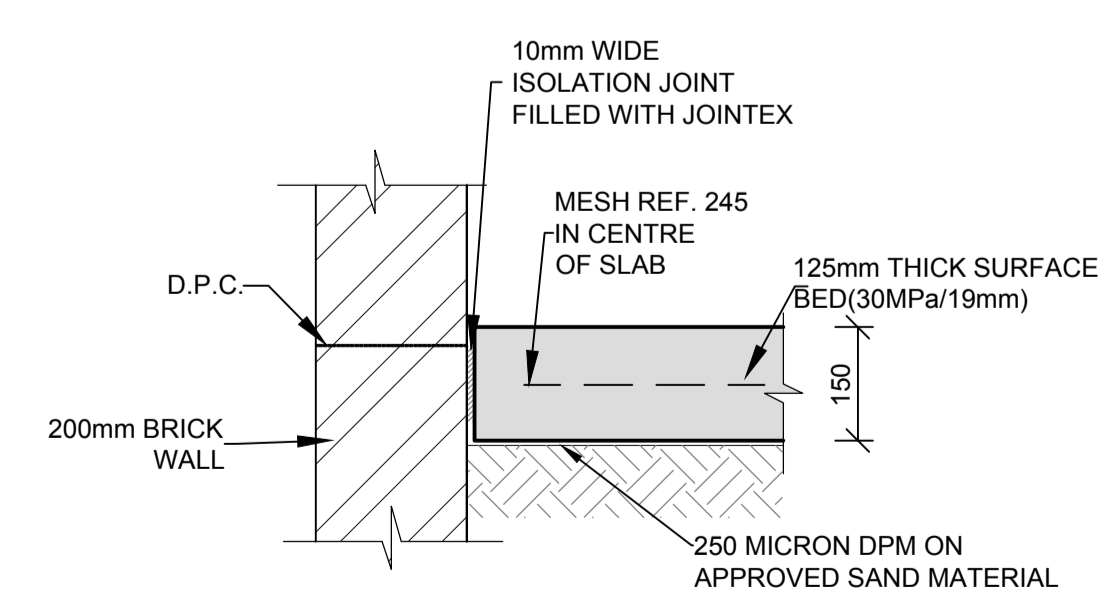
NOTE:  
ALL COLUMNS ARE CENTERED ON BASES, UNLESS INDICATED OTHERWISE



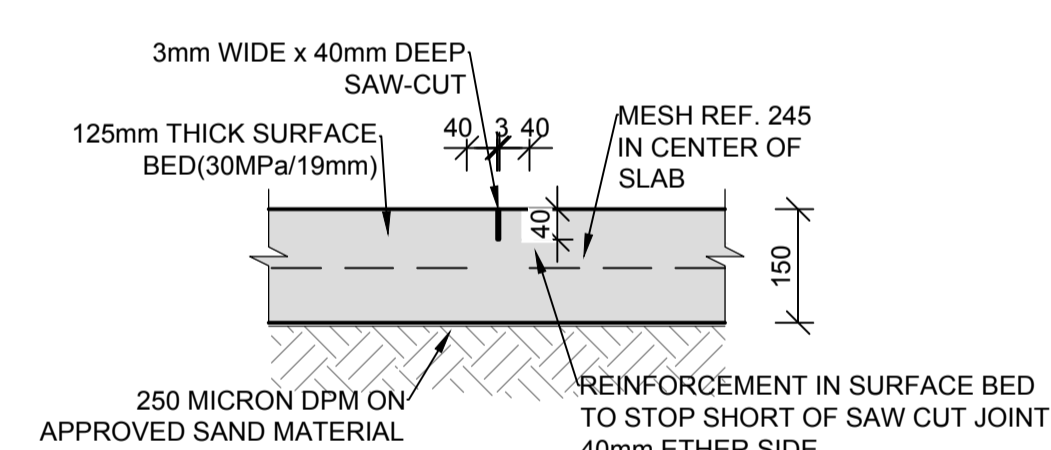
**SECTION A**  
SCALE 1:25



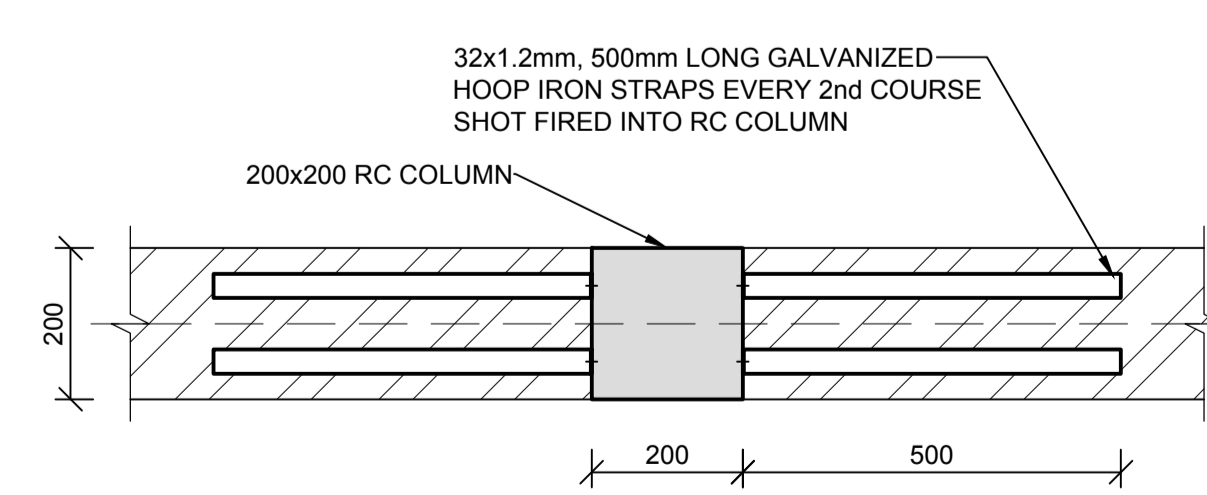
**SECTION B**  
SCALE 1:10



**ISOLATION JOINT (I.J.)**  
SCALE 1:10



**TYPICAL SAW-CUT JOINT (SC)**  
SCALE 1:10



**TYPICAL HOOP IRON JOINT**  
SCALE 1:10



**NOTES**

REFER TO STRUCTURAL GENERAL NOTES  
C00290-00-TEN-00014  
REFER TO LAYOUT DRAWING  
EA-MZ-CI0100-WOR-E05-00070-01  
REFER TO BENDING SCHEDULE 44  
ON DRAWING EA-MZ-CI0100-WOR-E05-00067-01

**ISSUED FOR CONSTRUCTION**

WorleyParsons RSA retains the copyright in all intellectual property, including designs and/or documents prepared in terms of this appointment for the project covered by the appointment. The client may use the designs and/or documents for the sole purpose of their intended use on this project only subject to payment for the design having been received. Use for any other purpose, whether or not the design and/or documents have been paid for, constitutes an infringement of copyright, and all rights are reserved.

All dimensions must be verified on site before the works commence. Refer any discrepancies to the Engineer. Copyright reserved

**REVISIONS**

| NO. | DATE     | CHECKED BY | DONE BY | DESCRIPTION                |
|-----|----------|------------|---------|----------------------------|
| A   | 28/10/15 | TS         | NR      | ISSUED FOR INTERNAL REVIEW |
| B   | 30/10/15 | TS         | NR      | ISSUED FOR DETAIL DESIGN   |
| C   | 30/10/15 | TS         | NR      | ISSUED FOR SQUAD CHECK     |
| D   | 06/11/15 | TS         | NR      | ISSUED FOR CLIENT REVIEW   |
| E   | 17/11/15 | TS         | NR      | ISSUED FOR CLIENT APPROVAL |
| 0   | 03/12/15 | TS         | NR      | ISSUED FOR CONSTRUCTION    |

**WorleyParsons**  
resources & energy  
39 MELROSE BOULEVARD, MELROSE ARCH, JOHANNESBURG  
P.O. Box 61232, MARSHALLTOWN, 2107  
TEL: +27 (0)11 218 3000  
FAX: +27(0)11 218 3100  
www.worleyparsons.com  
WorleyParsons RSA (Pty) Ltd.

| NAME                              | SIGNATURE           | DATE     |
|-----------------------------------|---------------------|----------|
| DRAWN BY: N ROBINSON              | <i>N Robinson</i>   | 03/12/15 |
| CHECKED: T SNYDERS                | <i>T Snyder</i>     | 03/12/15 |
| DESIGNER: T SNYDERS               | <i>T Snyder</i>     | 03/12/15 |
| PR ENG: I ROBINSON                | <i>I Robinson</i>   | 03/12/15 |
| PROJECT ENG MANAGER: L PADAYACHEE | <i>L Padayachee</i> | 03/12/15 |
| LOCAL PR ENG:                     |                     |          |
| CLIENT:                           |                     |          |

**MOZAMBIQUE**  
GAS DEVELOPMENT PROJECT

**Anadarko**  
Moçambique Área 1, Lda

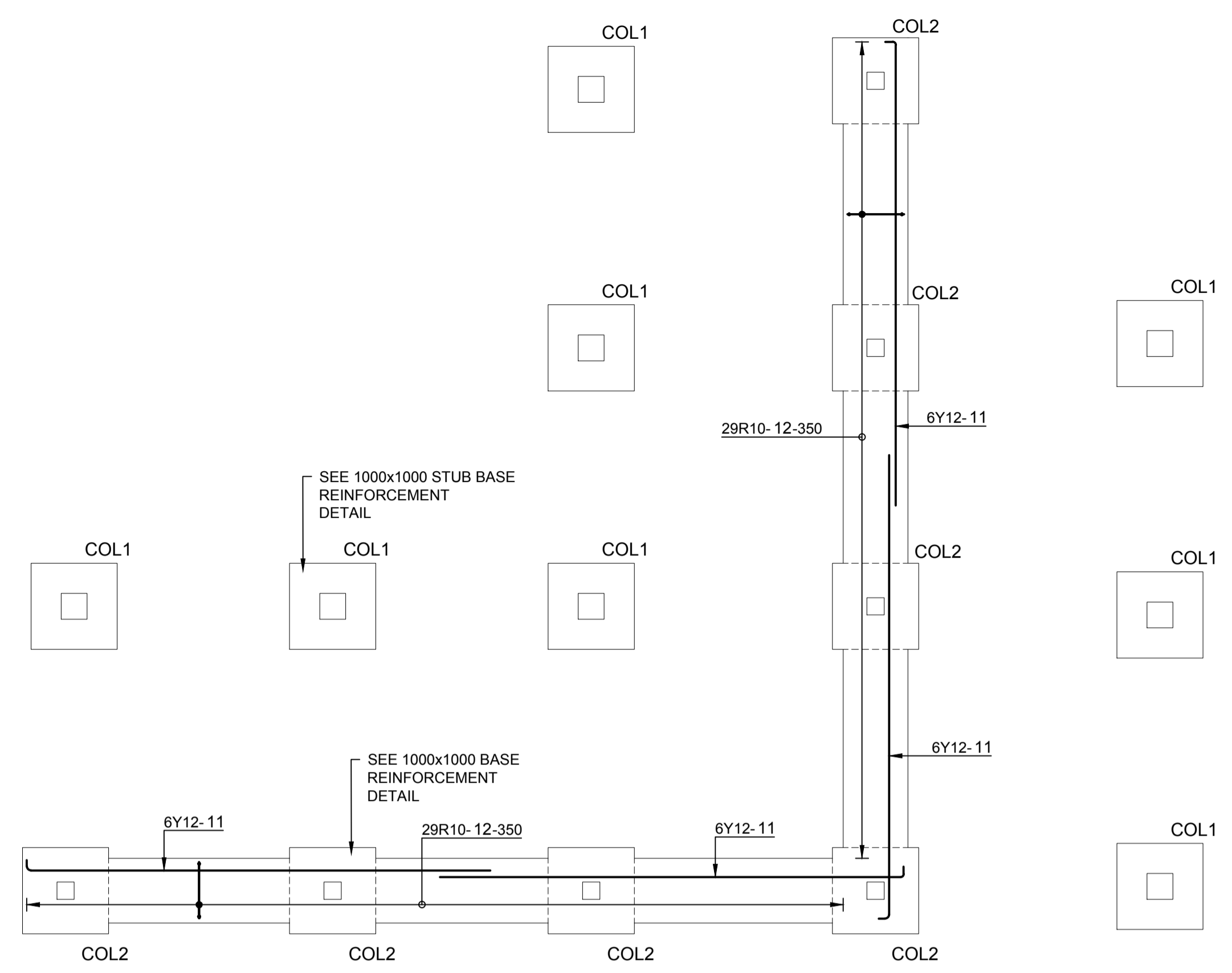
PROJECT  
**AMA 1  
RESETTLEMENT  
VILLAGE**

DRAWING DESCRIPTION  
**HEALTH CENTER  
SERVICE AREA  
REINFORCEMENT**

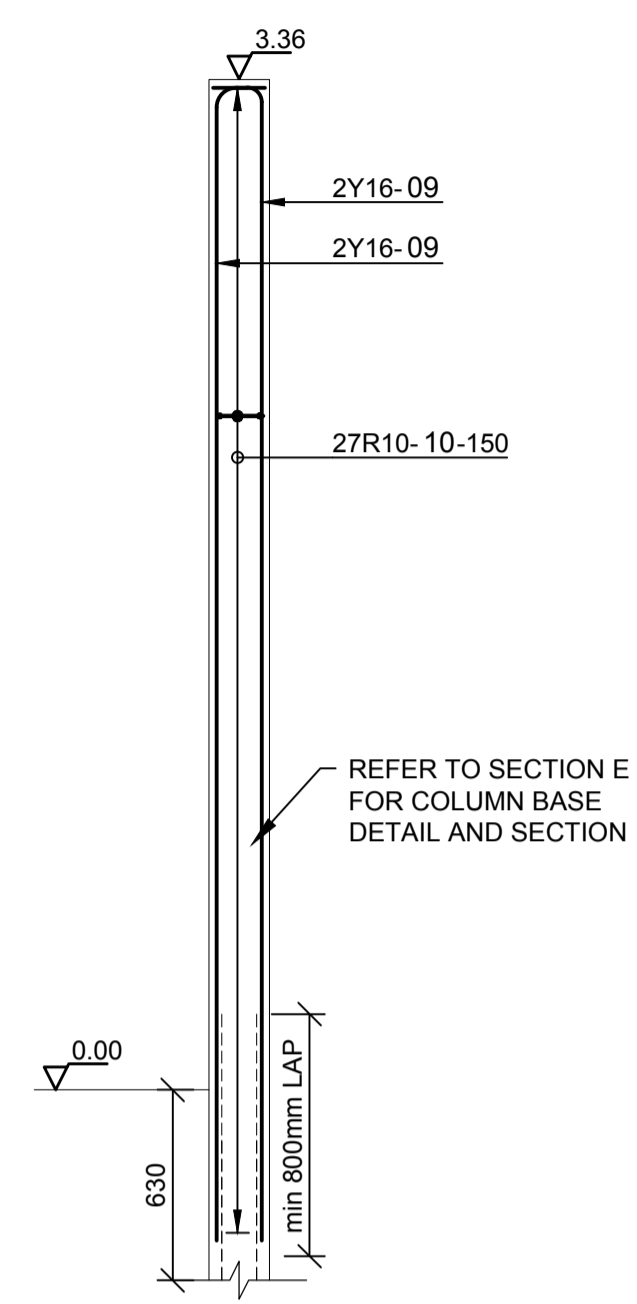
SCALE: AS SHOWN ORIGINAL DWG SIZE A1 DATE: DEC 2015

DRAWING NUMBER: C00290-00-ST-DAL-0070-001 REV NO: 0

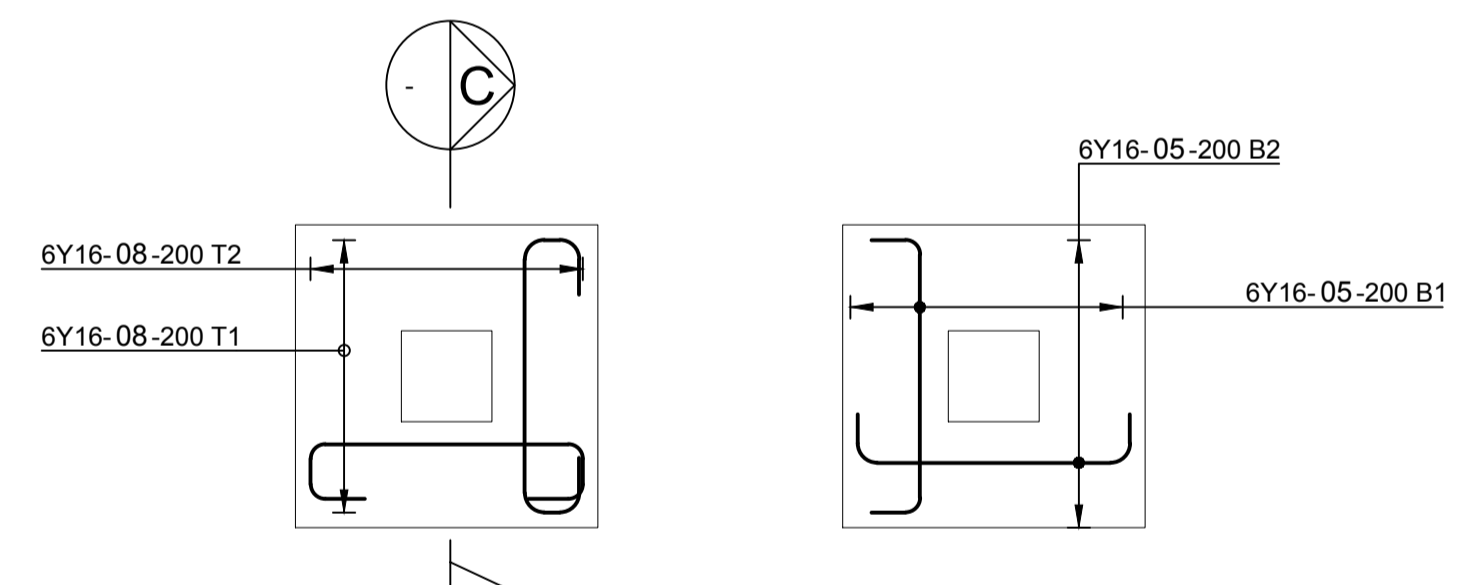
ANADARKO DRAWING NUMBER: EA-MZ-CI0100-WOR-E05-00071-01



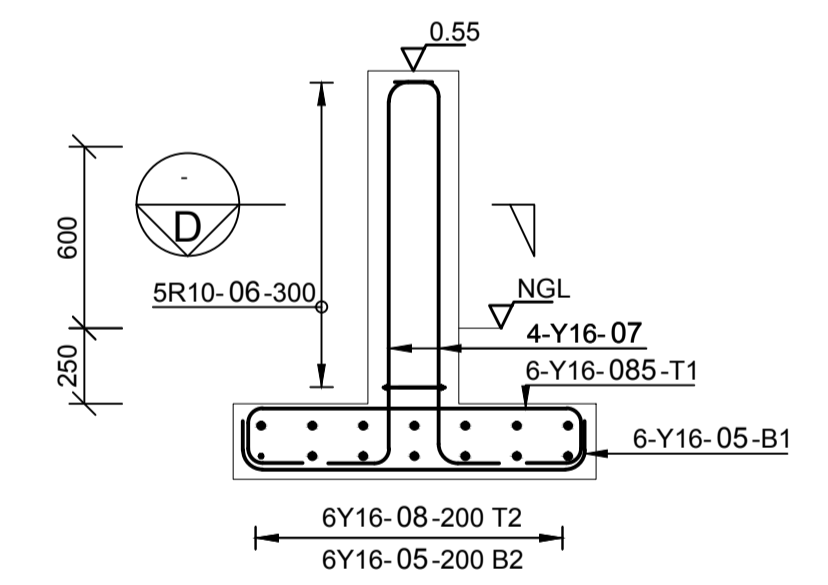
**REINFORCEMENT LAYOUT**  
SCALE: 1:50



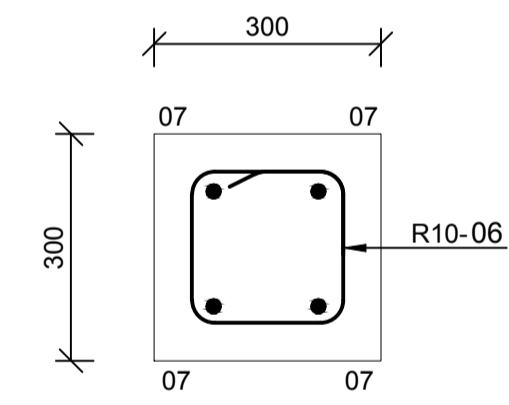
**TYPICAL COL2 REINFORCEMENT**  
SCALE 1:25



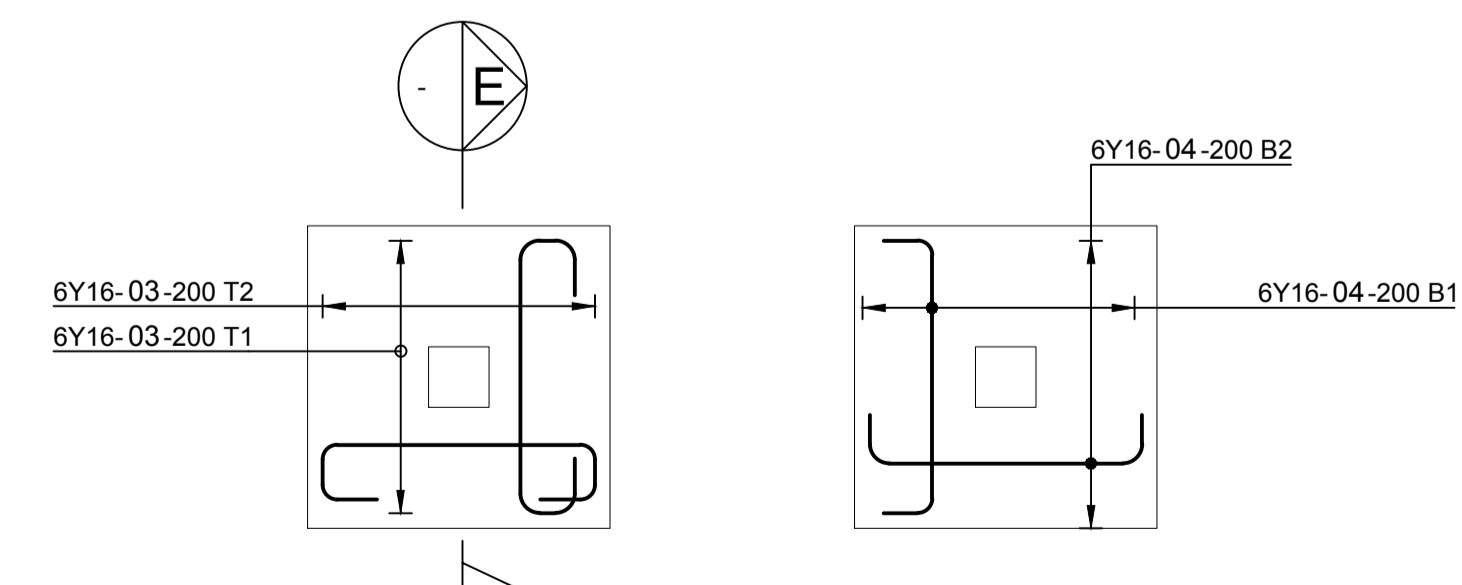
**1000x1000 STUB BASE (COL1)  
TYPICAL REINFORCEMENT**  
SCALE 1:25



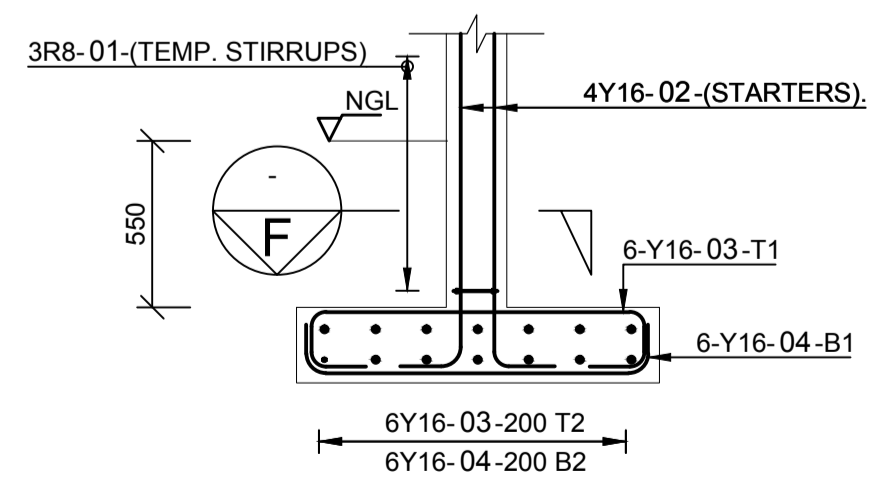
**SECTION C**  
SCALE 1:25



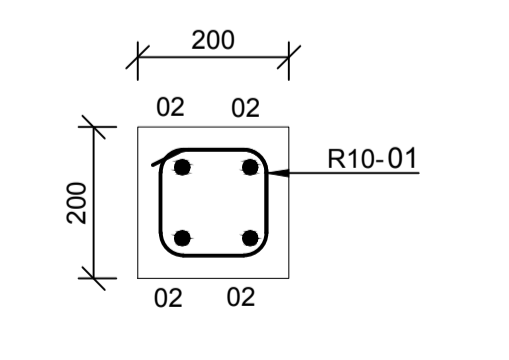
**SECTION D**  
SCALE 1:10




**1000x1000 BASE (COL2)  
TYPICAL REINFORCEMENT**  
SCALE 1:25



**SECTION E**  
SCALE 1:25



**SECTION F**  
SCALE 1:10



**NOTES**

REFER TO STRUCTURAL GENERAL NOTES  
DRAWING C00290-00-TEN-00014

REFER TO REINFORCEMENT DRAWING  
EA-MZ-CI0100-WOR-E05-00071-01

**ISSUED FOR CONSTRUCTION**

WorleyParsons RSA retains the copyright in all intellectual property, including designs and/or documents prepared in terms of this appointment for the project covered by the appointment. The client may use the designs and/or documents for the sole purpose of their intended use on this project only subject to payment for the design having been received. Use for any other purpose, whether or not the design and/or documents have been paid for constitutes an infringement of copyright, and all rights are reserved.

All dimensions must be verified on site before the works commence. Refer any discrepancies to the Engineer. Copyright reserved

**REVISIONS**

| NO. | DATE     | CHECKED | DONE BY | DESCRIPTION                |
|-----|----------|---------|---------|----------------------------|
| A   | 28/10/15 | TS      | NR      | ISSUED FOR INTERNAL REVIEW |
| B   | 30/10/15 | TS      | NR      | ISSUED FOR DETAIL DESIGN   |
| C   | 30/10/15 | TS      | NR      | ISSUED FOR SQUAD CHECK     |
| D   | 06/11/15 | TS      | NR      | ISSUED FOR CLIENT REVIEW   |
| E   | 17/11/15 | TS      | NR      | ISSUED FOR CLIENT APPROVAL |
| 0   | 03/12/15 | TS      | NR      | ISSUED FOR CONSTRUCTION    |



39 MELROSE BOULEVARD, MELROSE ARCH, JOHANNESBURG  
P.O. Box 61232, MARSHALLTOWN, 2107  
TEL: +27 (0)11 218 3000  
FAX: +27(0)11 218 3100  
www.worleyparsons.com  
WorleyParsons RSA (Pty) Ltd.

| NAME                               | SIGNATURE           | DATE     |
|------------------------------------|---------------------|----------|
| DRAWN BY: N ROBINSON               | <i>N Robinson</i>   | 03/12/15 |
| CHECKED: T SNYDERS                 | <i>T Snyders</i>    | 03/12/15 |
| DESIGNER: T SNYDERS                | <i>T Snyders</i>    | 03/12/15 |
| PR ENG: I ROBINSON                 | <i>I Robinson</i>   | 03/12/15 |
| PROJECT ENG. MANAGER: L PADAYACHEE | <i>L Padayachee</i> | 03/12/15 |
| LOCAL PR ENG:                      |                     |          |
| CLIENT:                            |                     |          |

CLIENT



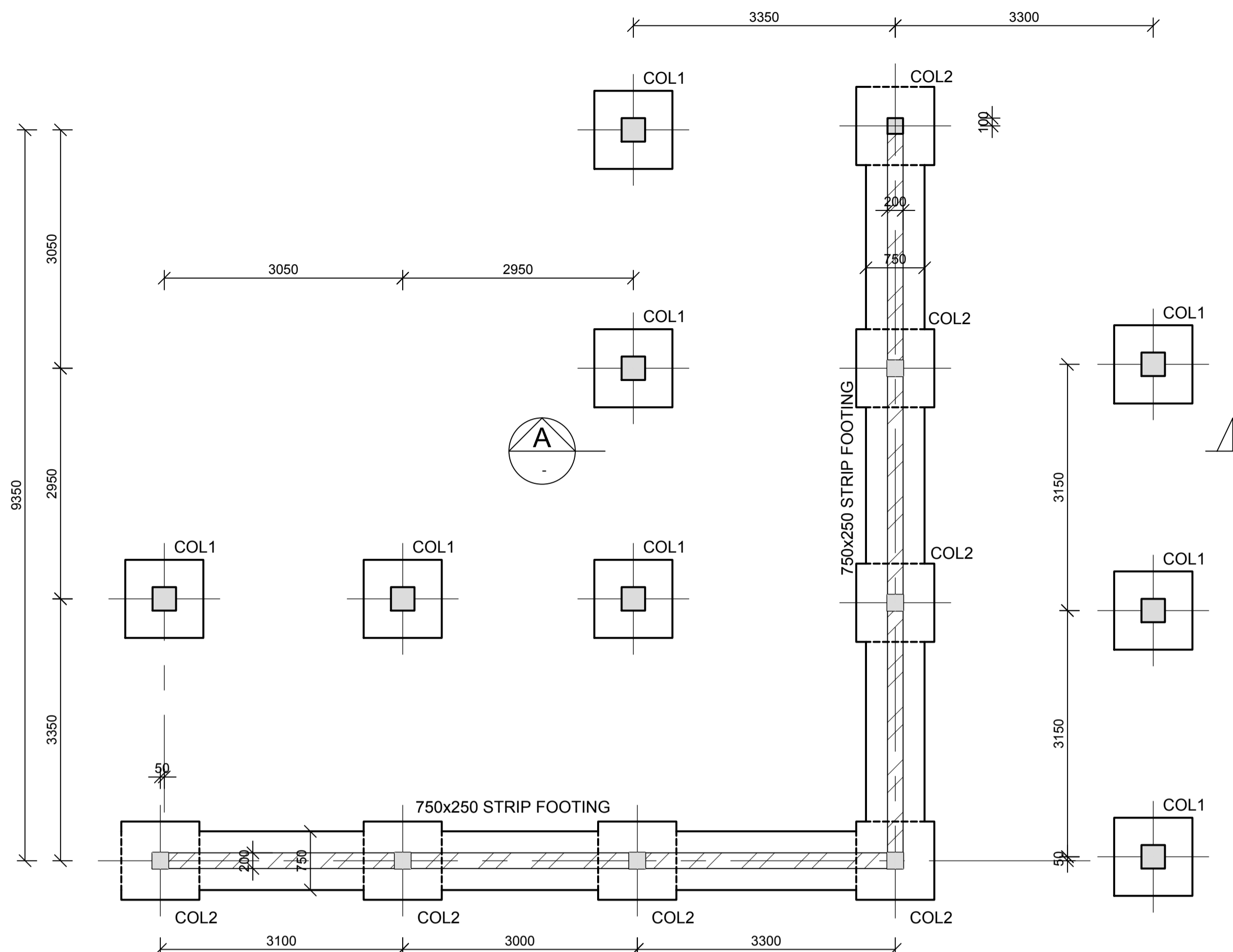
PROJECT  
**AMA 1  
RESETTLEMENT  
VILLAGE**

DRAWING DESCRIPTION  
**HEALTH CENTER  
SERVICE AREA LAYOUT**

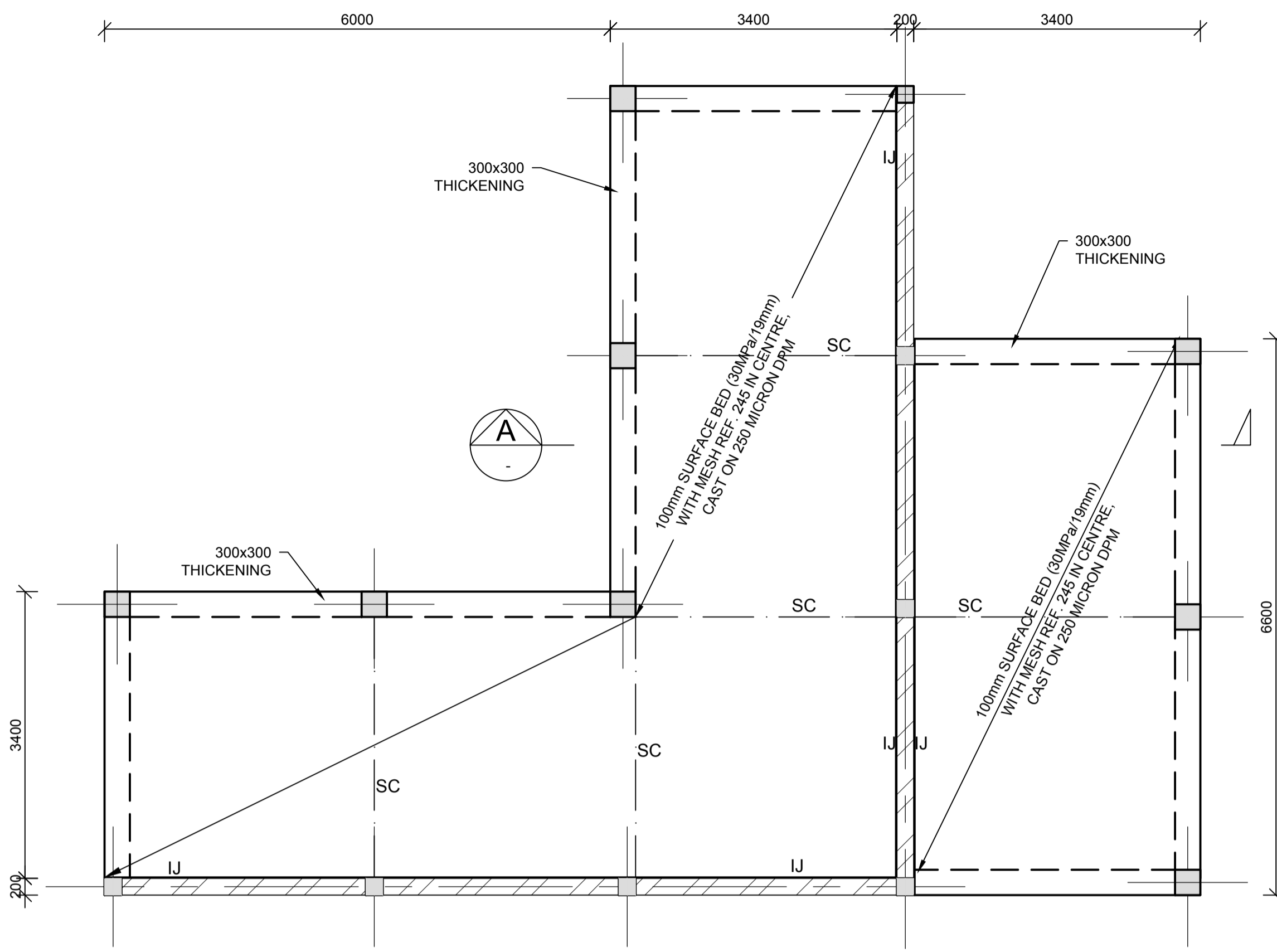
SCALE AS SHOWN ORIGINAL DWS SIZE A1 DATE DEC 2015

DRAWING NUMBER C00290-00-ST-DAL-0069-001 REV NO 0

ANADARKO DRAWING NUMBER EA-MZ-CI0100-WOR-E05-00070-01

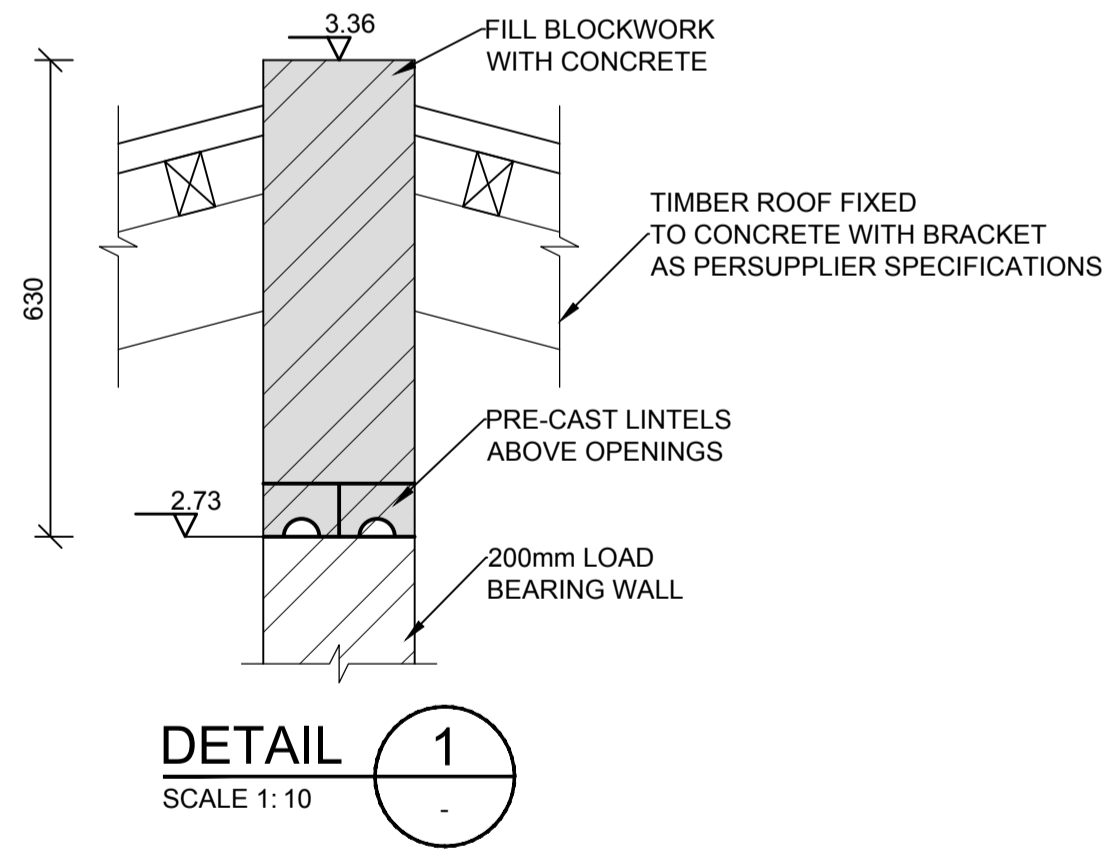


**FOUNDATION LAYOUT**  
SCALE: 1:50

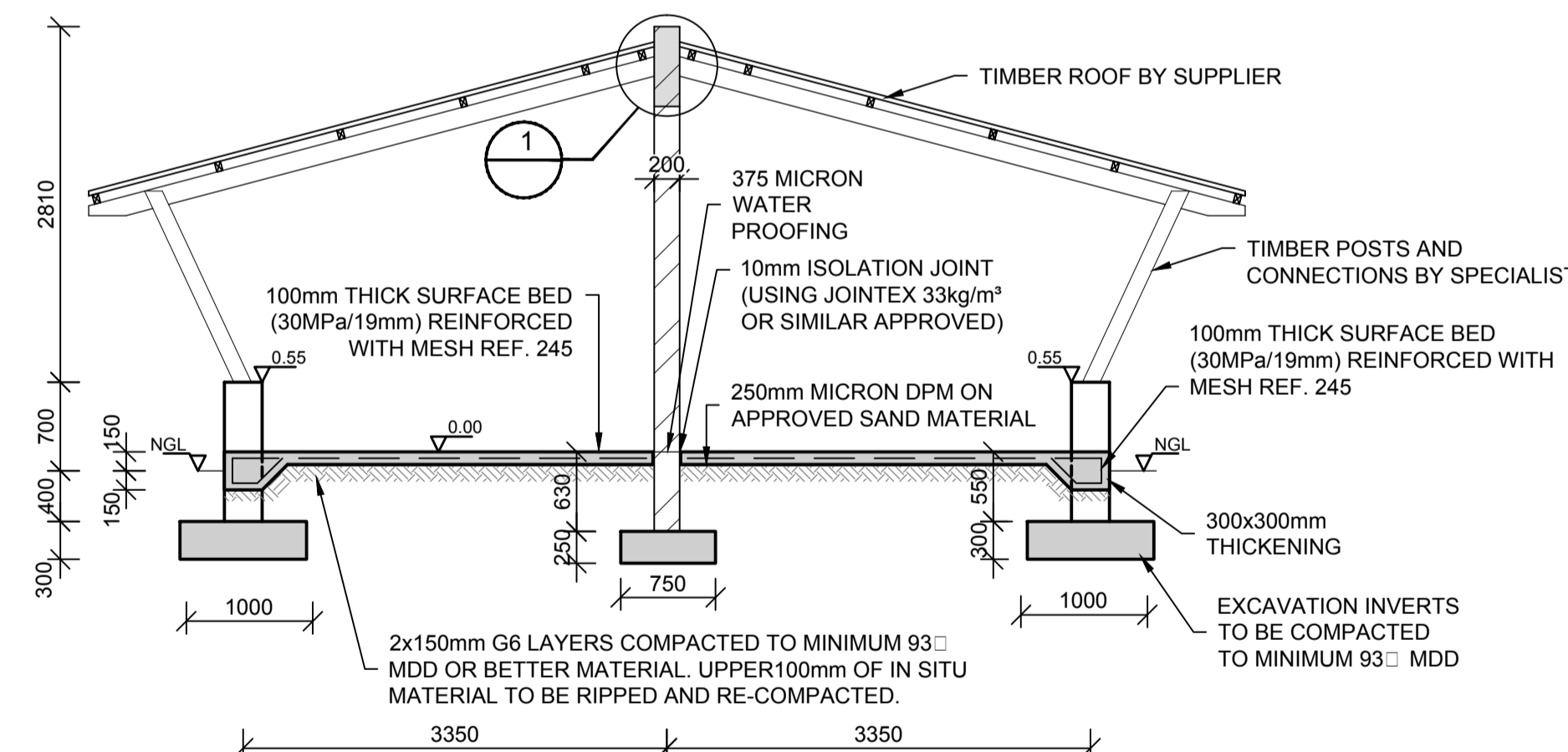


**SURFACE BED LAYOUT**  
SCALE: 1:50

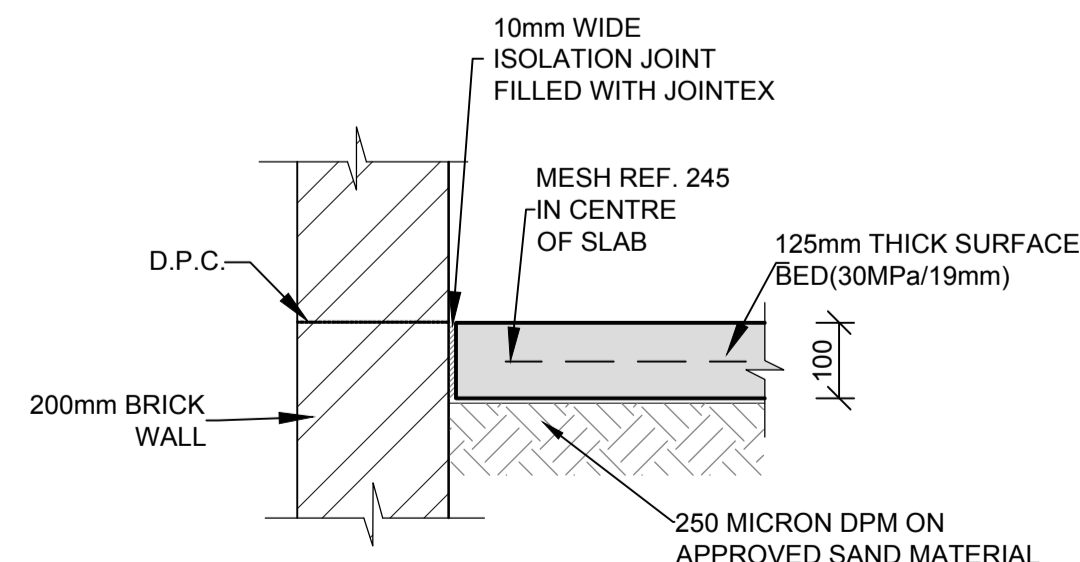
**LEGEND: COLUMNS & BASES**  
COL 1 300x300mm COL, 1000x1000x300mm BASE TO LEVEL T.O.C. = 0.55m  
COL 2 200x200mm COL, 1000x1000x300mm BASE TO LEVEL T.O.C. = 3.36m  
**NOTE:** ALL COLUMNS ARE CENTERED ON BASES, UNLESS INDICATED OTHERWISE



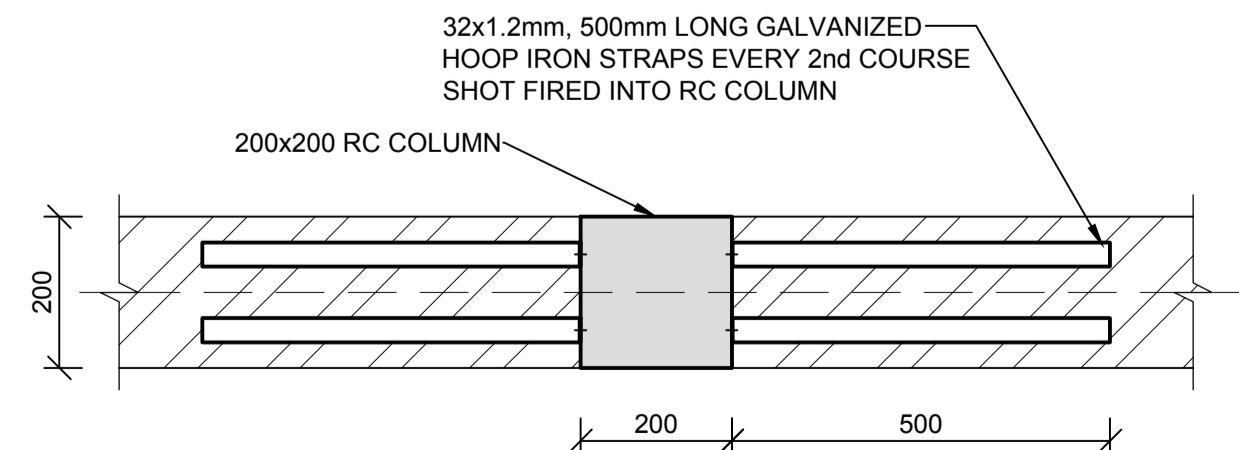
**DETAIL 1**  
SCALE: 1:10



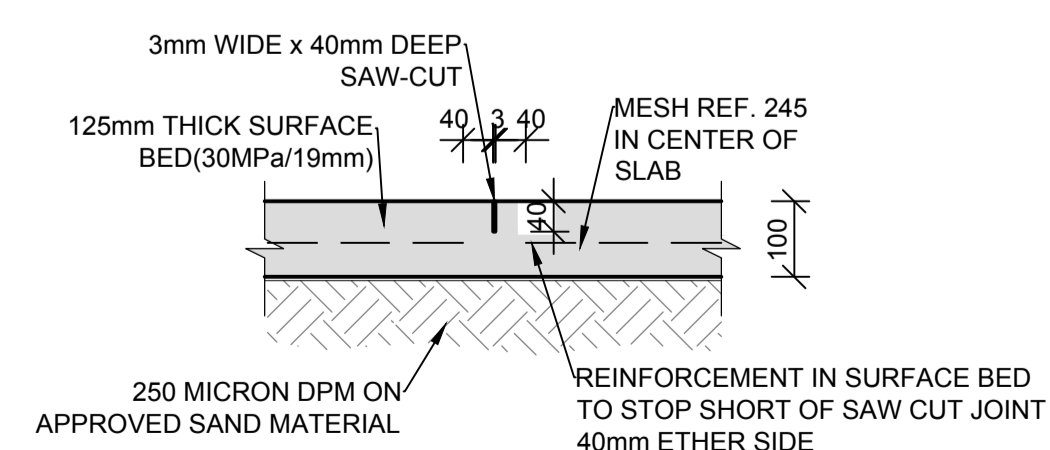
**SECTION A**  
SCALE: 1:50



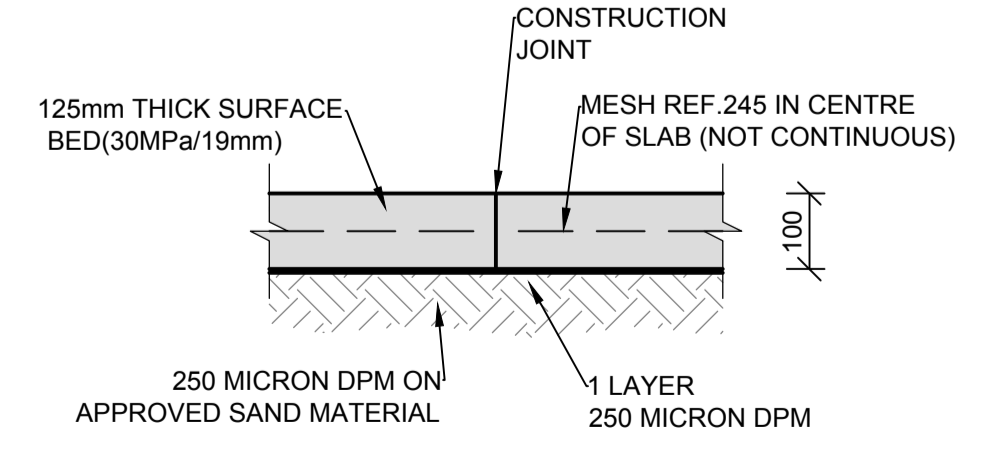
**ISOLATION JOINT (I.J.)**  
SCALE: 1:10



**TYPICAL HOOP IRON JOINT**  
SCALE: 1:10



**TYPICAL SAW-CUT JOINT (SC)**  
SCALE: 1:10



**TYPICAL CONSTRUCTION JOINT (C.J.)**  
SCALE: 1:10



**NOTES**

REFER TO STRUCTURAL GENERAL NOTES  
EA-MZ-CI0000-WOR-B18-00001-01  
REFER TO LAYOUT DRAWING  
EA-MZ-CI0100-WOR-E05-00036-01  
REFER TO BENDING SCHEDULE 33  
ON DRAWING EA-MZ-CI0100-WOR-E05-00065-01

**ISSUED FOR CONSTRUCTION**

WorleyParsons RSA retains the copyright in all intellectual property, including designs and/or documents prepared in terms of this appointment for the project covered by the appointment. The client may use the designs and/or documents for the sole purpose of their intended use on this project only subject to payment for the design having been received. Use for any other purpose, whether or not the design and/or documents have been paid for, constitutes an infringement of copyright, and all rights are reserved.

All dimensions must be verified on site before the works commence. Refer any discrepancies to the Engineer. Copyright reserved

**REVISIONS**

| NO. | DATE     | CHECKED | DONE BY | DESCRIPTION                |
|-----|----------|---------|---------|----------------------------|
| A   | 18/09/15 | TS      | NR      | ISSUED FOR INTERNAL REVIEW |
| B   | 21/09/15 | TS      | NR      | ISSUED FOR DETAIL DESIGN   |
| C   | 21/09/15 | TS      | NR      | ISSUED FOR SQUAD CHECK     |
| D   | 29/09/15 | TS      | NR      | ISSUED FOR CLIENT REVIEW   |
| E   | 17/11/15 | TS      | NR      | ISSUED FOR CLIENT APPROVAL |
| F   | 03/12/15 | TS      | NR      | ISSUED FOR CONSTRUCTION    |

**WorleyParsons**  
resources & energy  
39 MELROSE BOULEVARD, MELROSE ARCH, JOHANNESBURG  
P.O. Box 61232, MARSHALLTOWN, 2107  
TEL: +27 (0)11 218 3000  
FAX: +27(0)11 218 3100  
www.worleyparsons.com  
WorleyParsons RSA (Pty) Ltd.

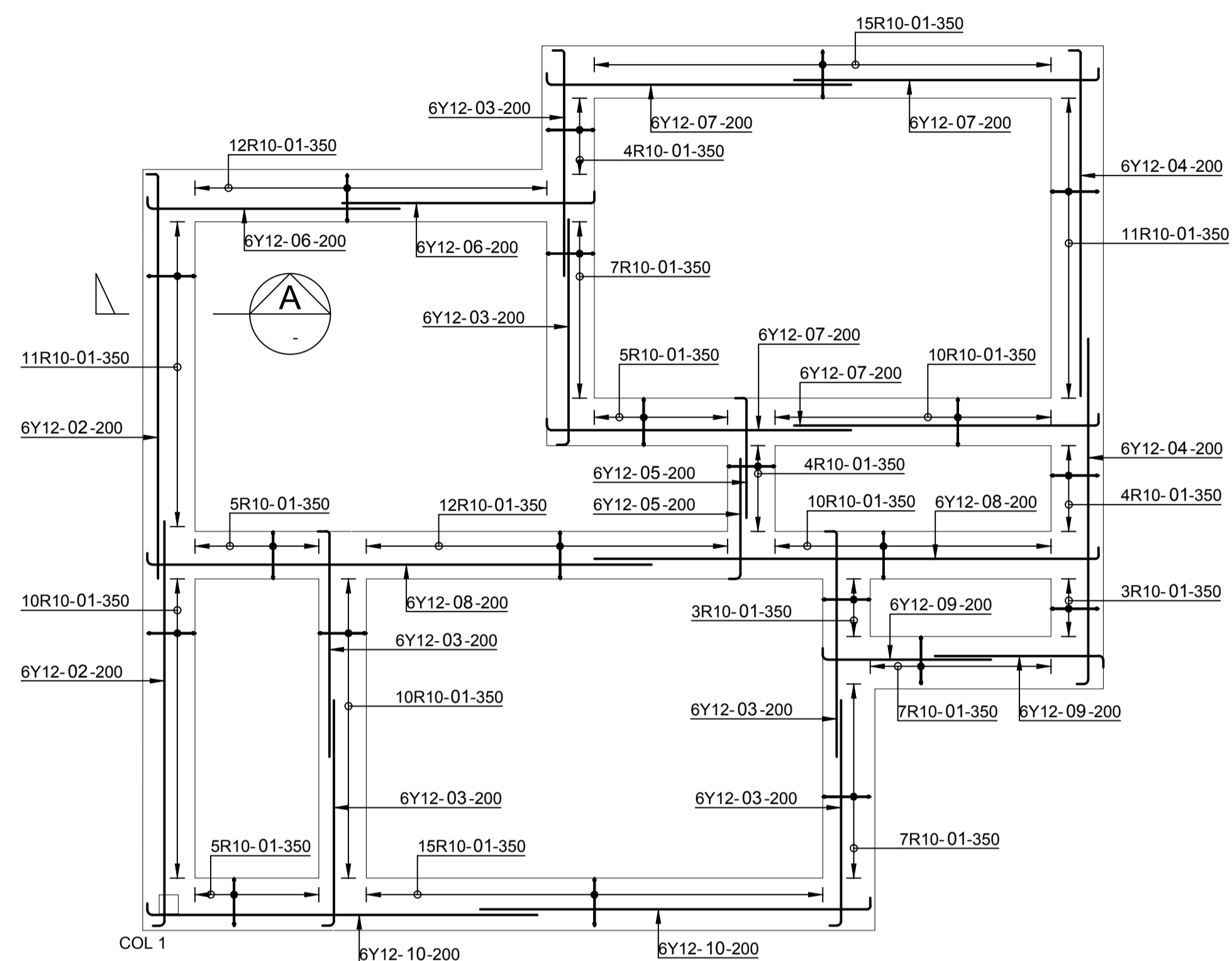
| NAME                              | SIGNATURE           | DATE     |
|-----------------------------------|---------------------|----------|
| DRAWN BY: N ROBINSON              | <i>N Robinson</i>   | 03/12/15 |
| CHECKED: T SNYDERS                | <i>T Snyder</i>     | 03/12/15 |
| DESIGNER: T SNYDERS               | <i>T Snyder</i>     | 03/12/15 |
| PR ENG: I ROBINSON                | <i>I Robinson</i>   | 03/12/15 |
| PROJECT ENG MANAGER: L PADAYACHEE | <i>L Padayachee</i> | 03/12/15 |
| LOCAL PR ENG:                     |                     |          |
| CLIENT:                           |                     |          |

**MOZAMBIQUE GAS DEVELOPMENT PROJECT**

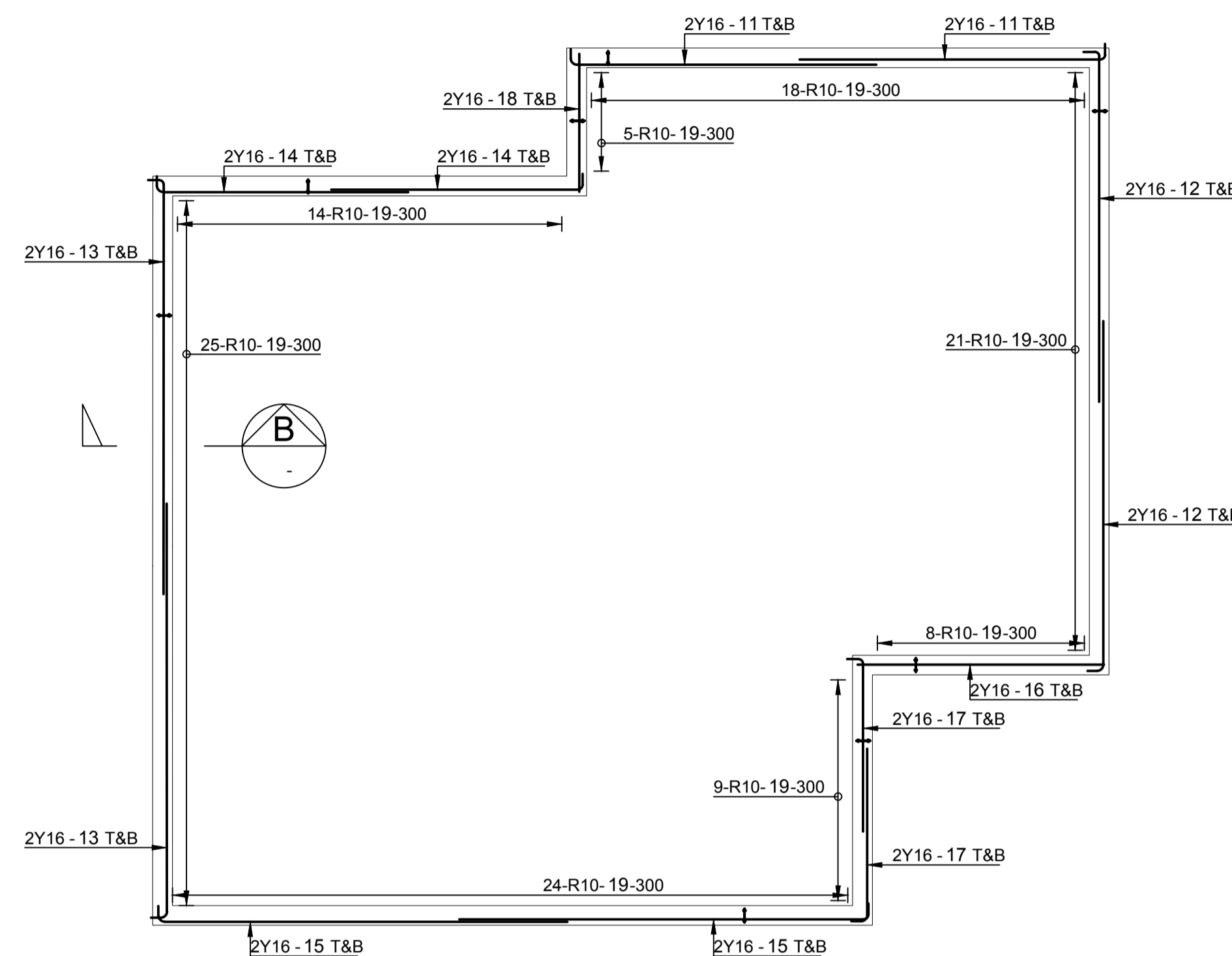
**Anadarko**  
Moçambique Área 1, Lda

PROJECT  
**AMA 1 RESETTLEMENT VILLAGE**  
DRAWING DESCRIPTION  
**HEALTH CENTER: PREGNANT MOTHERS HOUSE REINFORCEMENT**

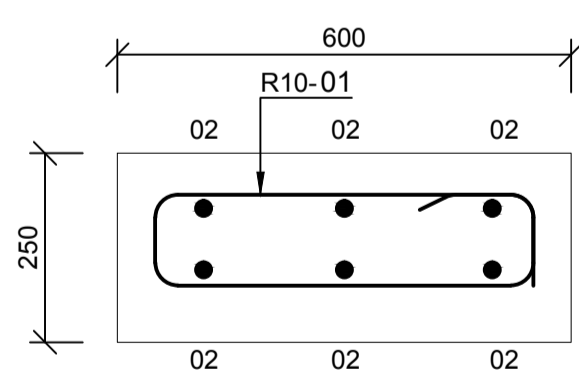
|  |                  |
|--|------------------|
| SCALE<br>AS SHOWN<br>ORIGINAL DWG SIZE A1                | DATE<br>DEC 2015 |
| DRAWING NUMBER<br>C00290-00-ST-DAL-0059-001              | REV NO<br>0      |
| ANADARKO DRAWING NUMBER<br>EA-MZ-CI0100-WOR-E05-00037-01 |                  |



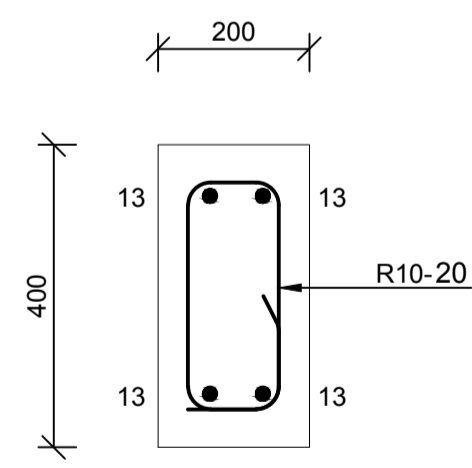
**STRIP FOUNDATIONS REINFORCEMENT**  
SCALE 1 : 50



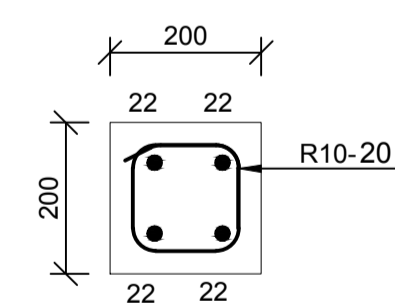
**RING BEAM REINFORCEMENT**  
SCALE 1 : 50



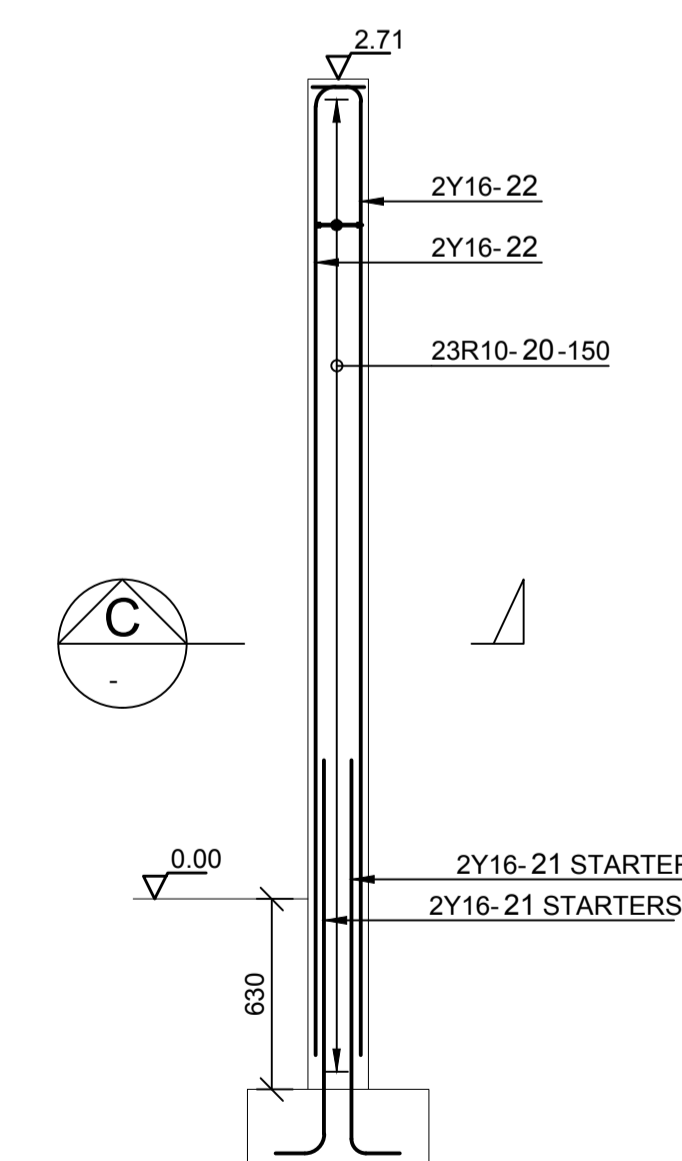
**SECTION A**  
SCALE 1: 10



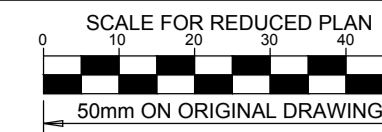
**SECTION B**  
SCALE 1: 10



**SECTION C**  
SCALE 1: 10



**TYPICAL COLUMN 1 REINFORCEMENT**  
SCALE 1 : 25



**NOTES**

REFER TO STRUCTURAL GENERAL NOTES  
EA-MZ-CI000-WOR-B18-00001-01  
REFER TO REINFORCEMENT DRAWING  
EA-MZ-CI0100-WOR-E05-00037-01

**ISSUED FOR CONSTRUCTION**

WorleyParsons RSA retains the copyright in all intellectual property, including designs and/or documents prepared in terms of this appointment for the project covered by the appointment. The client may use the designs and/or documents for the sole purpose of their intended use on this project only subject to payment for the design having been received. Use for any other purpose, whether or not the design and/or documents have been paid for constitutes an infringement of copyright, and all rights are reserved.

All dimensions must be verified on site before the works commence. Refer any discrepancies to the Engineer. Copyright reserved

**REVISIONS**

| NO. | DATE     | CHECKED BY | DONE BY | DESCRIPTION                |
|-----|----------|------------|---------|----------------------------|
| A   | 18/09/15 | TS         | NR      | ISSUED FOR INTERNAL REVIEW |
| B   | 21/09/15 | TS         | NR      | ISSUED FOR DETAIL DESIGN   |
| C   | 21/09/15 | TS         | NR      | ISSUED FOR SQUAD CHECK     |
| D   | 29/09/15 | TS         | NR      | ISSUED FOR CLIENT REVIEW   |
| E   | 17/11/15 | TS         | NR      | ISSUED FOR CLIENT APPROVAL |
| 0   | 03/12/15 | TS         | NR      | ISSUED FOR CONSTRUCTION    |



39 MELROSE BOULEVARD, MELROSE ARCH, JOHANNESBURG  
P.O. Box 61232, MARSHALLTOWN, 2107  
TEL: +27 (0)11 218 3000  
FAX: +27(0)11 218 3100  
www.worleyparsons.com  
WorleyParsons RSA (Pty) Ltd.

| NAME                              | SIGNATURE           | DATE     |
|-----------------------------------|---------------------|----------|
| DRAWN BY: N ROBINSON              | <i>N Robinson</i>   | 03/12/15 |
| CHECKED: T SNYDERS                | <i>T Snyder</i>     | 03/12/15 |
| DESIGNER: T SNYDERS               | <i>T Snyder</i>     | 03/12/15 |
| PR ENG: I ROBINSON                | <i>I Robinson</i>   | 03/12/15 |
| PROJECT ENG MANAGER: L PADAYACHEE | <i>L Padayachee</i> | 03/12/15 |
| LOCAL PR ENG:                     |                     |          |
| CLIENT:                           |                     |          |

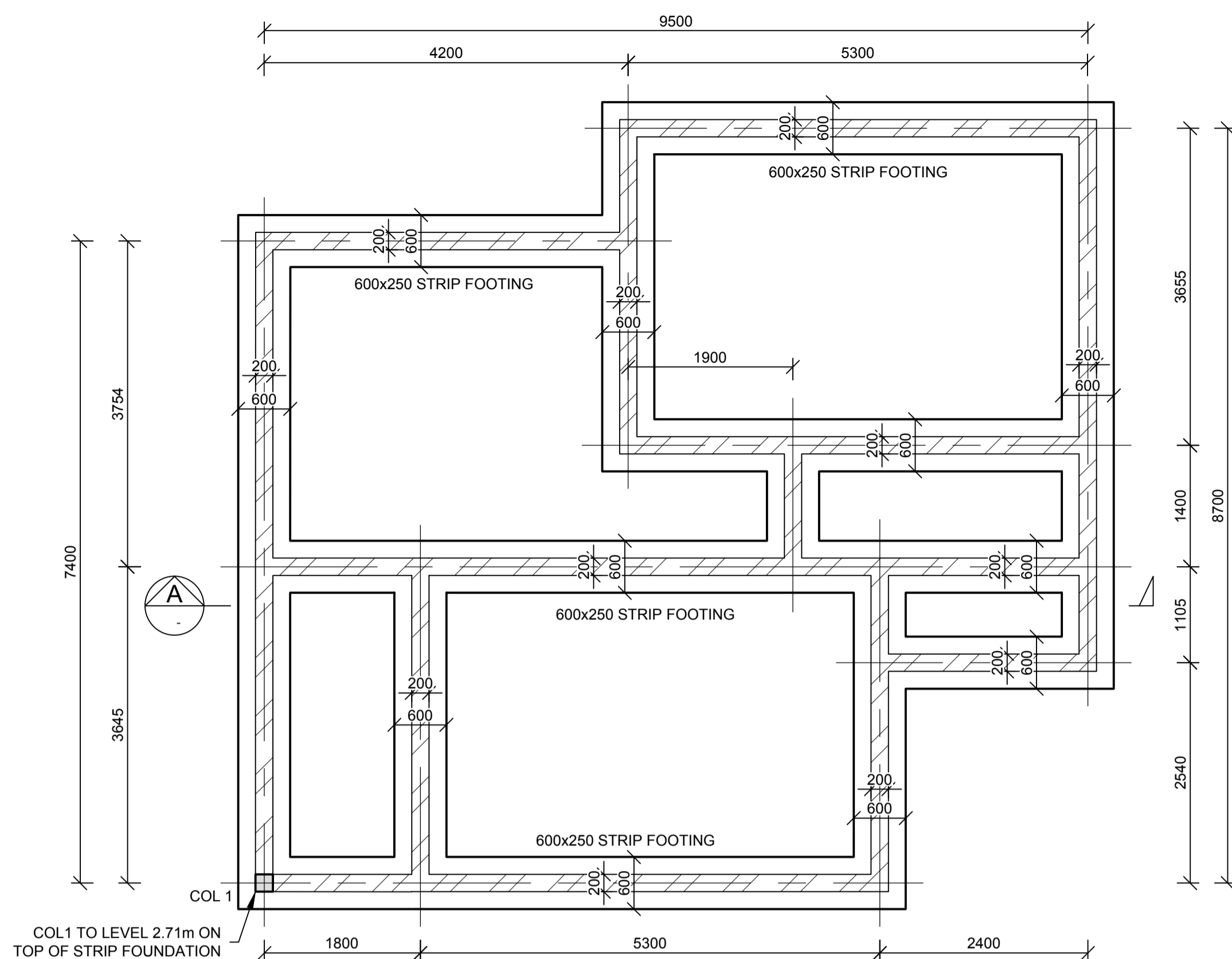
CLIENT



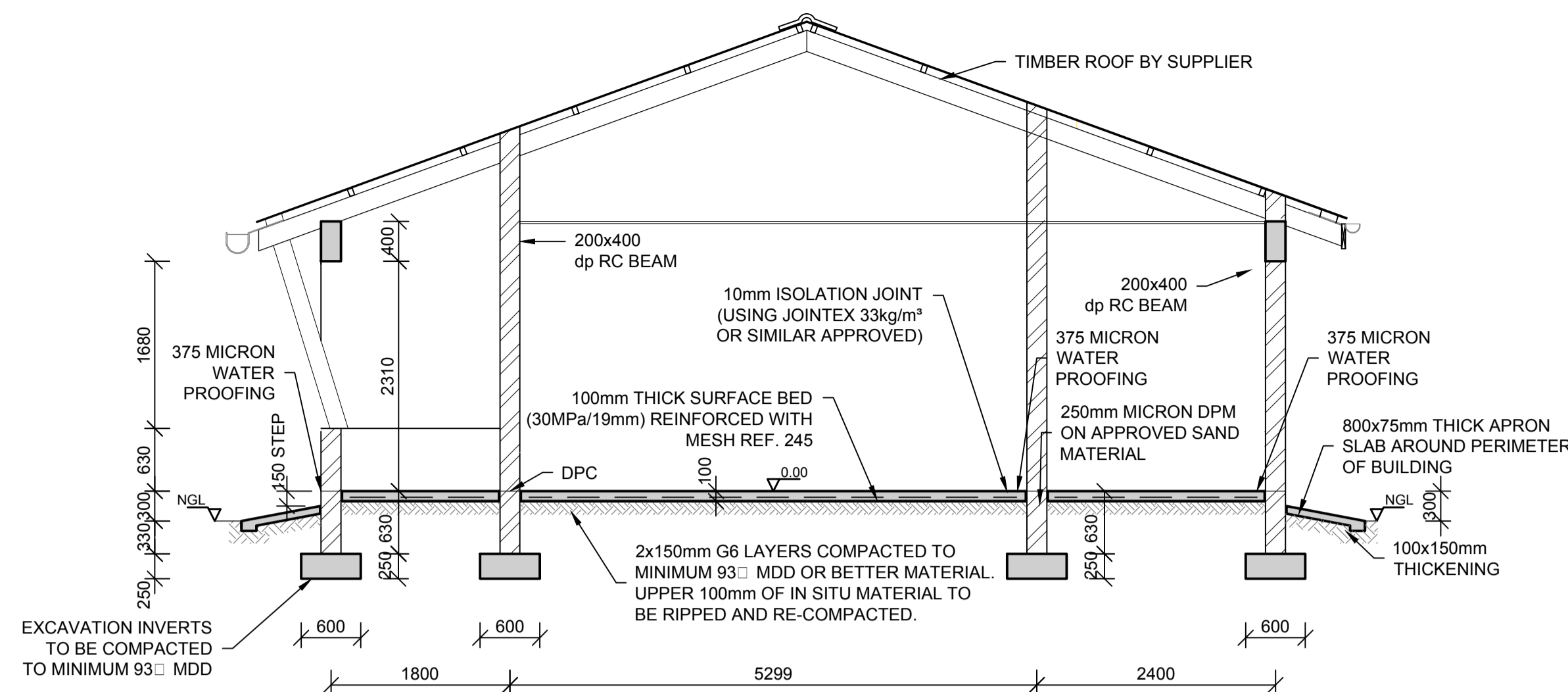
PROJECT  
**AMA 1  
RESETTLEMENT  
VILLAGE**  
DRAWING DESCRIPTION

**HEALTH CENTER:  
PREGNANT MOTHERS  
HOUSE**

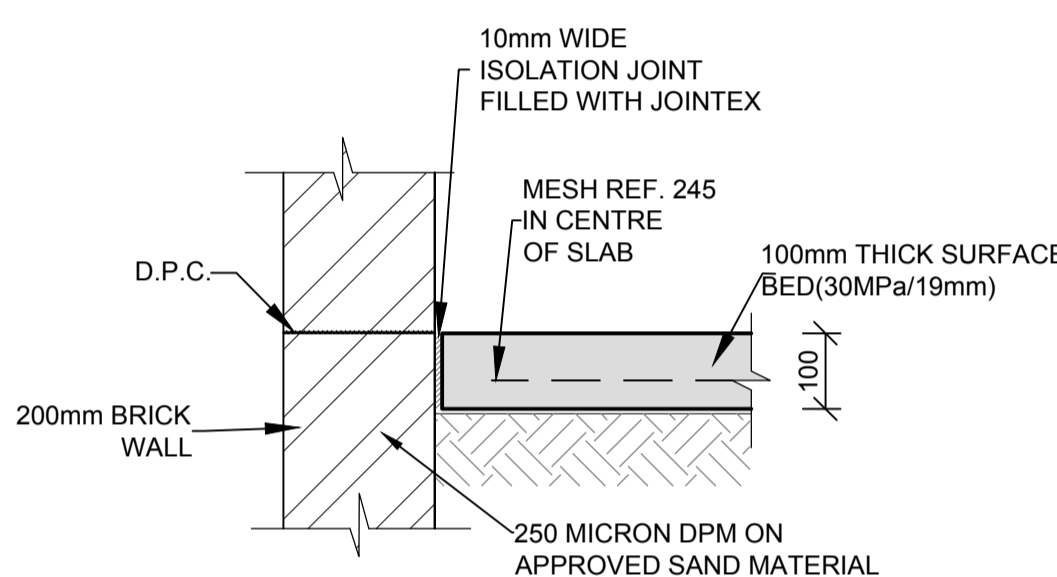
|  |                  |
|--|------------------|
| SCALE<br>AS SHOWN<br>ORIGINAL DWG SIZE A1                | DATE<br>DEC 2015 |
| DRAWING NUMBER<br>C00290-00-ST-DAL-0058-001              | REV NO<br>0      |
| ANADARKO DRAWING NUMBER<br>EA-MZ-CI0100-WOR-E05-00036-01 |                  |



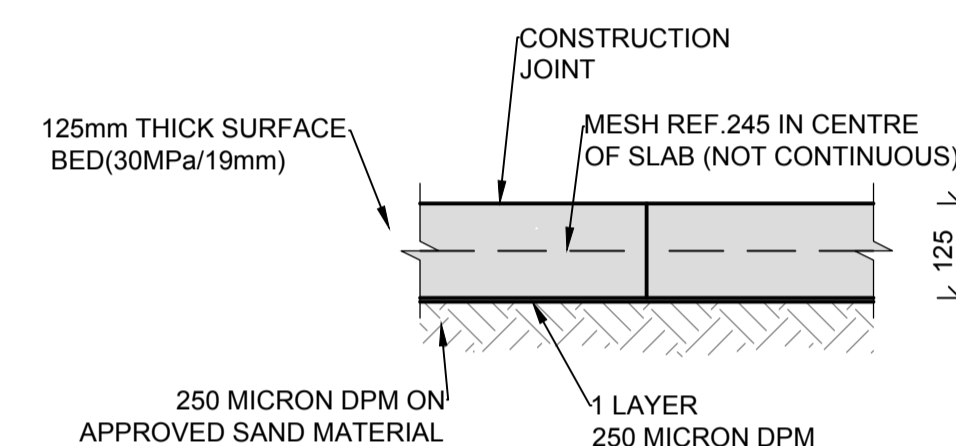
**FOUNDATION LAYOUT**  
SCALE 1 : 50



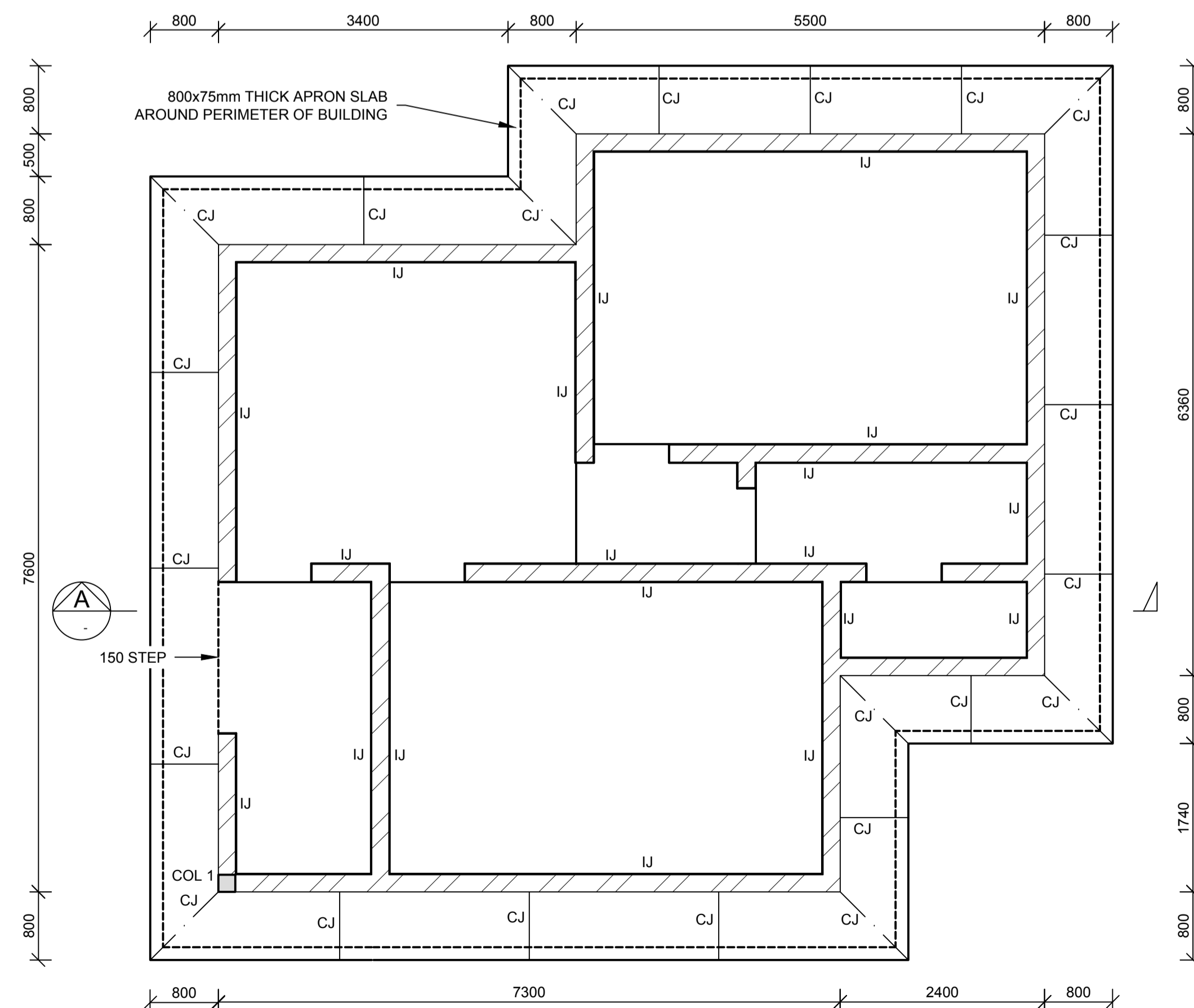
**SECTION A**  
SCALE 1: 50



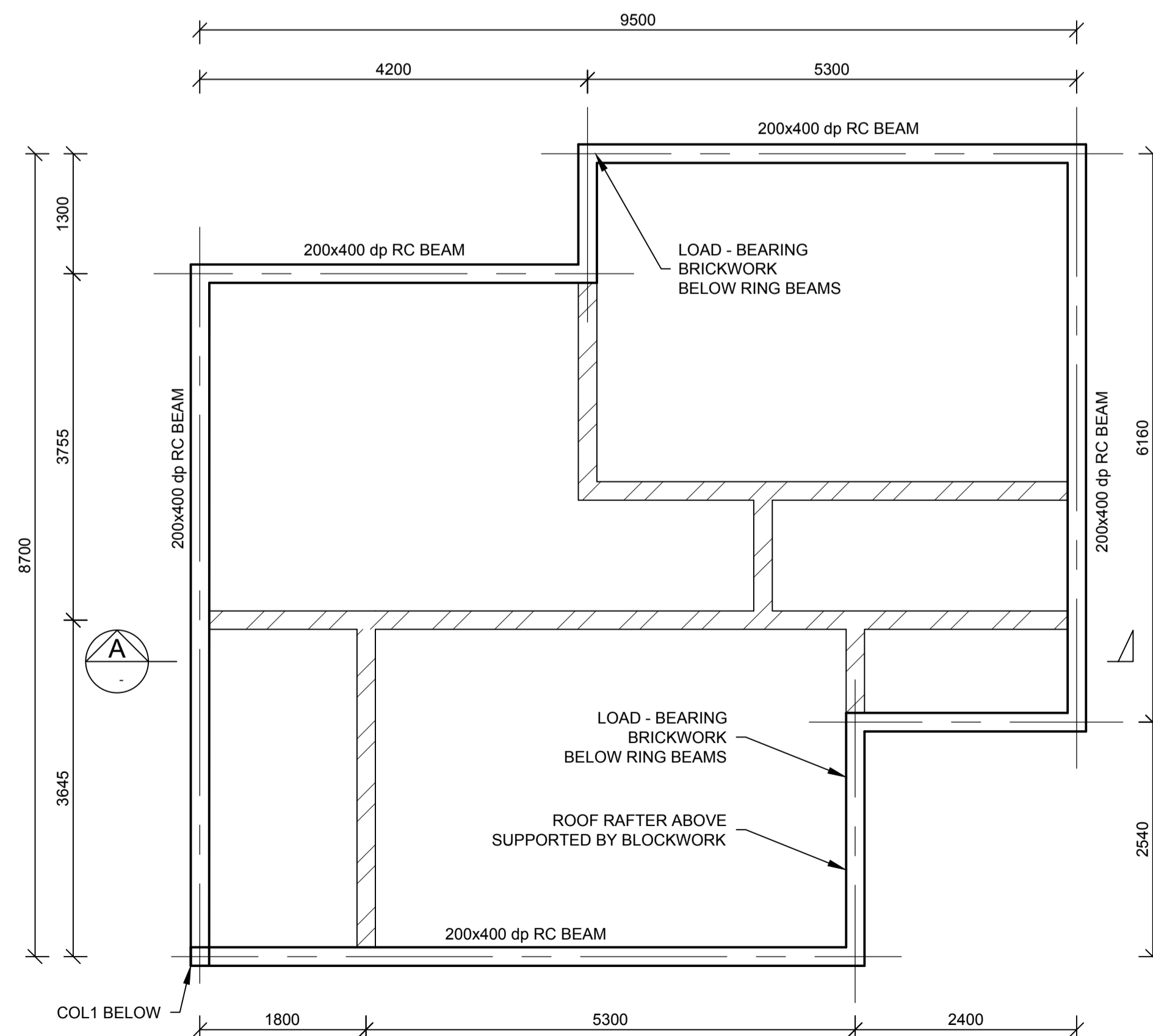
**ISOLATION JOINT (I.J.)**  
SCALE 1:10



**TYPICAL CONSTRUCTION JOINT (C.J.)**  
SCALE 1:10

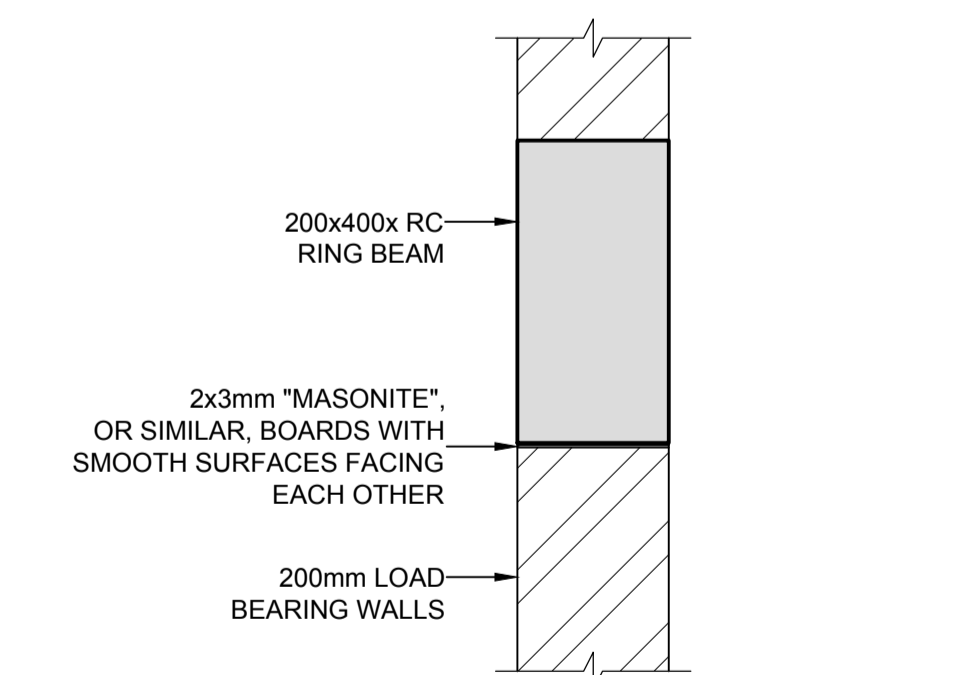


**SURFACE BED LAYOUT**  
SCALE 1 : 50




**RING BEAM LAYOUT**  
SCALE 1 : 50

**LEGEND : COLUMNS & BASES**  
COL 1 200x200mm COL. ON TOP OF STRIP FOOTING TO LEVEL T.O.C. = 2.71m  
NOTE: ALL COLUMNS ARE CENTERED ON BASES, UNLESS INDICATED OTHERWISE



**TYPICAL BEAM/WALL CONNECTION**  
SCALE 1:10





**NOTES**

**ESTE DESENHO É PARA SER LIDO EM CONJUNTO COM:**

**THIS DRAWING IS TO BE READ IN CONJUNCTION WITH:**

- ARCHITECTURAL
- EA-MZ-CI0100-WOR-E05-00125-01
- EA-MZ-CI0100-WOR-E05-00139-01
- EA-MZ-CI0100-WOR-E05-00143-01
- EA-MZ-CI0100-WOR-E05-00144-01
- EA-MZ-CI0100-WOR-E05-00145-01
- EA-MZ-CI0100-WOR-E05-00130-01
- EA-MZ-CI0100-WOR-E04-00901-01
- EA-MZ-CI0100-WOR-E05-00050-01

STRUCTURAL

- EA-MZ-CI0000-WOR-E05-00053-01
- WATER
- EA-MZ-CI0100-WOR-E05-00195-01
- EA-MZ-CI0100-WOR-E05-00195-02
- EA-MZ-CI0100-WOR-E05-00195-03
- EA-MZ-CI0100-WOR-E05-00109-01

ELECTRICAL

- EA-MZ-CI0100-WOR-E02-00026-01

**ISSUED FOR CONSTRUCTION**

WorleyParsons RSA retains the copyright in all intellectual property, including designs and/or documents prepared in terms of this appointment for the project covered by the appointment. The client may use the designs and/or documents for the sole purpose of their intended use on this project only subject to payment for the design having been received. Use for any other purpose, whether or not the design and/or documents have been paid for constitutes an infringement of copyright, and all rights are reserved.

All dimensions must be verified on site before the works commence. Refer any discrepancies to the Engineer. Copyright reserved

**REVISIONS**

| NO. | DATE     | CHECKED BY | DONE BY | DESCRIPTION                |
|-----|----------|------------|---------|----------------------------|
| A   | 12/08/15 | MM         | AP      | ISSUED FOR INTERNAL REVIEW |
| B   | 12/08/15 | MM         | AP      | ISSUED FOR DETAIL DESIGN   |
| C   | 12/08/15 | MM         | AP      | ISSUED FOR SQUAD CHECK     |
| D   | 31/10/15 | MM         | AP      | ISSUED FOR CLIENT REVIEW   |
| E   | 18/11/15 | MM         | AP      | ISSUED CLIENT APPROVAL     |
| 0   | 25/11/15 | MM         | AP      | ISSUED FOR CONSTRUCTION    |

**resources & energy**

39 MELROSE BOULEVARD, MELROSE ARCH, JOHANNESBURG  
P.O. Box 61232, MARSHALLTOWN, 2107  
TEL: +27 (0)11 218 3100  
FAX: +27 (0)11 218 3100  
www.worleyparsons.com  
WorleyParsons RSA (Pty) Ltd.

| NAME                              | SIGNATURE | DATE |
|-----------------------------------|-----------|------|
| DRAWN BY: ARCUS /MIN HEALTH       |           |      |
| CHECKED: MESCH                    |           |      |
| DESIGNER: ARCUS /MIN HEALTH       |           |      |
| PR ENG:                           |           |      |
| PROJECT ENG MANAGER: L PADAYACHEE |           |      |
| LOCAL PR ENG:                     |           |      |
| CLIENT:                           |           |      |

Mozambique Area 1, Lda

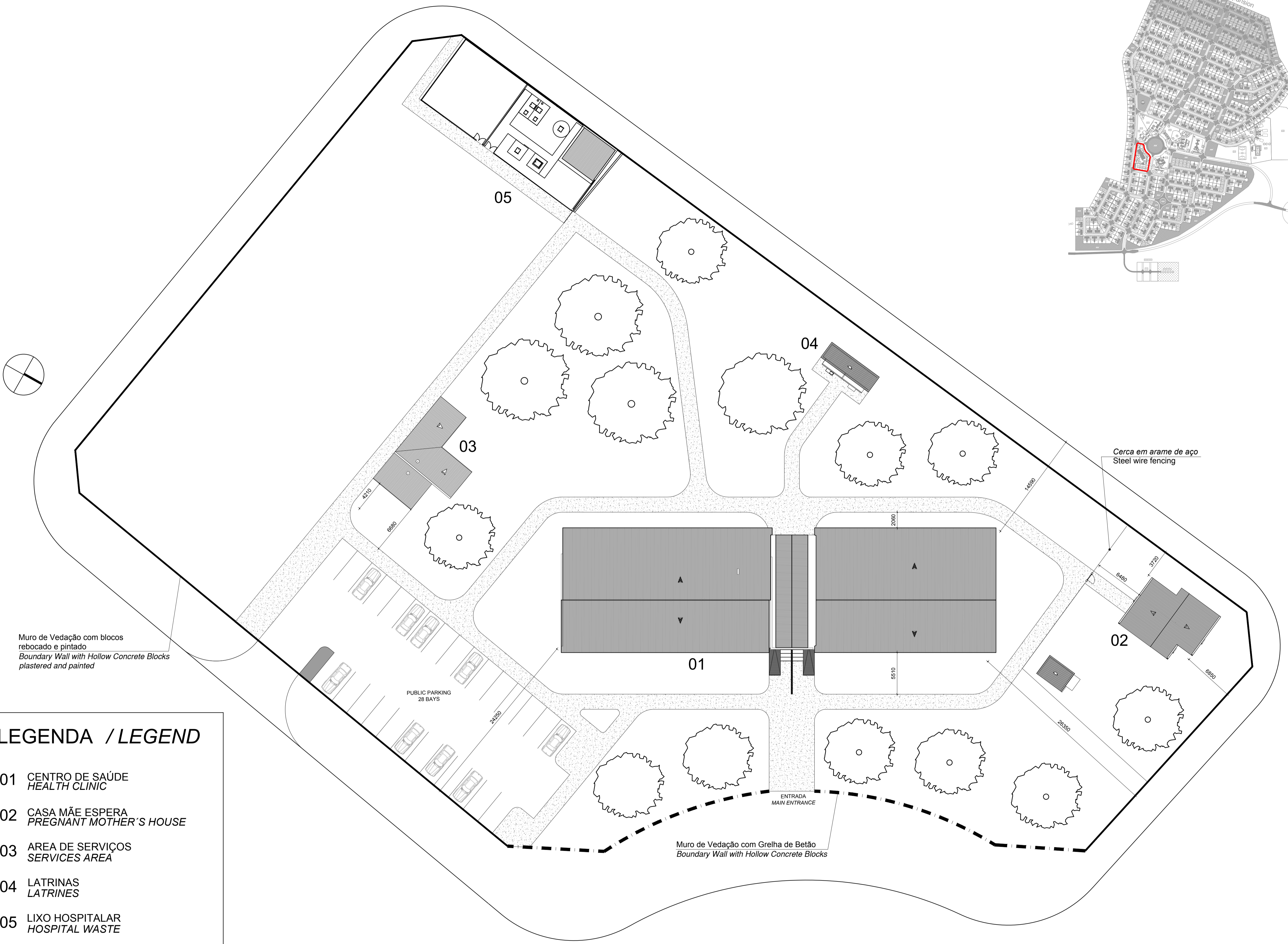
PROJECT  
**AMA 1  
RESETTLEMENT  
VILLAGE**

DRAWING DESCRIPTION  
CENTRO DE SAÚDE-PLANTA GERAL  
HEALTH CLINIC SITE PLAN

SCALE: 1:250  
ORIGINAL DWG SIZE A1  
DATE: NOVEMBER 2015

DRAWING NUMBER: C00290-00-AR-DAL-0034-001  
REV NO: 0

ANADARKO DRAWING NUMBER  
EA-MZ-CI0100-WOR-E04-00031-01



**LEGENDA / LEGEND**

- 01 CENTRO DE SAÚDE  
HEALTH CLINIC
- 02 CASA MÃE ESPERA  
PREGNANT MOTHER'S HOUSE
- 03 AREA DE SERVIÇOS  
SERVICES AREA
- 04 LATRINAS  
LATRINES
- 05 LIXO HOSPITALAR  
HOSPITAL WASTE

Muro de Vedação com blocos rebocado e pintado  
Boundary Wall with Hollow Concrete Blocks plastered and painted

Muro de Vedação com Grelha de Betão  
Boundary Wall with Hollow Concrete Blocks

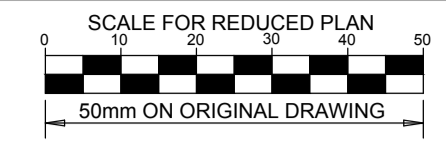
Cerca em arame de aço  
Steel wire fencing

PUBLIC PARKING  
28 BAYS

ENTRADA  
MAIN ENTRANCE

**SETTING OUT  
COORDINATES  
HEALTH  
CENTRE  
WGS84 /  
UTM37S**

| POINT | E          | N           |
|-------|------------|-------------|
| HC01  | 662948.418 | 8801119.963 |
| HC02  | 662931.202 | 8801123.065 |
| HC03  | 662938.305 | 8801162.530 |
| HC04  | 662943.226 | 8801161.644 |
| HC05  | 662943.856 | 8801164.579 |
| HC06  | 662951.139 | 8801163.267 |
| HC07  | 662950.607 | 8801160.314 |
| HC08  | 662955.528 | 8801159.428 |
| HC09  | 662949.978 | 8801128.623 |
| HC10  | 662944.910 | 8801129.537 |
| HC11  | 662944.591 | 8801127.765 |
| HC12  | 662949.660 | 8801126.852 |



**NOTES**

**LEGEND**

RM1 = 100 mm WIDTH  
RTM1 = 500 mm WIDTH

**REFERENCE DWG's No:**

1. EA-MZ-CI000-WOR-E05-00016-06

**ISSUED FOR  
CONSTRUCTION**

WorleyParsons RSA retains the copyright in all intellectual property, including designs and/or documents prepared in terms of this appointment for the project covered by the appointment. The client may use the designs and/or documents for the sole purpose of their intended use on this project only subject to payment for the design having been received. Use for any other purpose, whether or not the design and/or documents have been paid for constitutes an infringement of copyright, and all rights are reserved.

All dimensions must be verified on site before the works commence. Refer any discrepancies to the Engineer. Copyright reserved

**REVISIONS**

| NO. | DATE     | CHECKED BY | DONE BY | DESCRIPTION                |
|-----|----------|------------|---------|----------------------------|
| A   | 04/08/15 | D. d T.    | A.U.    | ISSUED FOR INTERNAL REVIEW |
| B   | 09/09/15 | D. d T.    | A.U.    | ISSUED FOR DETAIL DESIGN   |
| C   | 26/09/15 | D. d T.    | A.U.    | ISSUED FOR SQUAD CHECK     |
| D   | 13/10/15 | D. d T.    | A.U.    | ISSUED FOR CLIENT REVIEW   |
| E   | 30/10/15 | D. d T.    | A.U.    | ISSUED FOR CLIENT APPROVAL |
| 0   | 01/12/15 | D. d T.    | A.U.    | ISSUED FOR CONSTRUCTION    |

**WorleyParsons**  
resources & energy

39 MELROSE BOULEVARD, MELROSE ARCH, JOHANNESBURG  
P.O. Box 61232, MARSHALLTOWN, 2107  
TEL: +27 (0)11 218 3000  
FAX: +27(0)11 218 3100  
www.worleyparsons.com  
WorleyParsons RSA (Pty) Ltd.

| NAME                               | SIGNATURE | DATE       |
|------------------------------------|-----------|------------|
| DRAWN BY: A.UJMA                   |           | 01/12/2015 |
| CHECKED: D. du TOIT                |           | 01/12/2015 |
| DESIGNER: R. van SCHALKWYK         |           | 01/12/2015 |
| PR ENG: D. du TOIT                 |           | 01/12/2015 |
| PROJECT ENG MANAGER: L. PADAYACHEE |           | 01/12/2015 |
| LOCAL PR ENG:                      |           |            |
| CLIENT:                            |           |            |

**MOZAMBIQUE**  
GAS DEVELOPMENT PROJECT

**Anadarko**  
Moçambique Área 1, Lda

PROJECT  
**AMA 1  
RESETTLEMENT  
VILLAGE**

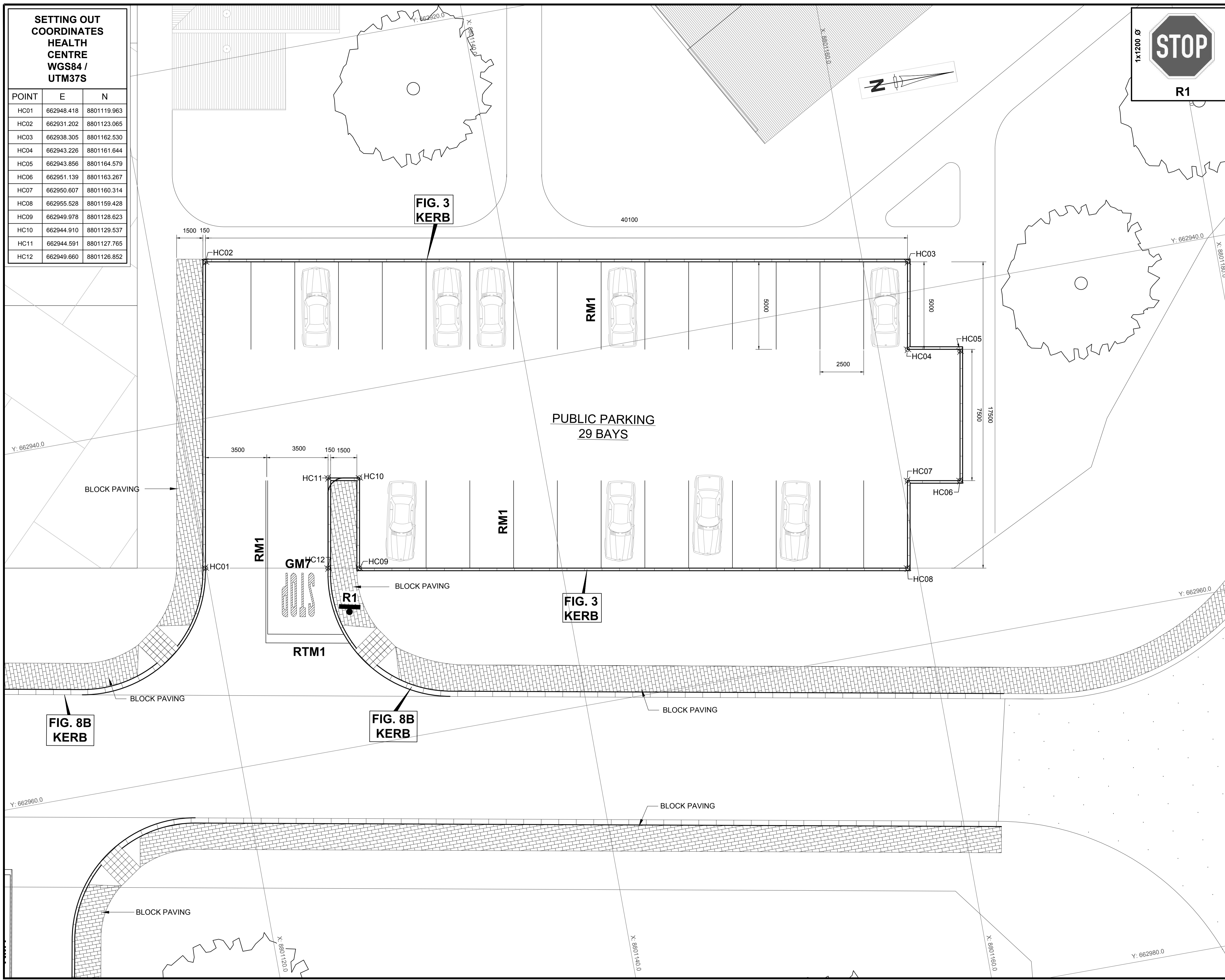
DRAWING DESCRIPTION  
**PARKING AREA  
HEALTH CENTRE**

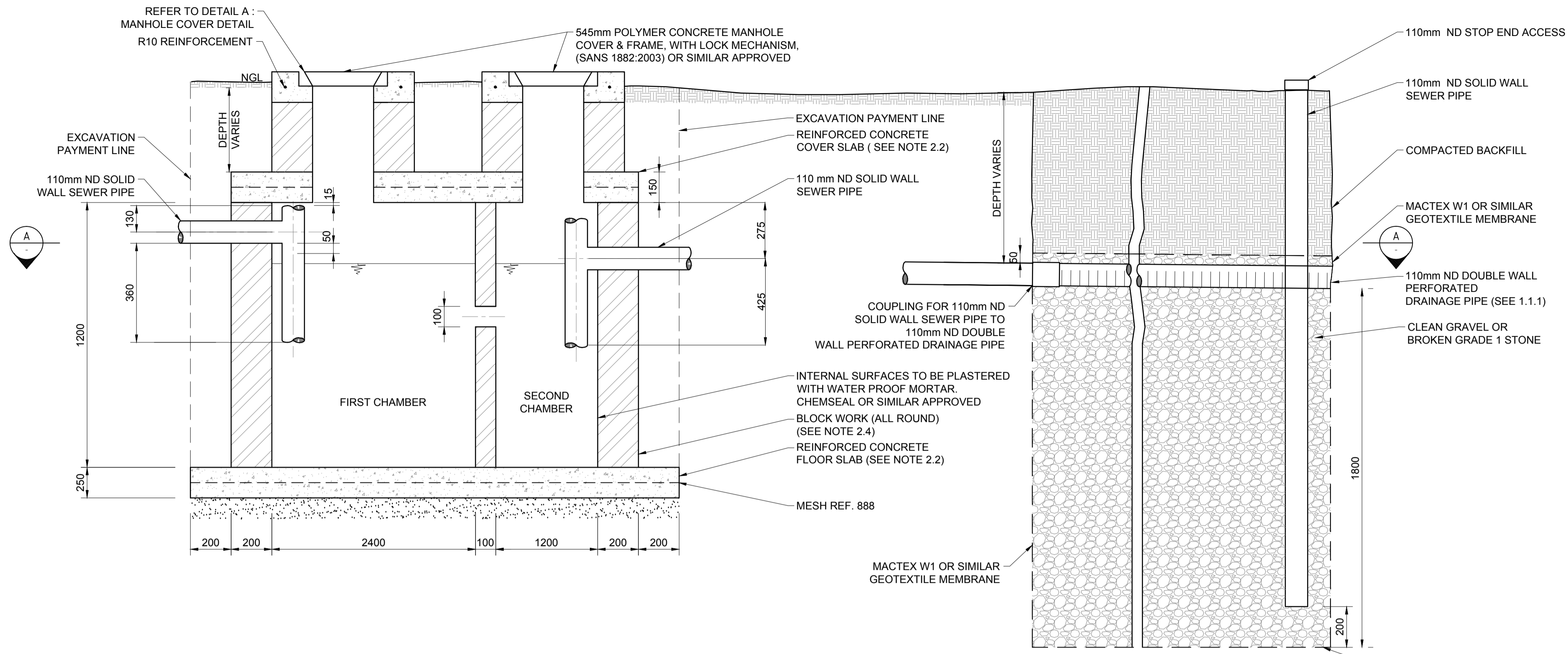
SCALE: 1:100  
ORIGINAL DWG SIZE A1

DATE: DECEMBER 2015

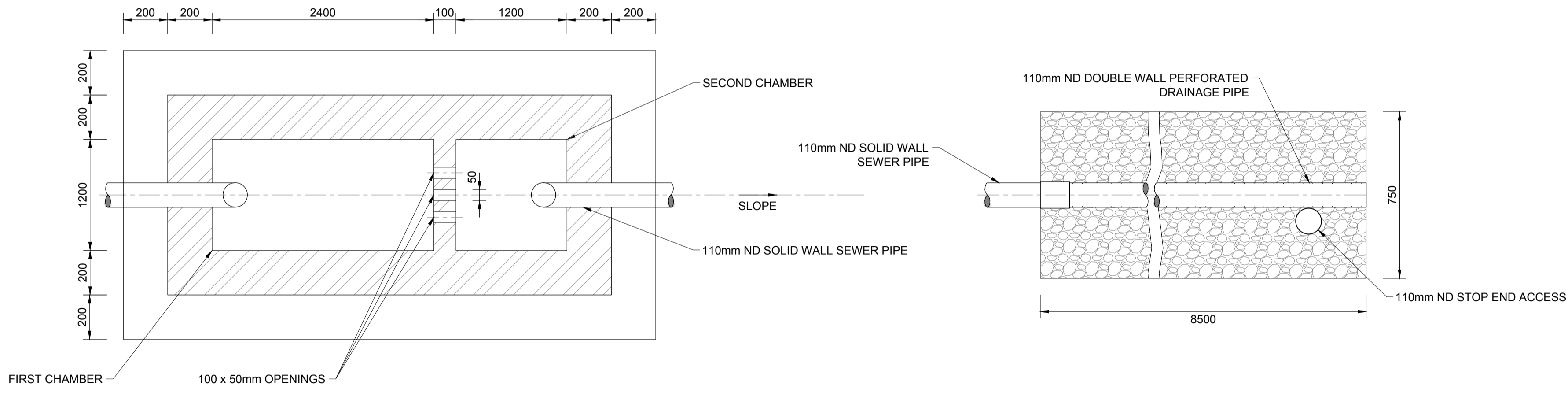
DRAWING NUMBER: C00290-00-CI-DLP-0017-001

ANADARKO DRAWING NUMBER: EA-MZ-CI0000-WOR-E05-00053-01

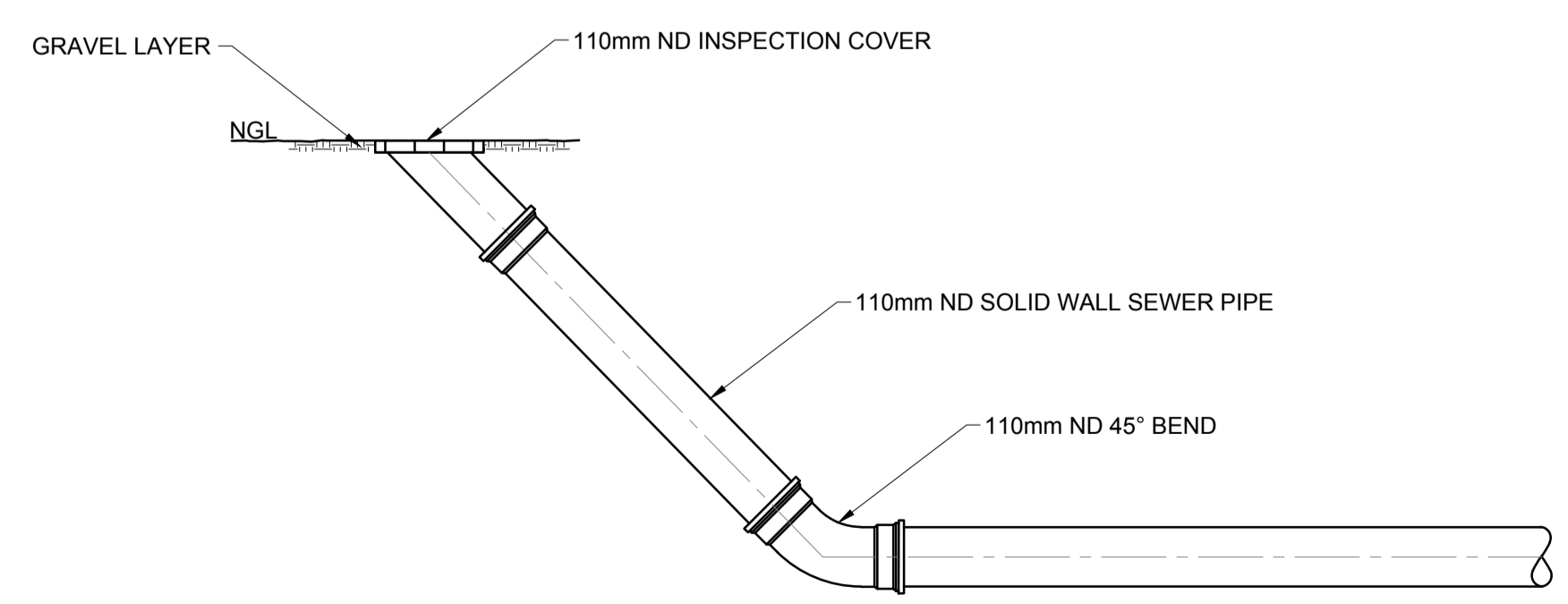




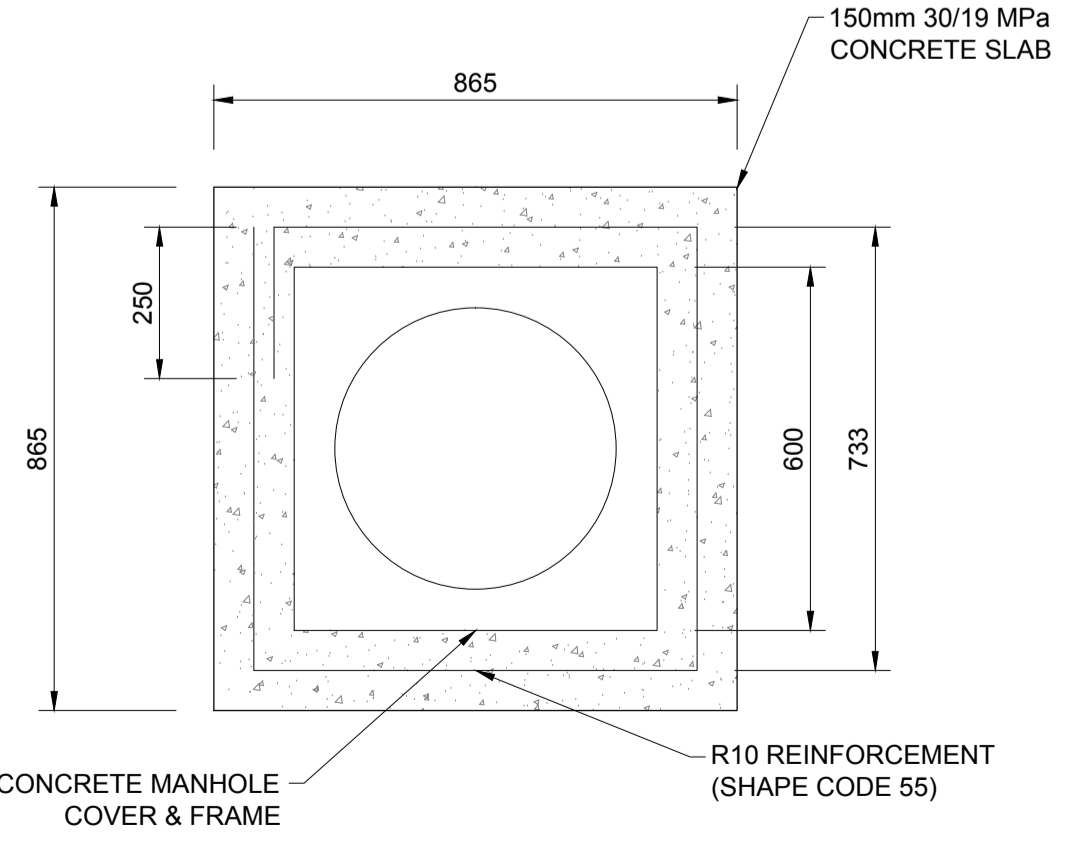
TYPICAL SIDE SECTION DETAIL (SCHEMATIC)  
N.T.S.



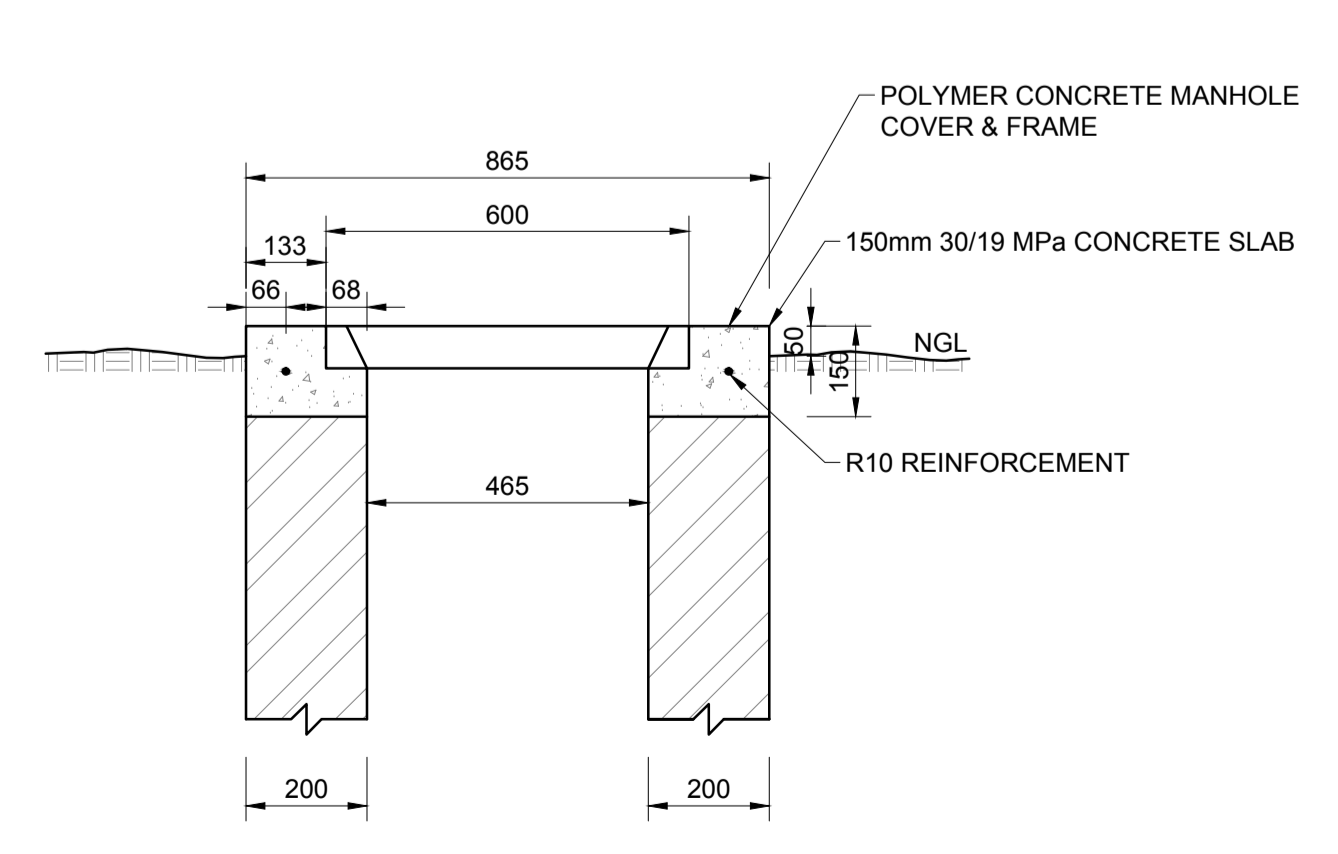
SECTION A  
N.T.S.



END LINE INSPECTION EYE DETAIL  
N.T.S.



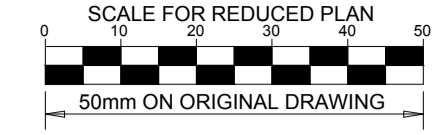
DETAIL A:  
DETAIL OF MANHOLE COVER  
N.T.S.



- 1. SOAK AWAYS**
- 1.1 CONSTRUCTION OF SOAK AWAYS:**
- 1.1.1 USE PERFORATED DRAINAGE PIPES, WITH THE SLOTS/HOLES AT THE BOTTOM, LAY IN TRENCHES OF A UNIFORM GRADIENT NOT STEEPER THAN 1:200. PERFORATED 'FLEXICOL' TYPE PIPE IS NOT ALLOWED.
  - 1.1.2 THE LENGTH OF A SINGLE TRENCH SHOULD NOT EXCEED 30m.
  - 1.1.3 PIPES SHOULD BE LAID ON CLEAN GRAVEL OR BROKEN GRADE 1 STONE (20mm - 50mm).
  - 1.1.4 SOAK AWAY TRENCHES SHOULD BE FILLED TO A LEVEL OF 50mm ABOVE THE PIPE AND COVERED WITH A LAYER OF GEOTEXTILE MEMBRANE TO PREVENT ENTRY OF FINES.
  - 1.1.5 THE REMAINDER OF THE SOAK AWAY TRENCH CAN BE FILLED WITH EXCAVATED MATERIAL.
  - 1.1.6 THE SOAK AWAY AND ASSOCIATED DRAINAGE MUST COMPLY WITH SANS 0252-2 AND SANS 10400-P:2010.
  - 1.1.7 THE AREA OF THE SOAK AWAY IS CALCULATED AFTER CARRYING OUT A MINIMUM OF THREE PERCOLATION TESTS IN THE PROPOSED DRAIN FIELD AREA, OVER THREE CONSECUTIVE DAYS AND APPLYING A FORMULA AS DETAILED IN SANS 10400-P: 2010.
  - 1.1.8 DRAINAGE TRENCHES SHOULD BE 750mm WIDE WITH AREAS OF UNDISTURBED GROUND OF MINIMUM 3.6m WIDE BETWEEN PARALLEL TRENCHES.
  - 1.1.9 A SOAK AWAY SHALL:
    - a) BE SO CONSTRUCTED AND LOCATED AS NOT TO CAUSE THE POLLUTION OF ANY SPRING, STREAM, WELL OR OTHER SOURCE OF WATER WHICH IS USED OR IS LIKELY TO BE USED, FOR DRINKING, DOMESTIC USE OR KITCHEN PURPOSES,
    - b) BE SO POSITIONED THAT THE FOUNDATIONS OF ADJACENT BUILDINGS ARE NOT ADVERSELY AFFECTED BY ITS DISCHARGE, AND
    - c) BE NOT LESS THAN 3m FROM ANY BUILDING OR BOUNDARY OF THE SITE ON WHICH IT IS SITUATED.
  - 1.1.10 THE SUSCEPTIBILITY OF A WATER SOURCE TO POLLUTION DECREASES SHARPLY AS ITS DISTANCE FROM A SOAK AWAY INCREASES, EXCEPT IN AREAS WITH FISSURED ROCK, LIMESTONE OR VERY COARSE SAND. SOAK AWAY DRAINS SHOULD, WHERE POSSIBLE, BE LOCATED DOWNHILL OF A WATER SOURCE SUCH AS A BOREHOLE OR SPRING. WHERE LOCATION DOWNHILL OF SUCH WATER SOURCE IS NOT POSSIBLE, SOAK AWAYS SHOULD BE LOCATED AT LEAST 50m FROM THE WATER SOURCE.
  - 1.1.11 SOAK AWAYS SHOULD PREFERABLY BE CONSTRUCTED ALONG THE CONTOUR OF THE SOIL SURFACE.
  - 1.1.12 LENGTH OF SOAK AWAY DETERMINED IN ACCORDANCE WITH SANS 10400-P:2010.
  - 1.1.13 NO SOAK AWAY SHALL BE CONSTRUCTED:
    - a) IN GROUND THAT HAS A PERCOLATION RATE THAT EXCEEDS 30 MINUTES (REFER TO SANS 10400-P:2010)
    - b) WHERE EFFLUENT MIGHT FLOW OUT DUE TO THE CONTOURS OF, OR THE STRATA FORMING, THE GROUND.
    - c) WHERE THE SITE TO BE AFFECTED BY SUCH EFFLUENT IS OF INSUFFICIENT SIZE TO ACCOMMODATE THE SOAKING AWAY OF THE EFFLUENT; OR
    - d) WHERE THE LEVEL OF THE WATER TABLE IS, OR MIGHT BE, SUCH AS TO PREVENT ADEQUATE PERCOLATION.

- 2. STRUCTURAL**
- 2.1 ALL SEPTIC TANK EXCAVATION INVERTS TO BE COMPACTED TO 93% MOD AASHTO (MINIMUM).
  - 2.2 ALL FLOOR AND COVER SLABS TO BE REINFORCED WITH MESH REF. 888, PLACED IN CENTER OF SLAB.
  - 2.3 CONCRETE STRENGTH REQUIREMENT AT 28 DAYS: 30/19 MPa.
  - 2.4 ALL 200mm BLOCK WORK TO BE FILLED WITH CONCRETE (30 MPa/19mm).

| REFERENCES                    |  |
|-------------------------------|--|
| ANADARKO DRAWING NO.          | DRAWING DESCRIPTION  |
| EA-MZ-CI0100-WOR-E05-00497-01 | EXPECTING MOTHER'S HOUSE: WATER AND SANITATION LAYOUT SHEET 1 of 3 |
| EA-MZ-CI0100-WOR-E05-00497-02 | EXPECTING MOTHER'S HOUSE DETAILS OF TOILET FACILITIES SHEET 2 of 3 |



NOTES

**ISSUED FOR CONSTRUCTION**

WorleyParsons RSA retains the copyright in all intellectual property, including designs and/or documents prepared in terms of this appointment for the project covered by the appointment. The client may use the designs and/or documents for the sole purpose of their intended use on this project only subject to payment for the design having been received. Use for any other purpose, whether or not the design and/or documents have been paid for constitutes an infringement of copyright, and all rights are reserved.

All dimensions must be verified on site before the works commence. Refer any discrepancies to the Engineer. Copyright reserved

REVISIONS

| NO. | DATE     | CHECKED BY | DONE BY | DESCRIPTION                |
|-----|----------|------------|---------|----------------------------|
| A   | 10/09/15 | LL         | WVS     | ISSUED FOR INTERNAL REVIEW |
| B   | 16/09/15 | LL         | WVS     | ISSUED FOR DETAIL DESIGN   |
| C   | 30/09/15 | LL         | WVS     | ISSUED FOR SQUAD CHECK     |
| D   | 06/10/15 | LL         | WVS     | ISSUED FOR CLIENT REVIEW   |
| E   | 06/11/15 | LL         | WVS     | ISSUED FOR CLIENT APPROVAL |
| O   | 03/12/15 | LL         | WVS     | ISSUED FOR CONSTRUCTION    |

**WorleyParsons**  
resources & energy

39 MELROSE BOULEVARD, MELROSE ARCH, JOHANNESBURG  
P.O. Box 61232, MARSHALLTOWN, 2107  
TEL: +27 (0) 11 218 3000  
FAX: +27(0)11 218 3100  
www.worleyparsons.com  
WorleyParsons RSA (Pty) Ltd.

| NAME                              | SIGNATURE          | DATE       |
|-----------------------------------|--------------------|------------|
| DRAWN BY: W v STADEN              | <i>[Signature]</i> | 03/12/2015 |
| CHECKED: LH LOUW                  | <i>[Signature]</i> | 03/12/2015 |
| DESIGNER: B VAN SCHOOR            | <i>[Signature]</i> | 03/12/2015 |
| PR ENG: LH LOUW 20090253          | <i>[Signature]</i> | 03/12/2015 |
| PROJECT ENG MANAGER: L PADAYACHEE | <i>[Signature]</i> | 03/12/2015 |
| LOCAL PR ENG:                     |                    |            |
| CLIENT:                           |                    |            |



PROJECT  
**AMA 1  
RESETTLEMENT  
VILLAGE**

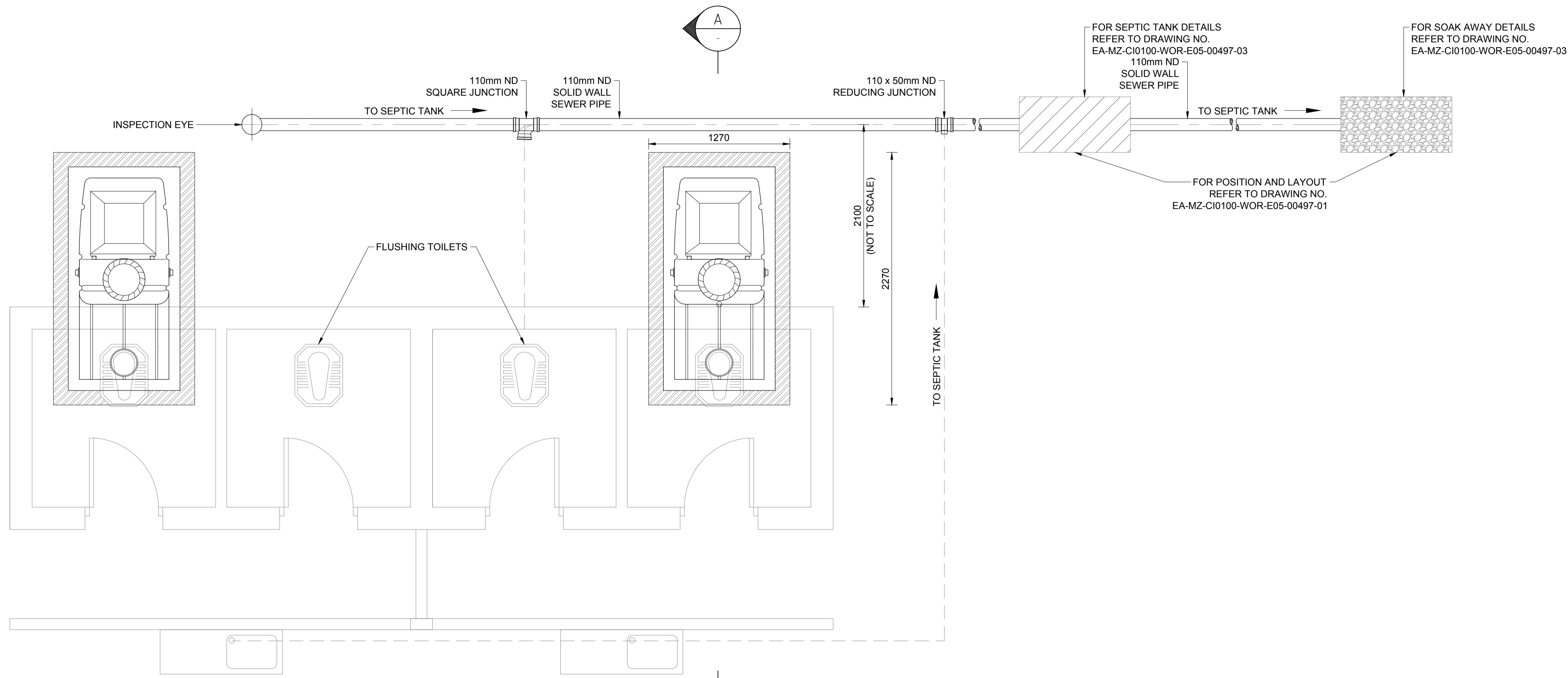
DRAWING DESCRIPTION  
**EXPECTING MOTHER'S  
HOUSE: DETAILS OF  
SEPTIC TANK  
INSTALLATION  
SHEET 3 OF 3**

SCALE: AS SHOWN  
ORIGINAL DWG SIZE A1

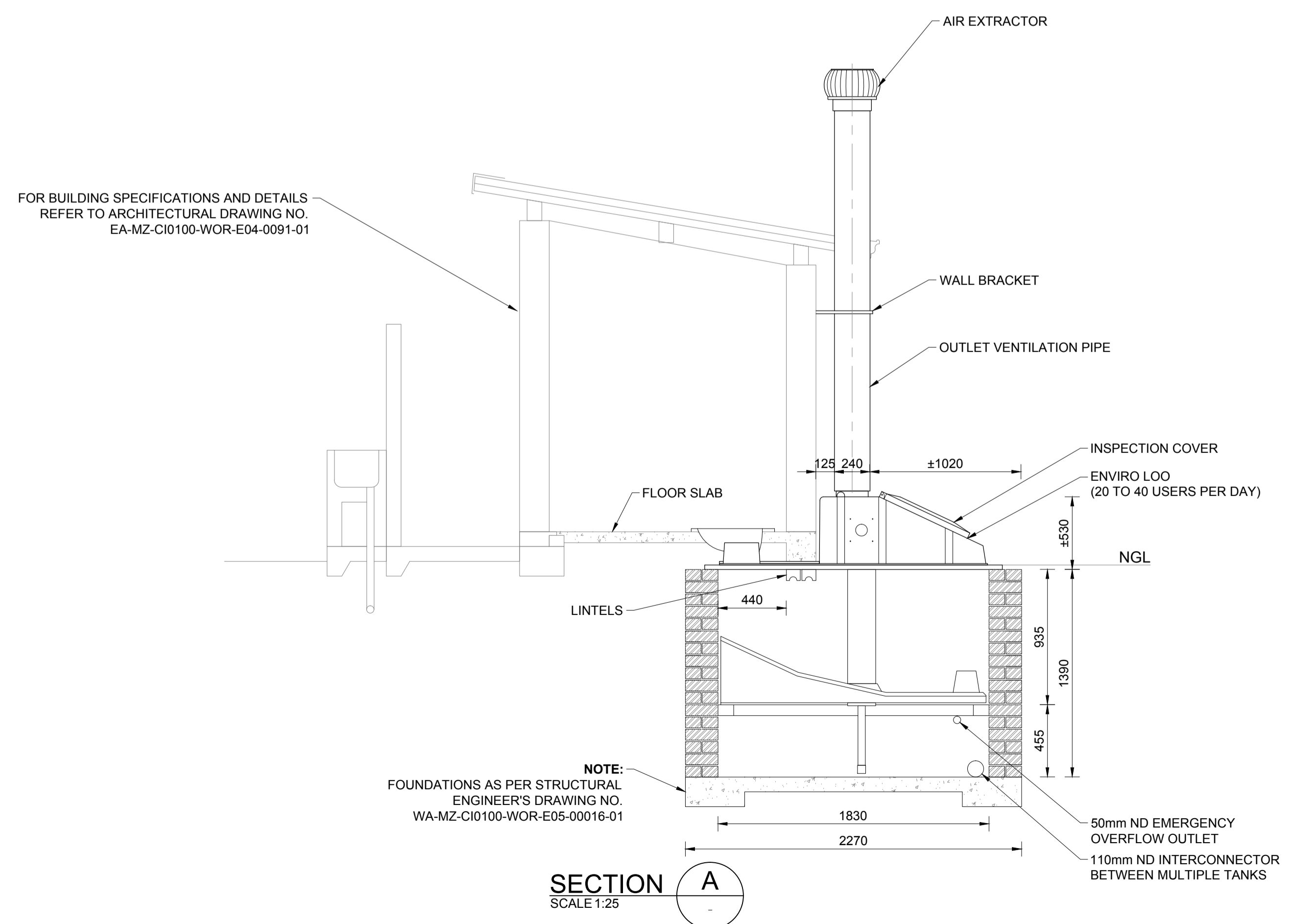
DATE: DECEMBER 2015

DRAWING NUMBER: C00290-00-WW-DRD-0036-003  
REV NO: 0

ANADARKO DRAWING NUMBER  
EA-MZ-CI0100-WOR-E05-00497-03

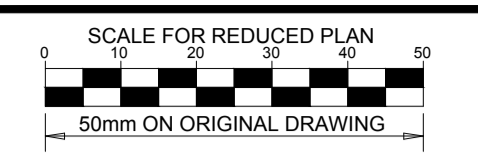


**TYPICAL FLOOR PLAN: ENVIRO LOO (SCHEMATIC)**  
SCALE 1:25



**SECTION A**  
SCALE 1:25

| REFERENCES                    |  |
|-------------------------------|--|
| ANADARKO DRAWING NO.          | DRAWING DESCRIPTION  |
| EA-MZ-CI0100-WOR-E05-00497-01 | EXPECTING MOTHER'S HOUSE: WATER AND SANITATION LAYOUT SHEET 1 OF 3         |
| EA-MZ-CI0100-WOR-E05-00497-03 | EXPECTING MOTHER'S HOUSE: DETAILS OF SEPTIC TANK INSTALLATION SHEET 3 OF 3 |
| EA-MZ-CI0100-WOR-E05-00118-01 | EXPECTING MOTHER'S HOUSE: TOILETS: INTERNAL RETICULATIONS                  |



**NOTES**

- ENVIRO LOO SUITABLE FOR INDUSTRIAL USE CAPACITY PER ENVIRO LOO, 20 TO 40 USERS PER DAY.
- ENVIRO LOO TO BE INSTALLED IN ACCORDANCE WITH MANUFACTURER'S SPECIFICATIONS.

**ISSUED FOR CONSTRUCTION**

WorleyParsons RSA retains the copyright in all intellectual property, including designs and/or documents prepared in terms of this appointment for the project covered by the appointment. The client may use the designs and/or documents for the sole purpose of their intended use on this project only subject to payment for the design having been received. Use for any other purpose, whether or not the design and/or documents have been paid for constitutes an infringement of copyright, and all rights are reserved.

All dimensions must be verified on site before the works commence. Refer any discrepancies to the Engineer. Copyright reserved

**REVISIONS**

| NO. | DATE     | CHECKED BY | DONE BY | DESCRIPTION                |
|-----|----------|------------|---------|----------------------------|
| A   | 15/09/15 | LL         | CS      | ISSUED FOR INTERNAL REVIEW |
| B   | 16/09/15 | LL         | CS      | ISSUED FOR DETAIL DESIGN   |
| C   | 30/09/15 | LL         | WVS     | ISSUED FOR SQUAD CHECK     |
| D   | 06/10/15 | LL         | WVS     | ISSUED FOR CLIENT REVIEW   |
| E   | 06/11/15 | LL         | WVS     | ISSUED FOR CLIENT APPROVAL |
| O   | 03/12/15 | LL         | WVS     | ISSUED FOR CONSTRUCTION    |

**WorleyParsons**  
resources & energy

39 MELROSE BOULEVARD, MELROSE ARCH, JOHANNESBURG  
P.O. Box 61232, MARSHALLTOWN, 2107  
TEL: +27 (0)11 218 3000  
FAX: +27(0)11 218 3100  
www.worleyparsons.com  
WorleyParsons RSA (Pty) Ltd.

| NAME                               | SIGNATURE          | DATE       |
|------------------------------------|--------------------|------------|
| DRAWN BY: W v STADEN               | <i>[Signature]</i> | 03/12/2015 |
| CHECKED: L LOUW                    | <i>[Signature]</i> | 03/12/2015 |
| DESIGNER: L LOUW                   | <i>[Signature]</i> | 03/12/2015 |
| PR ENG: L LOUW<br>20090253         | <i>[Signature]</i> | 03/12/2015 |
| PROJECT ENG. MANAGER: L PADAYACHEE | <i>[Signature]</i> | 03/12/2015 |
| LOCAL PR ENG:                      |                    |            |
| CLIENT:                            |                    |            |

**MOZAMBIQUE**  
GAS DEVELOPMENT PROJECT

**Anadarko**  
Moçambique Área 1, Lda

PROJECT  
**AMA 1  
RESETTLEMENT  
VILLAGE**

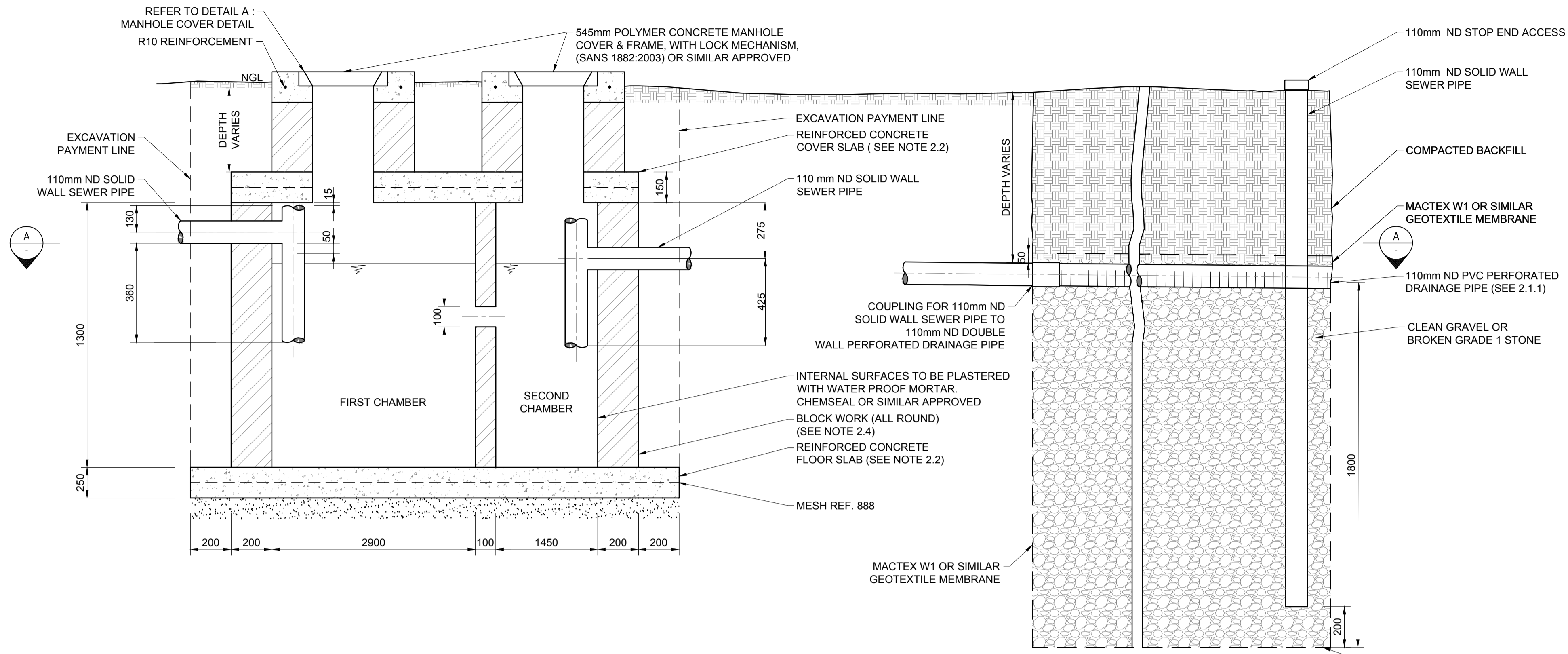
DRAWING DESCRIPTION  
**EXPECTING MOTHER'S  
HOUSE:  
DETAILS OF TOILET  
FACILITIES  
SHEET 2 OF 3**

SCALE: AS SHOWN  
ORIGINAL DWG SIZE A1

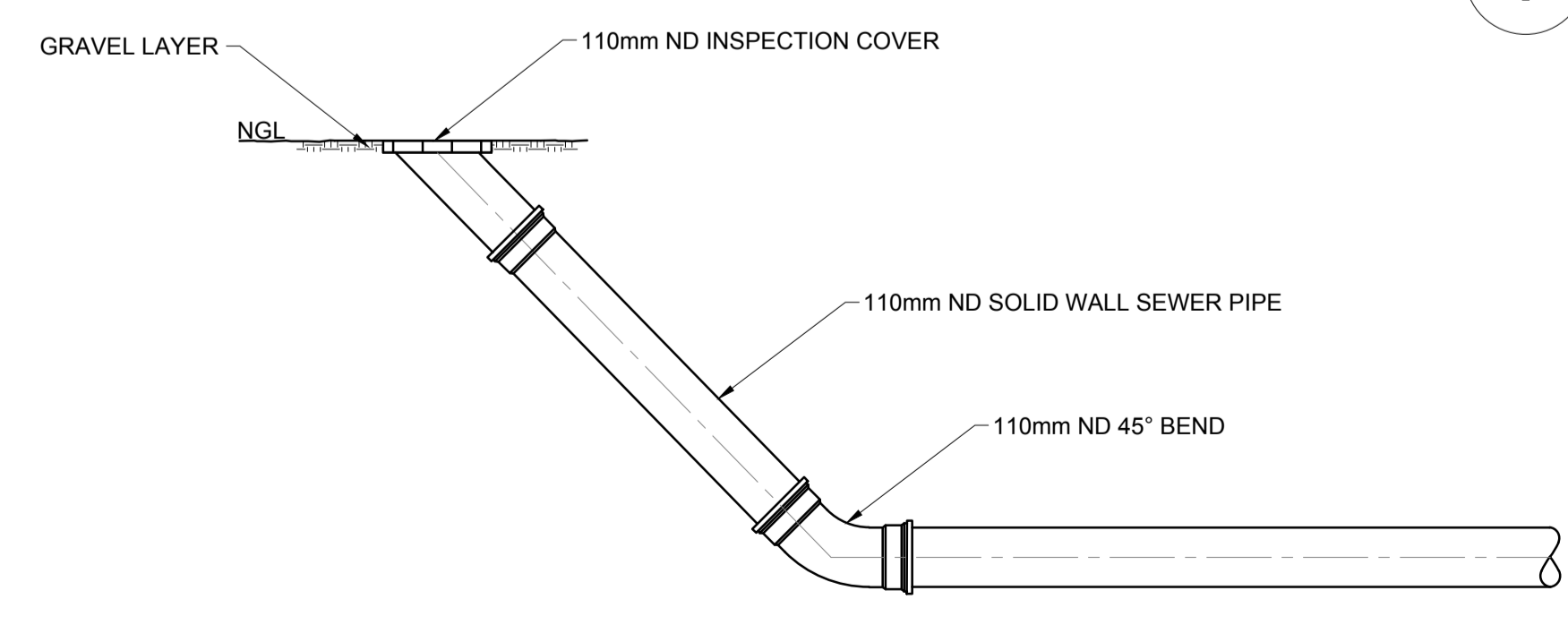
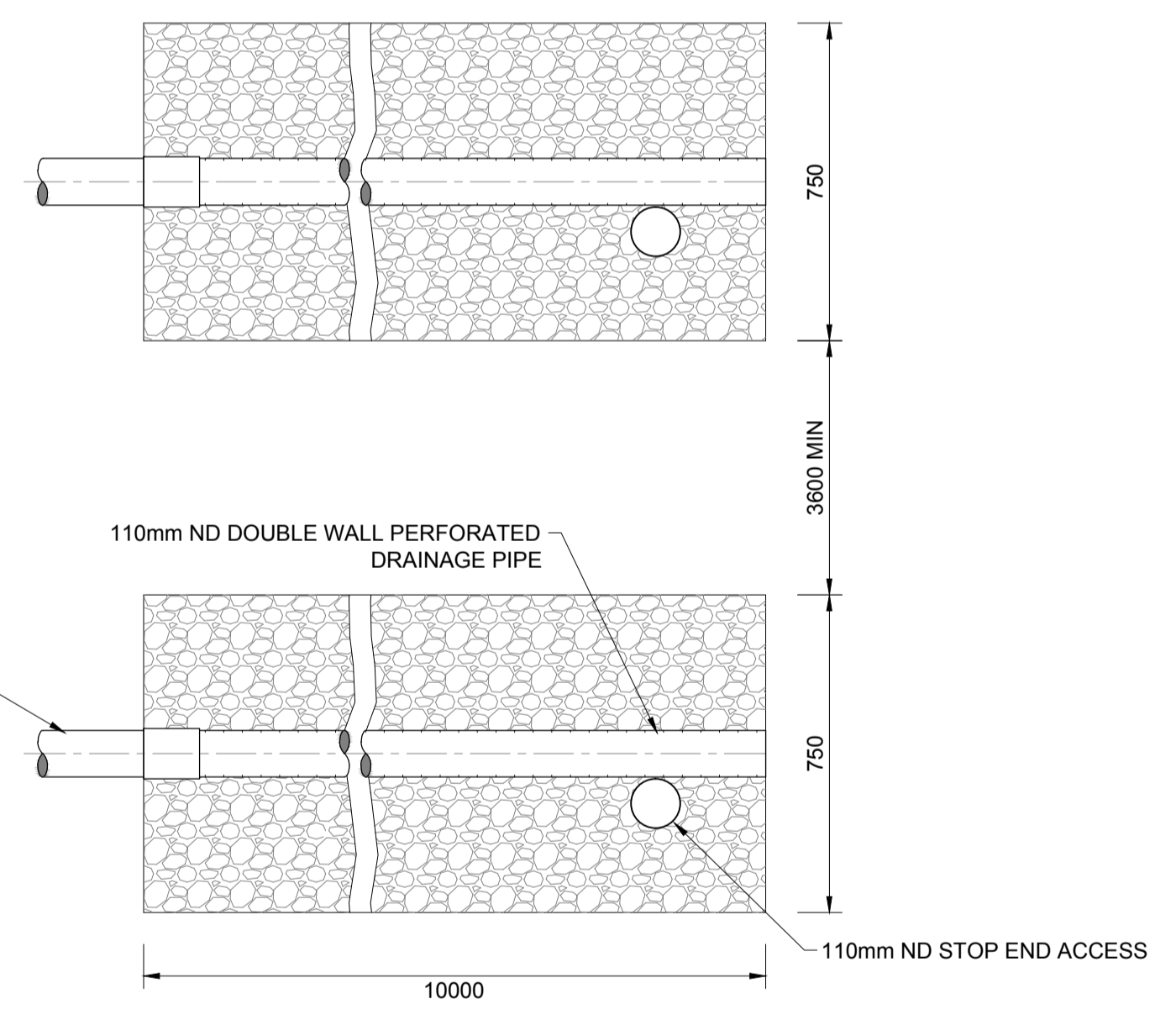
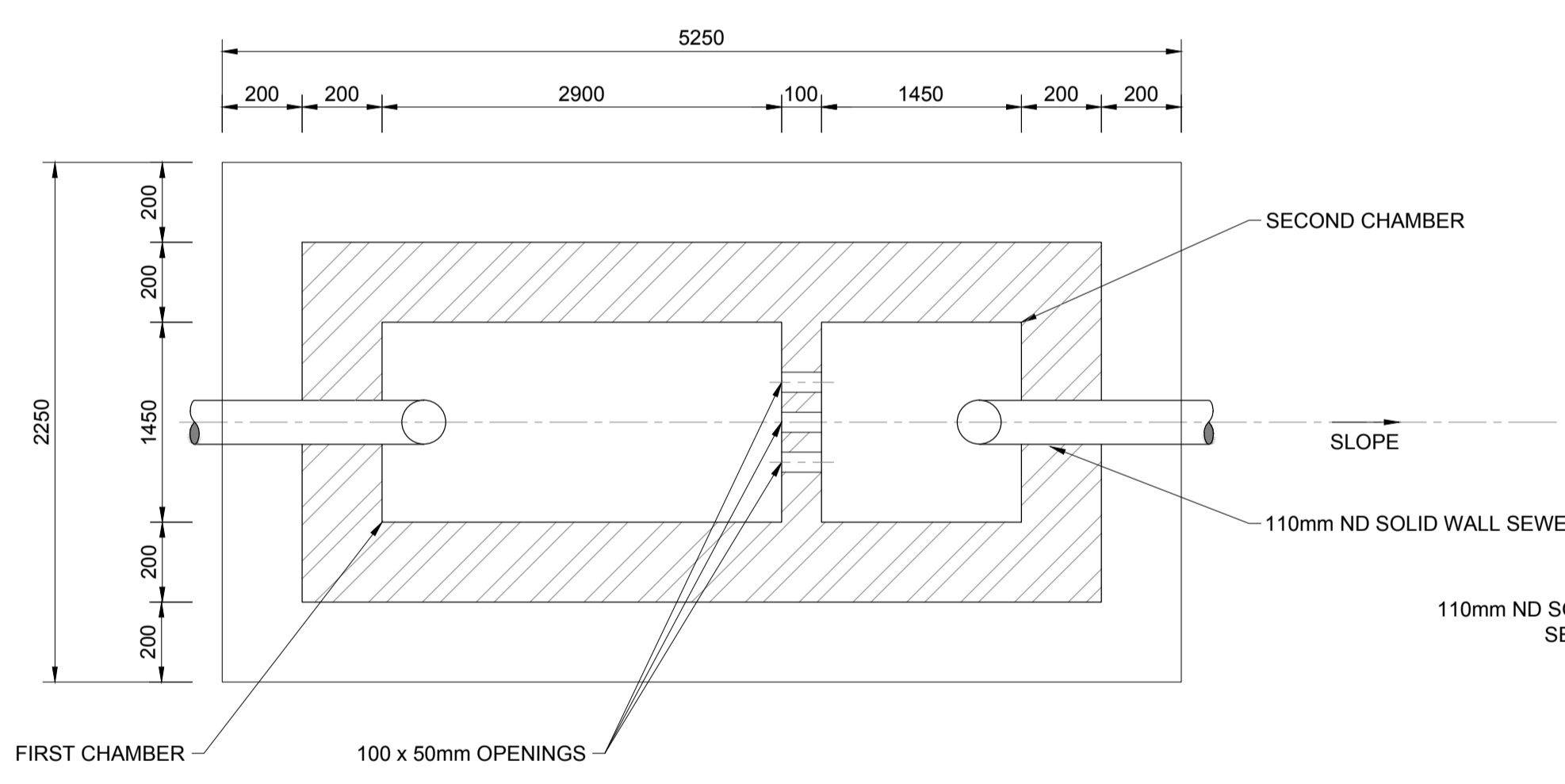
DATE: DECEMBER 2015

DRAWING NUMBER: C00290-00-WW-DRD-0036-002  
REV NO: 0

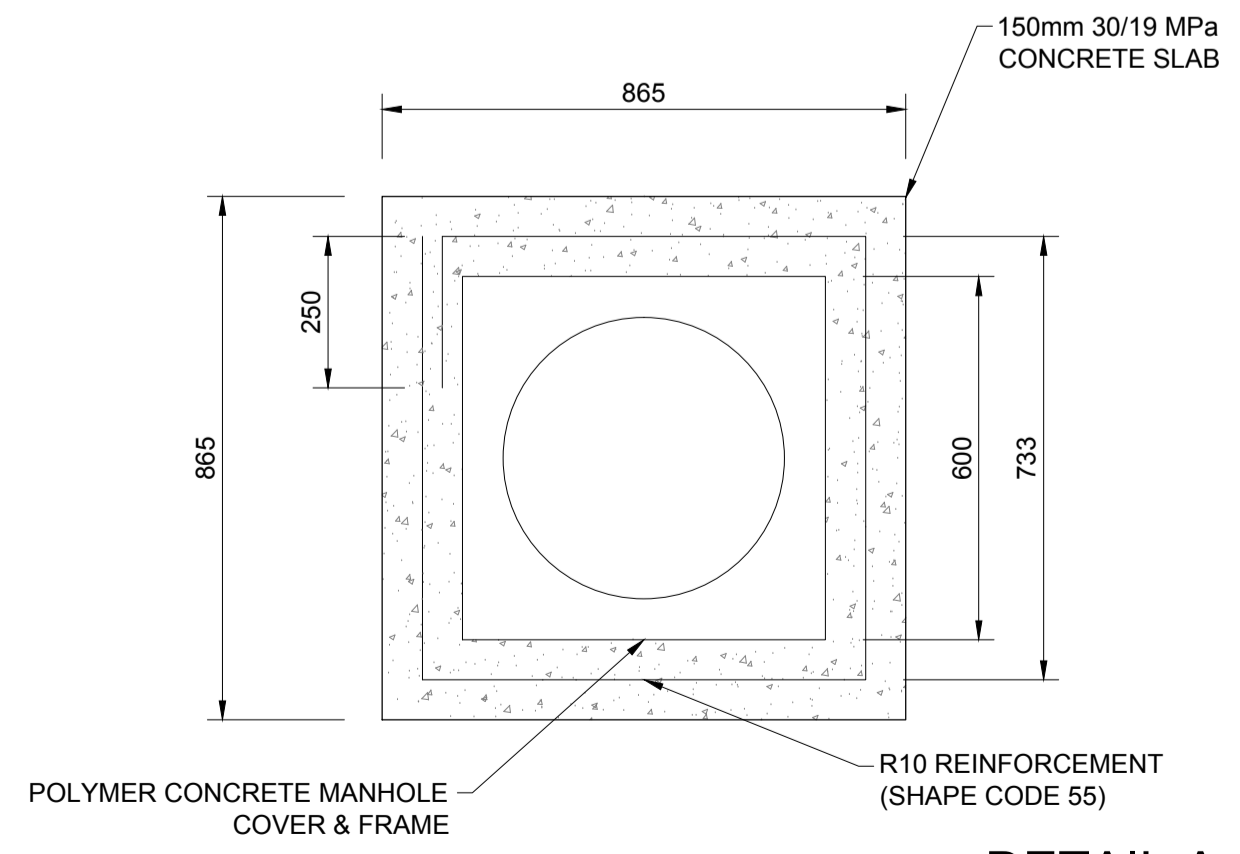
ANADARKO DRAWING NUMBER: EZ-MZ-CI0100-WOR-E05-00497-02



**TYPICAL SIDE SECTION DETAIL (SCHEMATIC)**  
N.T.S.



**END LINE INSPECTION EYE DETAIL**  
N.T.S.

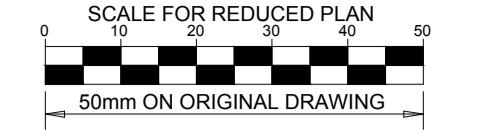


**DETAIL A:  
DETAIL OF MANHOLE COVER**  
N.T.S.

- 1. SOAK AWAYS**
- 1.1 CONSTRUCTION OF SOAK AWAYS:**
- 1.1.1 USE PERFORATED DRAINAGE PIPES, WITH THE SLOTS/HOLES AT THE BOTTOM, LAY IN TRENCHES OF A UNIFORM GRADIENT NOT STEEPER THAN 1:200. PERFORATED 'FLEXICOL' TYPE PIPE IS NOT ALLOWED.
  - 1.1.2 THE LENGTH OF A SINGLE TRENCH SHOULD NOT EXCEED 30m.
  - 1.1.3 PIPES SHOULD BE LAID ON CLEAN GRAVEL OR BROKEN GRADE 1 STONE (20mm - 50mm).
  - 1.1.4 SOAK AWAY TRENCHES SHOULD BE FILLED TO A LEVEL OF 50mm ABOVE THE PIPE AND COVERED WITH A LAYER OF GEOTEXTILE MEMBRANE TO PREVENT ENTRY OF FINES.
  - 1.1.5 THE REMAINDER OF THE SOAK AWAY TRENCH CAN BE FILLED WITH EXCAVATED MATERIAL.
  - 1.1.6 THE SOAK AWAY AND ASSOCIATED DRAINAGE MUST COMPLY WITH SANS 0252-2 AND SANS 10400-P:2010.
  - 1.1.7 THE AREA OF THE SOAK AWAY IS CALCULATED AFTER CARRYING OUT A MINIMUM OF THREE PERCOLATION TESTS IN THE PROPOSED DRAIN FIELD AREA, OVER THREE CONSECUTIVE DAYS AND APPLYING A FORMULA AS DETAILED IN SANS 10400-P: 2010.
  - 1.1.8 DRAINAGE TRENCHES SHOULD BE 750mm WIDE WITH AREAS OF UNDISTURBED GROUND OF MINIMUM 3.6m WIDE BETWEEN PARALLEL TRENCHES.
  - 1.1.9 A SOAK AWAY SHALL:
    - a) BE SO CONSTRUCTED AND LOCATED AS NOT TO CAUSE THE POLLUTION OF ANY SPRING, STREAM, WELL OR OTHER SOURCE OF WATER WHICH IS USED OR IS LIKELY TO BE USED, FOR DRINKING, DOMESTIC USE OR KITCHEN PURPOSES.
    - b) BE SO POSITIONED THAT THE FOUNDATIONS OF ADJACENT BUILDINGS ARE NOT ADVERSELY AFFECTED BY ITS DISCHARGE, AND
    - c) BE NOT LESS THAN 3m FROM ANY BUILDING OR BOUNDARY OF THE SITE ON WHICH IT IS SITUATED.
  - 1.1.10 THE SUSCEPTIBILITY OF A WATER SOURCE TO POLLUTION DECREASES SHARPLY AS ITS DISTANCE FROM A SOAK AWAY INCREASES, EXCEPT IN AREAS WITH FISSURED ROCK, LIMESTONE OR VERY COARSE SAND. SOAK AWAY DRAINS SHOULD, WHERE POSSIBLE, BE LOCATED DOWNHILL OF A WATER SOURCE SUCH AS A BOREHOLE OR SPRING. WHERE LOCATION DOWNHILL OF SUCH WATER SOURCE IS NOT POSSIBLE, SOAK AWAYS SHOULD BE LOCATED AT LEAST 50m FROM THE WATER SOURCE.
  - 1.1.11 SOAK AWAYS SHOULD PREFERABLY BE CONSTRUCTED ALONG THE CONTOUR OF THE SOIL SURFACE.
  - 1.1.12 LENGTH OF SOAK AWAY DETERMINED IN ACCORDANCE WITH SANS 10400-P:2010.
  - 1.1.13 NO SOAK AWAY SHALL BE CONSTRUCTED:
    - a) IN GROUND THAT HAS A PERCOLATION RATE THAT EXCEEDS 30 MINUTES (REFER TO SANS 10400-P:2010)
    - b) WHERE EFFLUENT MIGHT FLOW OUT DUE TO THE CONTOURS OF, OR THE STRATA FORMING, THE GROUND.
    - c) WHERE THE SITE TO BE AFFECTED BY SUCH EFFLUENT IS OF INSUFFICIENT SIZE TO ACCOMMODATE THE SOAKING AWAY OF THE EFFLUENT; OR
    - d) WHERE THE LEVEL OF THE WATER TABLE IS, OR MIGHT BE, SUCH AS TO PREVENT ADEQUATE PERCOLATION.

- 2. STRUCTURAL**
- 2.1 ALL SEPTIC TANK EXCAVATION INVERTS TO BE COMPACTED TO 93% MOD AASHTO (MINIMUM).
  - 2.2 ALL FLOOR AND COVER SLABS TO BE REINFORCED WITH MESH REF. 888, PLACED IN CENTER OF SLAB.
  - 2.3 CONCRETE STRENGTH REQUIREMENT AT 28 DAYS: 30/19 MPa.
  - 2.4 ALL 200mm BLOCK WORK TO BE FILLED WITH CONCRETE (30 MPa/19mm).

| REFERENCES                    |   |
|-------------------------------|---|
| ANADARKO DRAWING NO.          | DRAWING DESCRIPTION   |
| EA-MZ-CI0100-WOR-E05-00195-01 | COMMUNITY FACILITIES: CLINIC: WATER AND SANITATION LAYOUT SHEET 1 of 3  |
| EA-MZ-CI0100-WOR-E05-00195-02 | COMMUNITY FACILITIES: CLINIC: DETAILS OF TOILET FACILITIES SHEET 2 of 3 |



**NOTES**

**ISSUED FOR CONSTRUCTION**

WorleyParsons RSA retains the copyright in all intellectual property, including designs and/or documents prepared in terms of this appointment for the project covered by the appointment. The client may use the designs and/or documents for the sole purpose of their intended use on this project only subject to payment for the design having been received. Use for any other purpose, whether or not the design and/or documents have been paid for constitutes an infringement of copyright, and all rights are reserved.

All dimensions must be verified on site before the works commence. Refer any discrepancies to the Engineer. Copyright reserved

**REVISIONS**

| NO. | DATE     | CHECKED BY | DONE BY | DESCRIPTION                |
|-----|----------|------------|---------|----------------------------|
| A   | 10/09/15 | LL         | WVS     | ISSUED FOR INTERNAL REVIEW |
| B   | 16/09/15 | LL         | WVS     | ISSUED FOR DETAIL DESIGN   |
| C   | 30/09/15 | LL         | WVS     | ISSUED FOR SQUAD CHECK     |
| D   | 06/10/15 | LL         | WVS     | ISSUED FOR CLIENT REVIEW   |
| E   | 06/11/15 | LL         | WVS     | ISSUED FOR CLIENT APPROVAL |
| 0   | 03/12/15 | LL         | WVS     | ISSUED FOR CONSTRUCTION    |

**WorleyParsons**  
resources & energy

39 MELROSE BOULEVARD, MELROSE ARCH, JOHANNESBURG  
P.O. Box 61232, MARSHALLTOWN, 2107  
TEL: +27 (0) 11 218 3000  
FAX: +27(0)11 218 3100  
www.worleyparsons.com  
WorleyParsons RSA (Pty) Ltd.


| NAME                              | SIGNATURE          | DATE       |
|-----------------------------------|--------------------|------------|
| DRAWN BY: W v STADEN              | <i>[Signature]</i> | 03/12/2015 |
| CHECKED: LH LOUW                  | <i>[Signature]</i> | 03/12/2015 |
| DESIGNER: B VAN SCHOOR            | <i>[Signature]</i> | 03/12/2015 |
| PR ENG: LH LOUW 20090253          | <i>[Signature]</i> | 03/12/2015 |
| PROJECT ENG MANAGER: L PADAYACHEE | <i>[Signature]</i> | 03/12/2015 |
| LOCAL PR ENG:                     |                    |            |
| CLIENT:                           |                    |            |



PROJECT  
**AMA 1  
RESETTLEMENT  
VILLAGE**

DRAWING DESCRIPTION  
**COMMUNITY FACILITIES:  
CLINIC:  
DETAILS OF SEPTIC  
TANK INSTALLATION**  
SHEET 3 OF 3

|  |                       |
|--|-----------------------|
| SCALE<br>AS SHOWN<br>ORIGINAL DWG SIZE A1                | DATE<br>DECEMBER 2015 |
| DRAWING NUMBER<br>C00290-00-WW-DRD-0023-003              | REV NO<br>0           |
| ANADARKO DRAWING NUMBER<br>EA-MZ-CI0100-WOR-E05-00195-03 |                       |



**NOTES**

1. ENVIRO LOO SUITABLE FOR INDUSTRIAL USE CAPACITY PER ENVIRO LOO, 20 TO 40 USERS PER DAY.
2. ENVIRO LOO TO BE INSTALLED IN ACCORDANCE WITH MANUFACTURER'S SPECIFICATIONS.

**ISSUED FOR CONSTRUCTION**

WorleyParsons RSA retains the copyright in all intellectual property, including designs and/or documents prepared in terms of this appointment for the project covered by the appointment. The client may use the designs and/or documents for the sole purpose of their intended use on this project only subject to payment for the design having been received. Use for any other purpose, whether or not the design and/or documents have been paid for constitutes an infringement of copyright, and all rights are reserved.

All dimensions must be verified on site before the works commence. Refer any discrepancies to the Engineer. Copyright reserved

**REVISIONS**

| NO. | DATE     | CHECKED BY | DONE BY | DESCRIPTION                |
|-----|----------|------------|---------|----------------------------|
| A   | 15/09/15 | LL         | CS      | ISSUED FOR INTERNAL REVIEW |
| B   | 16/09/15 | LL         | CS      | ISSUED FOR DETAIL DESIGN   |
| C   | 30/09/15 | LL         | WVS     | ISSUED FOR SQUAD CHECK     |
| D   | 06/10/15 | LL         | WVS     | ISSUED FOR CLIENT REVIEW   |
| E   | 06/11/15 | LL         | WVS     | ISSUED FOR CLIENT APPROVAL |
| 0   | 03/12/15 | LL         | WVS     | ISSUED FOR CONSTRUCTION    |



39 MELROSE BOULEVARD, MELROSE ARCH, JOHANNESBURG  
P.O. Box 61232, MARSHALLTOWN, 2107  
TEL: +27 (0)11 218 3000  
FAX: +27(0)11 218 3100  
www.worleyparsons.com  
WorleyParsons RSA (Pty) Ltd.

| NAME                               | SIGNATURE          | DATE       |
|------------------------------------|--------------------|------------|
| DRAWN BY: W v STADEN               | <i>[Signature]</i> | 03/12/2015 |
| CHECKED: L LOUW                    | <i>[Signature]</i> | 03/12/2015 |
| DESIGNER: L LOUW                   | <i>[Signature]</i> | 03/12/2015 |
| PR ENG: L LOUW<br>20090253         | <i>[Signature]</i> | 03/12/2015 |
| PROJECT ENG. MANAGER: L PADAYACHEE | <i>[Signature]</i> | 03/12/2015 |
| LOCAL PR ENG:                      |                    |            |
| CLIENT:                            |                    |            |

CLIENT

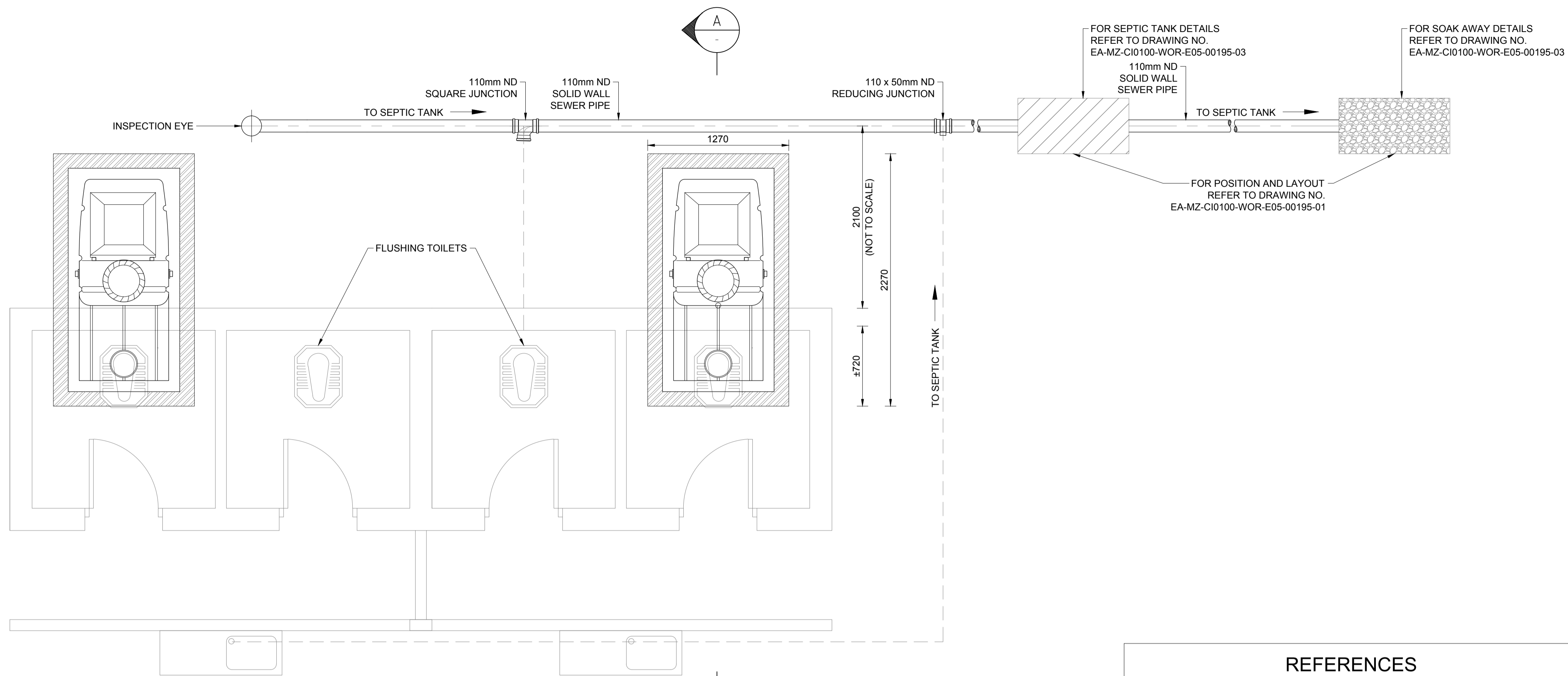


PROJECT  
**AMA 1  
RESETTLEMENT  
VILLAGE**  
DRAWING DESCRIPTION  
**COMMUNITY FACILITIES  
CLINIC:  
DETAILS OF TOILET  
FACILITIES**  
SHEET 2 OF 3

SCALE AS SHOWN ORIGINAL DWG SIZE A1 DATE DECEMBER 2015

DRAWING NUMBER C00290-00-WW-DRD-0023-002 REV NO 0

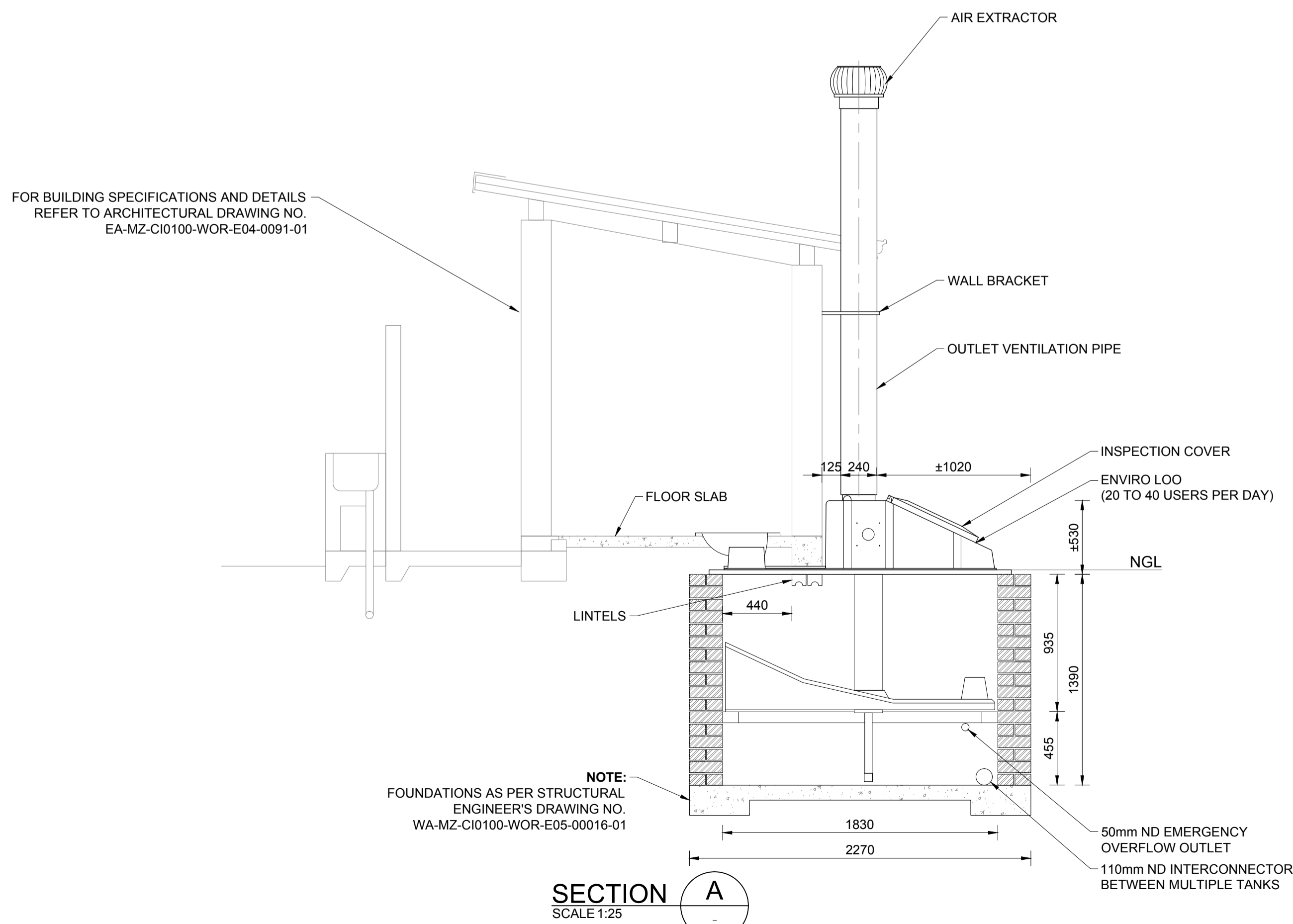
ANADARKO DRAWING NUMBER EZ-MZ-CI0100-WOR-E05-00195-02



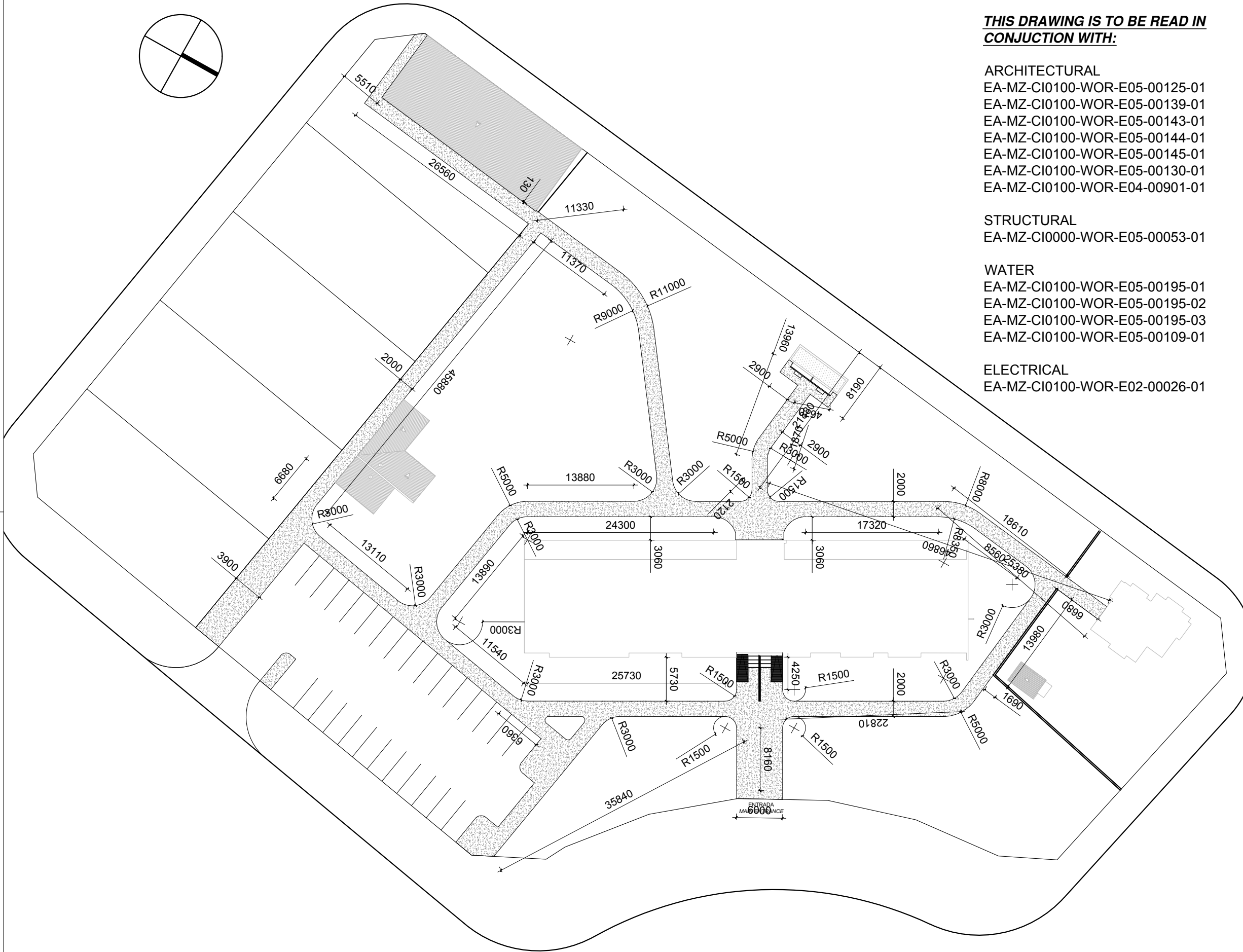
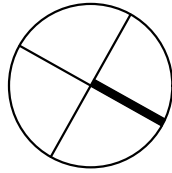
**TYPICAL FLOOR PLAN: ENVIRO LOO (SCHEMATIC)**  
SCALE 1:25

| ANADARKO DRAWING NO.          | DRAWING DESCRIPTION   |
|-------------------------------|---|
| EA-MZ-CI0100-WOR-E05-00195-01 | COMMUNITY FACILITIES : CLINIC: WATER AND SANITATION LAYOUT SHEET 1 of 3         |
| EA-MZ-CI0100-WOR-E05-00195-03 | COMMUNITY FACILITIES : CLINIC: DETAILS OF SEPTIC TANK INSTALLATION SHEET 3 of 3 |
| EA-MZ-CI0100-WOR-E05-00109-01 | COMMUNITY FACILITIES: CLINIC: INTERNAL RETICULATIONS                            |

**REFERENCES**



**SECTION A**  
SCALE 1:25



Total Área for sidewalk pavement : approx. 1097 m<sup>2</sup>

**ESTE DESENHO É PARA SER LIDO EM CONJUNTO COM:**

**THIS DRAWING IS TO BE READ IN CONJUNCTION WITH:**

**ARCHITECTURAL**  
 EA-MZ-CI0100-WOR-E05-00125-01  
 EA-MZ-CI0100-WOR-E05-00139-01  
 EA-MZ-CI0100-WOR-E05-00143-01  
 EA-MZ-CI0100-WOR-E05-00144-01  
 EA-MZ-CI0100-WOR-E05-00145-01  
 EA-MZ-CI0100-WOR-E05-00130-01  
 EA-MZ-CI0100-WOR-E04-00901-01

**STRUCTURAL**  
 EA-MZ-CI0000-WOR-E05-00053-01

**WATER**  
 EA-MZ-CI0100-WOR-E05-00195-01  
 EA-MZ-CI0100-WOR-E05-00195-02  
 EA-MZ-CI0100-WOR-E05-00195-03  
 EA-MZ-CI0100-WOR-E05-00109-01

**ELECTRICAL**  
 EA-MZ-CI0100-WOR-E02-00026-01

*M. de O. Silva*

**ISSUED FOR CONSTRUCTION**

WorleyParsons RSA retains the copyright in all intellectual property, including designs and/or documents prepared in terms of this appointment for the project covered by the appointment. The client may use the designs and/or documents for the sole purpose of their intended use on this project only subject to payment for the design having been received. Use for any other purpose, whether or not the design and/or documents have been paid for constitutes an infringement of copyright, and all rights are reserved.

All dimensions must be verified on site before the works commence. Refer any discrepancies to the Engineer.

Copyright reserved

**REVISIONS**

| NO. | DATE     | CHK | DONE BY | DESCRIPTION              |
|-----|----------|-----|---------|--------------------------|
| A   | 08/09/15 | MM  | CP      | ISSUED INTERNAL REVIEW   |
| B   | 08/09/15 | MM  | CP      | ISSUED FOR DETAIL DESIGN |
| C   | 08/09/15 | MM  | CP      | ISSUED FOR SQUAD CHECK   |
| D   | 15/10/15 | MM  | CP      | ISSUED FOR CLIENT REVIEW |
| E   | 16/11/15 | MM  | CP      | ISSUED CLIENT APPROVAL   |
| 0   | 25/11/15 | MM  | CP      | ISSUED FOR CONSTRUCTION  |



39 MELROSE BOULEVARD, MELROSE ARCH, JOHANNESBURG  
 P.O. Box 61232, MARSHALLTOWN, 2107  
 TEL: +27 (0)11 218 3000  
 FAX: +27(0)11 218 3100  
 www.worleyparsons.com  
 WorleyParsons RSA (Pty) Ltd.



CLIENT



PROJECT  
 AMA 1  
 RESETTLEMENT  
 VILLAGE

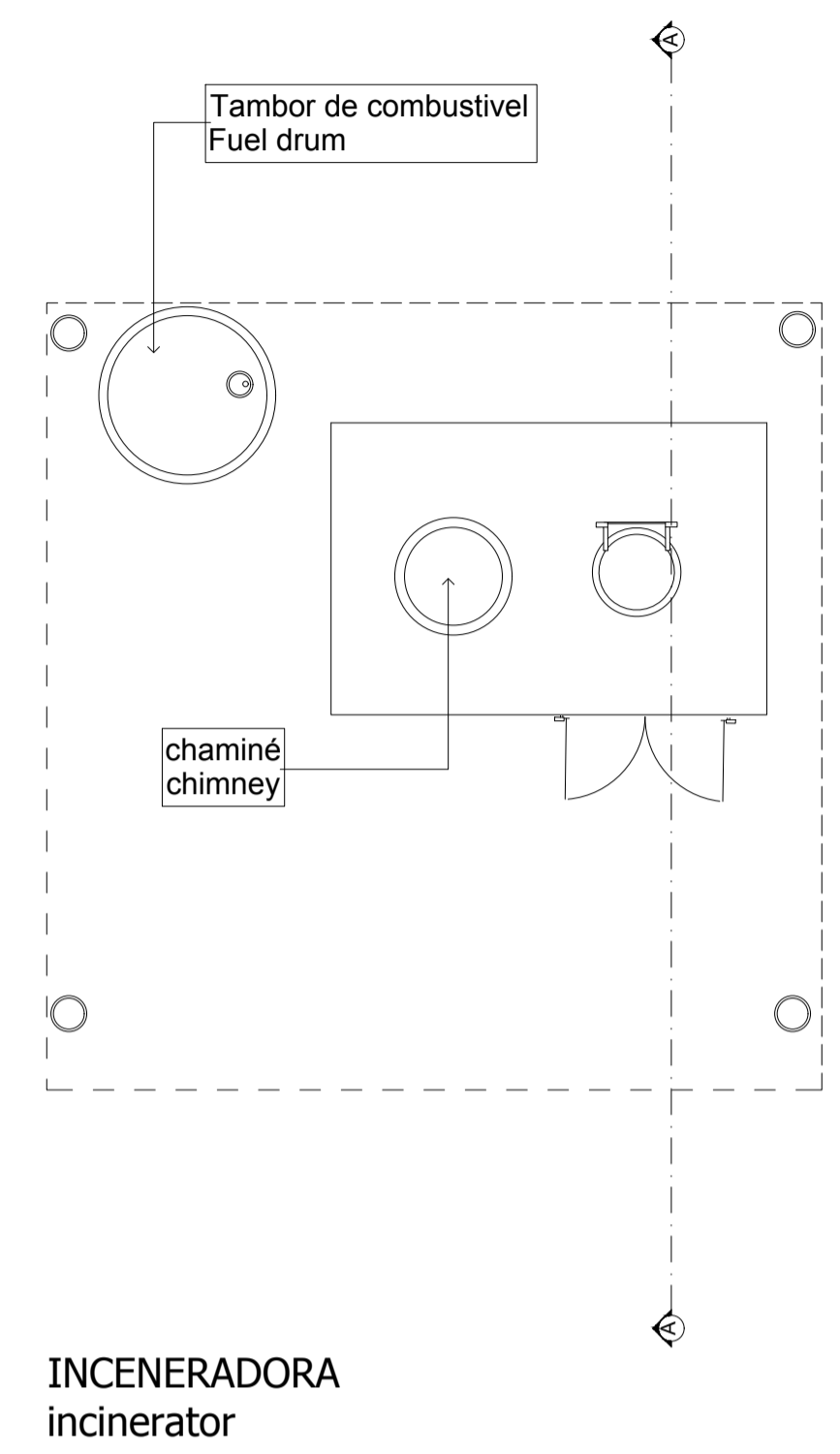
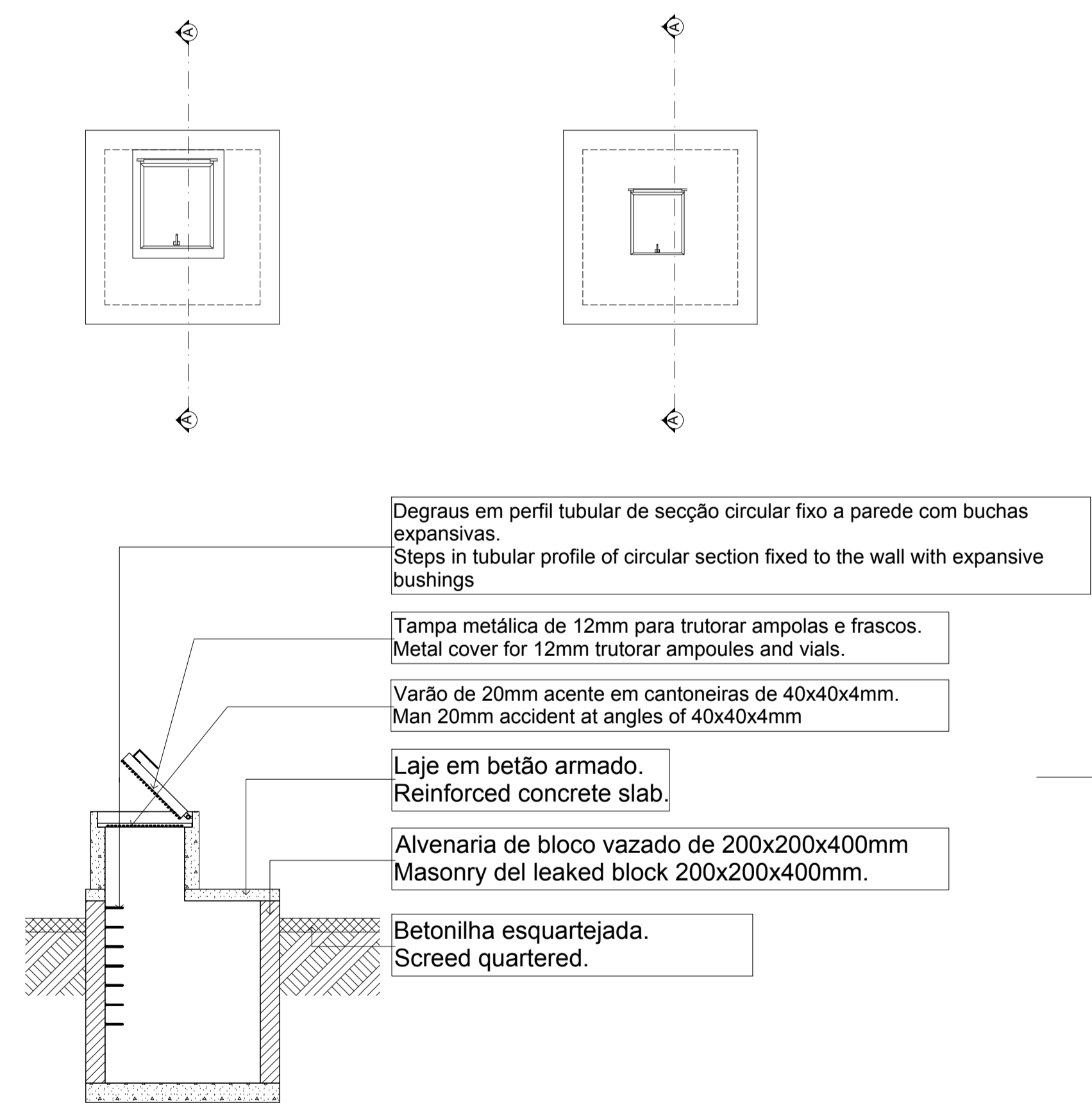
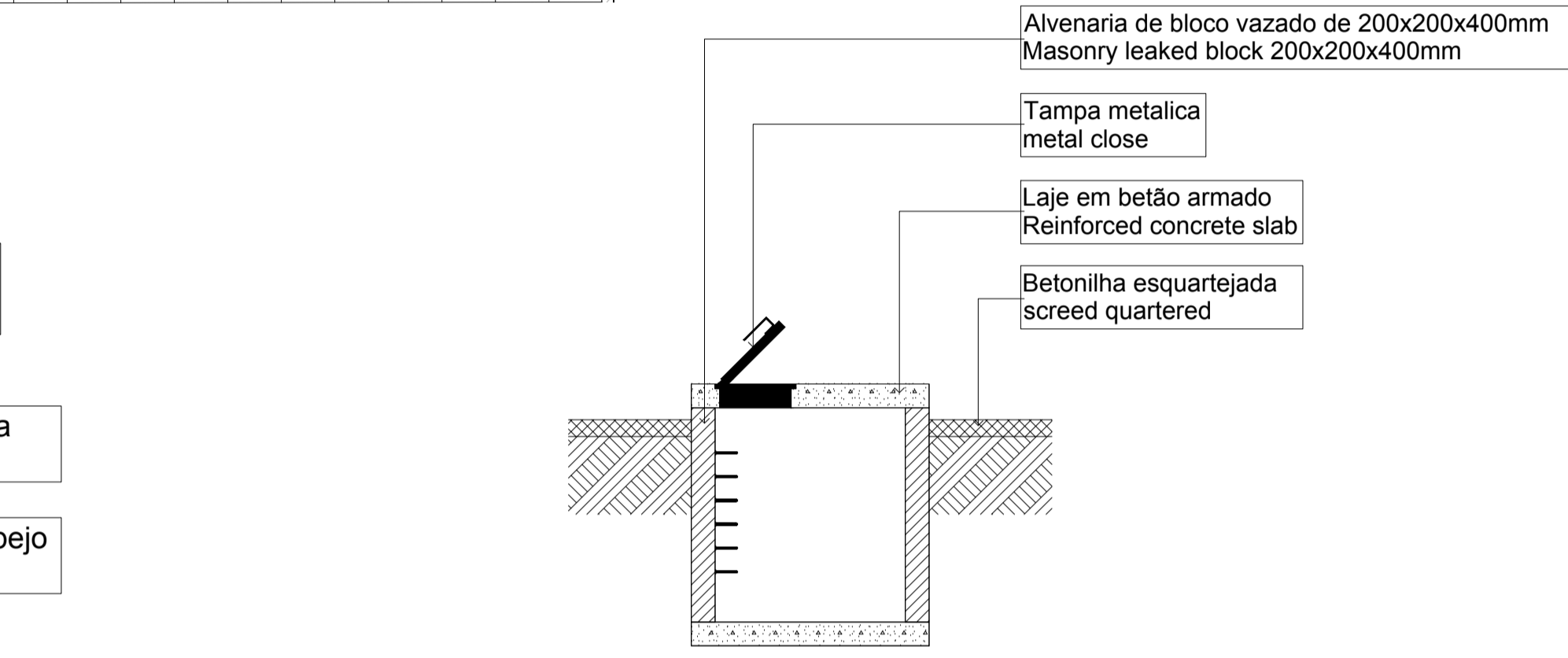
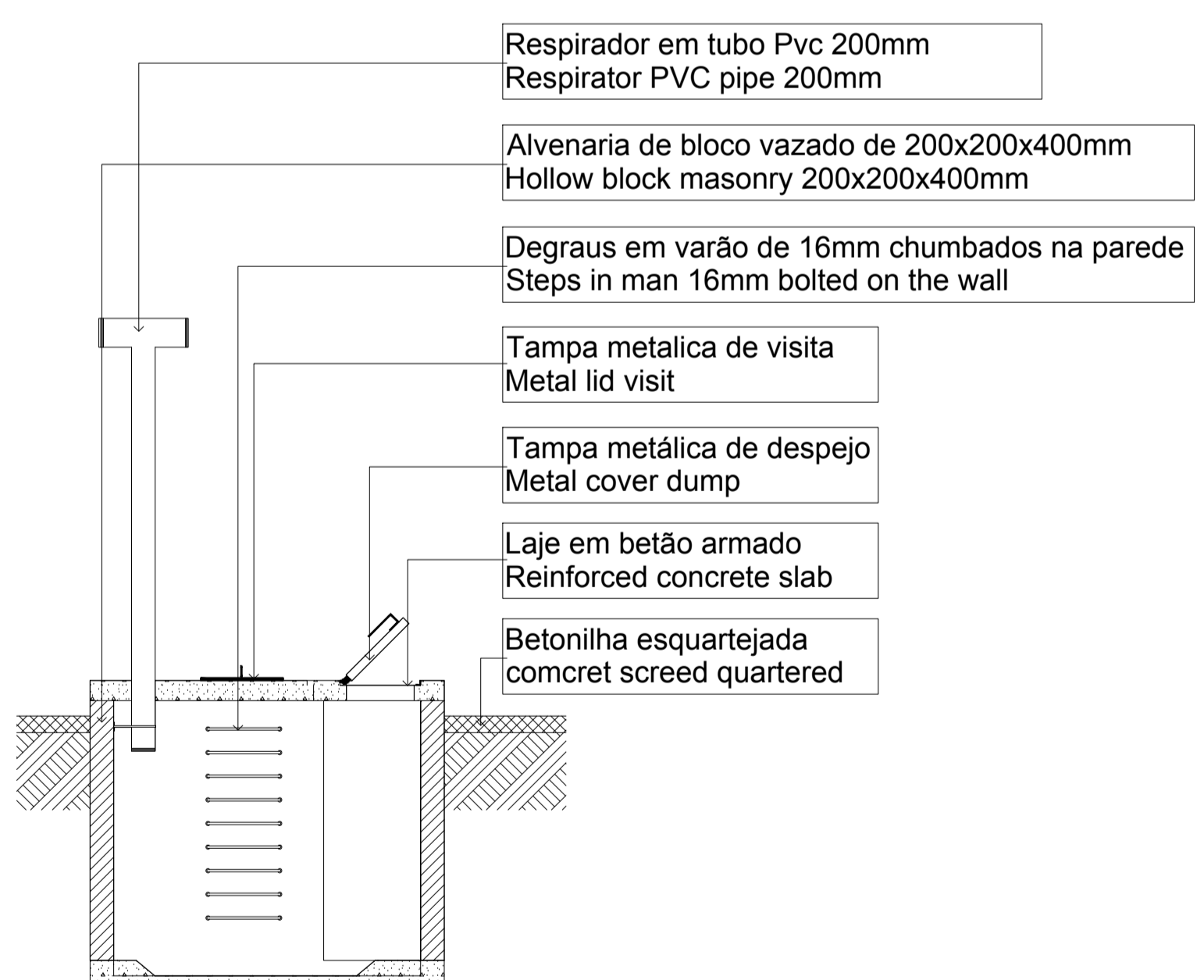
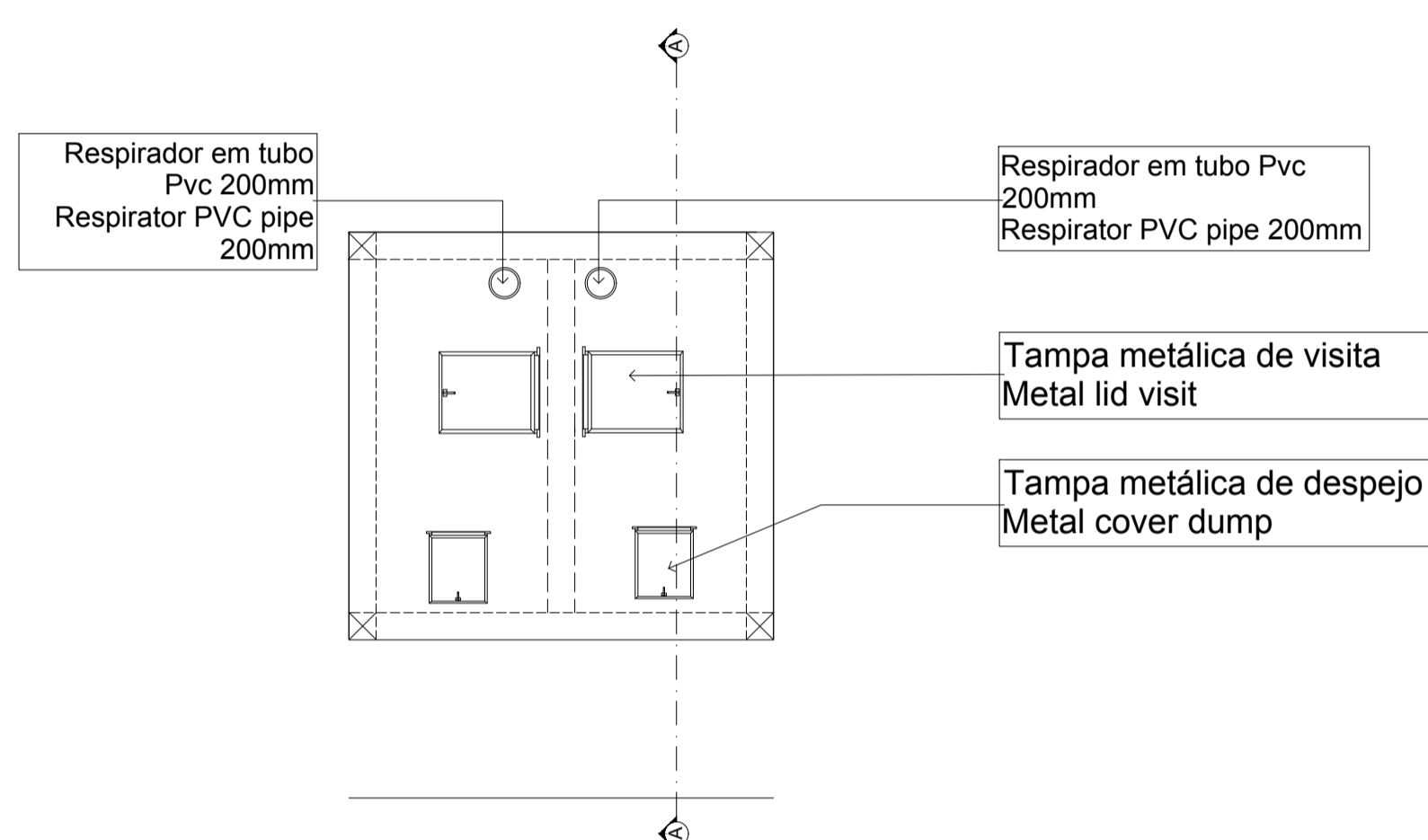
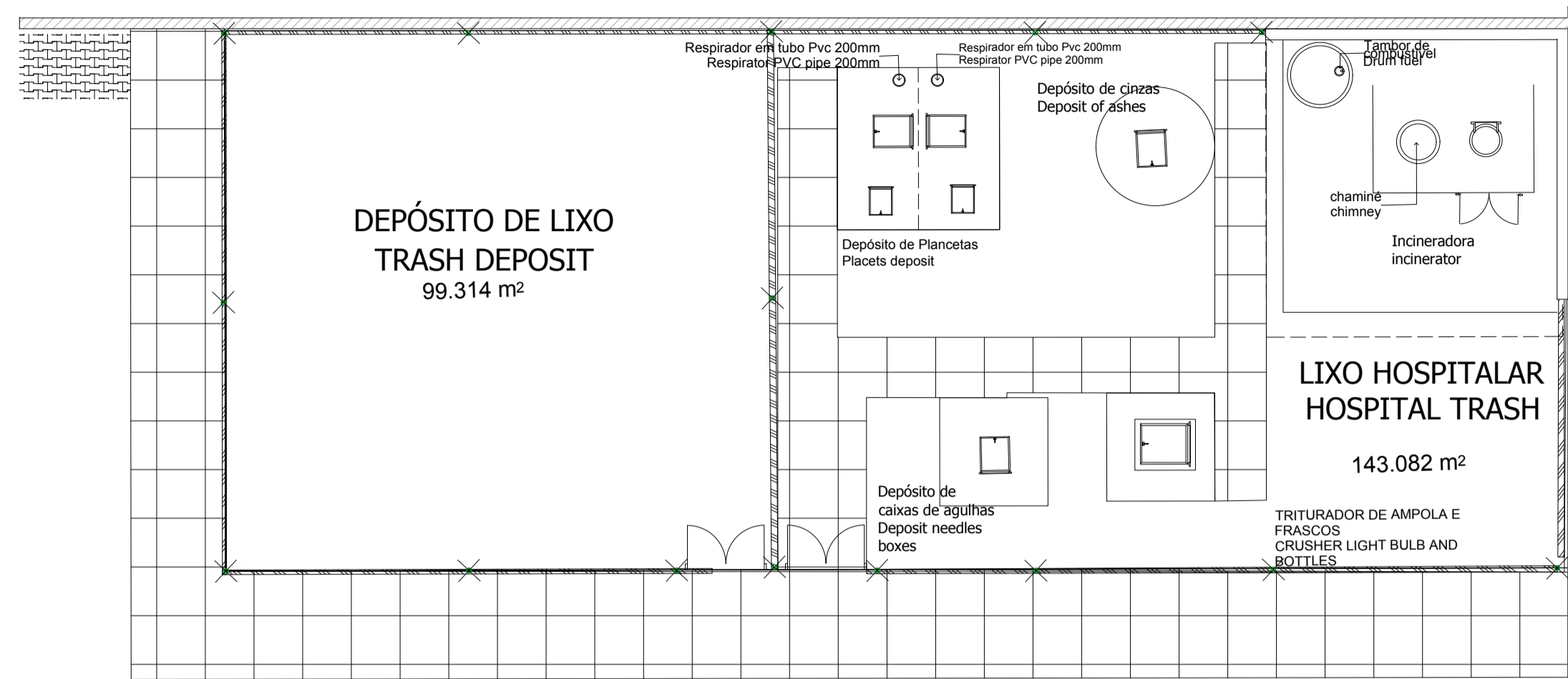
DRAWING DESCRIPTION  
 CENTRO DE SAÚDE - PLANTA DO PASSEIO

HEALTH CLINIC - SIDEWALK LAYOUT

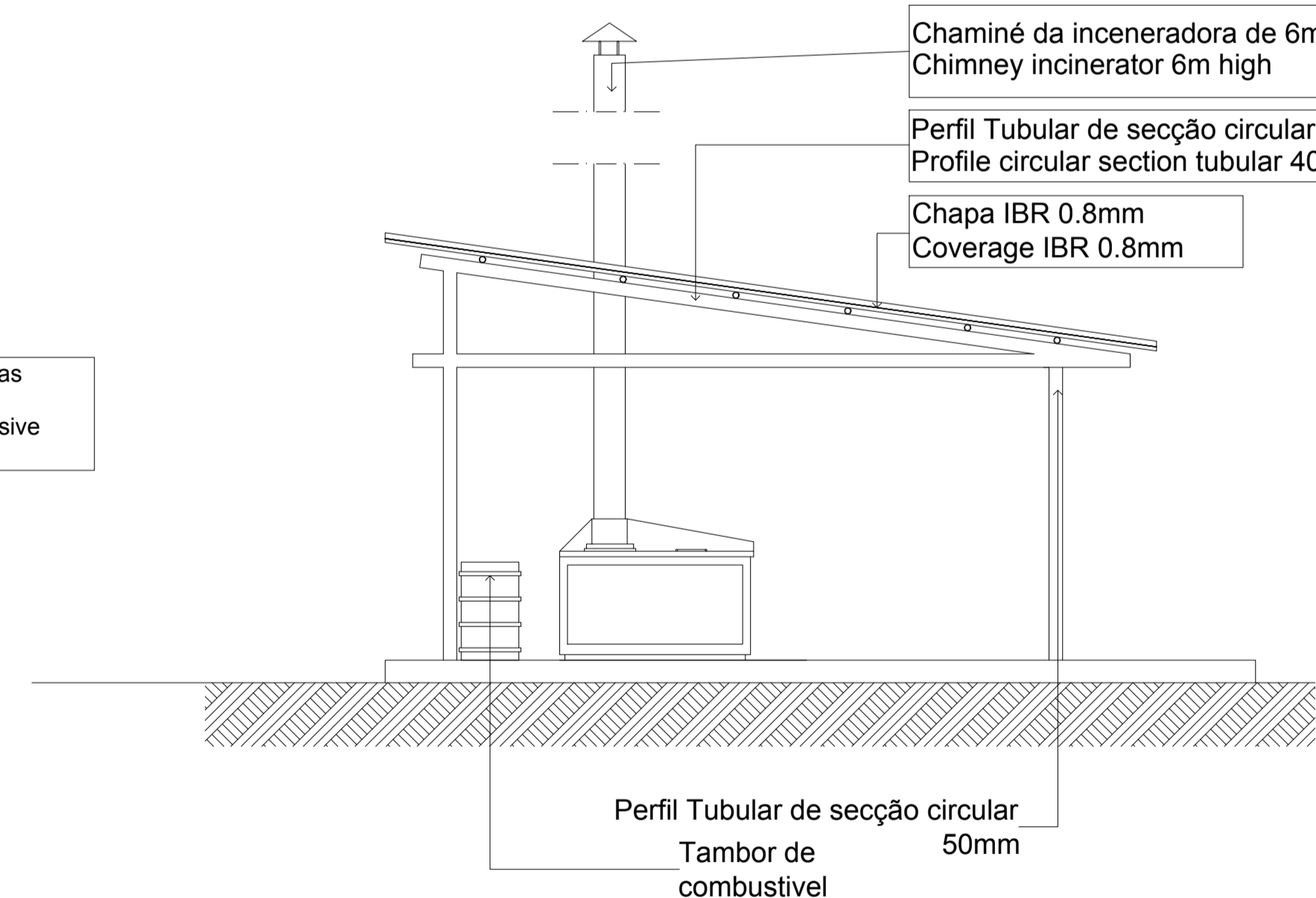
|                    |                  |
|--------------------|------------------|
| SCALE<br>A3@ 1:500 | DATE<br>NOV 2015 |
|--------------------|------------------|

|  |             |
|--|-------------|
| DRAWING NUMBER:<br>C00290-00-AR-DLP-0044-001 | REV Nº<br>0 |
|--|-------------|

ANADARKO DRAWING NUMBER:  
EA-MZ-CI0100-WOR-E05-00145-01



INCENERADORA incinerator



CORTE-INCENERADORA Section incinerators

ESTE DESENHO É PARA SER LIDO EM CONJUNTO COM:


THIS DRAWING IS TO BE READ IN CONJUNCTION WITH:

ARCHITECTURAL  
EA-MZ-CI0100-WOR-E04-00031-01

STRUCTURAL  
EA-MZ-CI0100-WOR-E05-00072-01  
EA-MZ-CI0100-WOR-E05-00073-01  
EA-MZ-CI0100-WOR-E05-00074-01  
EA-MZ-CI0100-WOR-E05-00075-01

WATER  
EA-MZ-CI0100-WOR-E05-00109-01  
EA-MZ-CI0100-WOR-E05-00195-01  
EA-MZ-CI0100-WOR-E05-00195-02  
EA-MZ-CI0100-WOR-E05-00195-03

ELECTRICAL  
EA-MZ-CI0100-WOR-E02-00026-01



NOTES

THE FOLLOWING PROCESS MUST BE FOLLOWED WHEN CONSTRUCTING THE FOUNDATIONS, AS PER THE GEOTECHNICAL REPORT(SEE GENERAL NOTES DRAWING FOR MORE INFORMATION):

- a) EXCAVATE DOWN TO A MINIMUM DEPTH OF 1.25m.
- b) COMPACT THE BASE OF THE EXCAVATION TO 95% MDD (MAXIMUM DRY DENSITY) USING HEAVY PLATE-TYPE COMPACTORS. ALL SOFT CLAY RICH MATERIALS ENCOUNTERED AT THE BASE OF THE EXCAVATION ARE TO BE REMOVED AND REPLACED WITH COHESIONLESS MATERIAL, ORIGINALLY EXCAVATED OUT, LESS THE CLAY RICH COMPONENT, AND COMPACTED TO 95% MDD.
- c) BACKFILL EXCAVATION WITH A MINIMUM OF 500mm OF THE MATERIAL, ORIGINALLY EXCAVATED, LESS THE CLAY RICH COMPONENT. THIS MATERIAL SHOULD BE PLACED IN LAYERS NOT EXCEEDING 150mm LOOSE THICKNESS AND COMPACTED TO 95% MDD TO FORM A BEARING PAD TO CONSTRUCT THE CONCRETE FOUNDATIONS ON.
- d) THE BEARING PAD SHOULD EXTEND TO AT LEAST 50% OF THE WIDTH OF THE CONCRETE FOUNDATION ON EITHER SIDE.
- e) CONCRETE FOUNDATIONS MAY THEN BE CONSTRUCTED ON THE BACKFILL.

ISSUED FOR CONSTRUCTION

WorleyParsons RSA retains the copyright in all intellectual property, including designs and/or documents prepared in terms of this appointment for the project covered by the appointment. The client may use the designs and/or documents for the sole purpose of their intended use on this project only subject to payment for the design having been received. Use for any other purpose, whether or not the design and/or documents have been paid for constitutes an infringement of copyright, and all rights are reserved.

All dimensions must be verified on site before the works commence. Refer any discrepancies to the Engineer. Copyright reserved

| REVISIONS |          |         |         |                            |  |
|-----------|----------|---------|---------|----------------------------|--|
| NO.       | DATE     | CHECKED | DONE BY | DESCRIPTION                |  |
| A         | 05/11/15 | MM      | CP      | ISSUED FOR INTERNAL REVIEW |  |
| B         | 05/11/15 | MM      | CP      | ISSUED FOR DETAIL DESIGN   |  |
| C         | 05/11/15 | MM      | CP      | ISSUED FOR SQUAD CHECK     |  |
| D         | 05/11/15 | MM      | CP      | ISSUED FOR CLIENT REVIEW   |  |
| E         | 13/11/15 | MM      | CP      | ISSUED CLIENT APPROVAL     |  |
| O         | 25/11/15 | MM      | CP      | ISSUED FOR CONSTRUCTION    |  |

**WorleyParsons**  
resources & energy  
39 MELROSE BOULEVARD, MELROSE ARCH, JOHANNESBURG  
P.O. Box 61232, MARSHALLTOWN, 2107  
TEL: +27 (0)11 218 3000  
FAX: +27(0)11 218 3100  
www.worleyparsons.com  
WorleyParsons RSA (Pty) Ltd.

ARCUS CONSULTORES, Lda.  
Arquitetura | Planeamento Físico  
Urbanismo | Engenharia Multidisciplinar  
Av. 25 de Setembro, Nº1676, 1º andar Frontal  
Tel: +351 218 21 311 | 218 218 218 | Rua da República  
E-mail: arcusconsultores@rcbo.pt

**MESCH**  
arquitectos

| NAME                        | SIGNATURE | DATE |
|-----------------------------|-----------|------|
| ARCUS /MIN HEALTH           |           |      |
| DESIGNER: ARCUS /MIN HEALTH |           |      |
| PR ENG: L PADAYACHEE        |           |      |
| PROJECT ENG MANAGER:        |           |      |
| LOCAL PR ENG:               |           |      |
| CLIENT:                     |           |      |

**MOZAMBIQUE**  
GAS DEVELOPMENT PROJECT


**Anadarko**  
Moçambique Área 1, Lda

PROJECT  
AMA 1  
RESETTLEMENT  
VILLAGE

DRAWING DESCRIPTION  
HEALTH CLINIC -  
HOSPITAL WASTE  
GENERAL LAYOUT  
CENTRO DE SAUDE - LIXO  
HOSPITALAR

|   |                       |
|---|-----------------------|
| SCALE<br>AS SHOWN<br>ORIGINAL DWG SIZE A1                 | DATE<br>NOVEMBER 2015 |
| DRAWING NUMBER<br>C00290-00-AR-DAL-0043-001               | REV NO<br>0           |
| ANADARKO DRAWING NUMBER<br>EAZ-MZ-CI0100-WOR-E05-00144-01 |                       |





**NOTES**

- a) EXCAVATE DOWN TO A MINIMUM DEPTH OF 1.25m.
- b) COMPACT THE BASE OF THE EXCAVATION TO 95% MDD (MAXIMUM DRY DENSITY) USING HEAVY PLATE-TYPE COMPACTORS. ALL SOFT CLAY RICH MATERIALS ENCOUNTERED AT THE BASE OF THE EXCAVATION ARE TO BE REMOVED AND REPLACED WITH COHESIONLESS MATERIAL ORIGINALLY EXCAVATED OUT, LESS THE CLAY RICH COMPONENT, AND COMPACTED TO 95% MDD.
- c) BACKFILL EXCAVATION WITH A MINIMUM OF 500mm OF THE MATERIAL ORIGINALLY EXCAVATED, LESS THE CLAY RICH COMPONENT. THIS MATERIAL SHOULD BE PLACED IN LAYERS NOT EXCEEDING 150mm LOOSE THICKNESS AND COMPACTED TO 95% MDD TO FORM A BEARING PAD TO CONSTRUCT THE CONCRETE FOUNDATIONS ON.
- d) THE BEARING PAD SHOULD EXTEND TO AT LEAST 50% OF THE WIDTH OF THE CONCRETE FOUNDATION ON EITHER SIDE.
- e) CONCRETE FOUNDATIONS MAY THEN BE CONSTRUCTED ON THE BACKFILL.

**ISSUED FOR CONSTRUCTION**

WorleyParsons RSA retains the copyright in all intellectual property, including designs and/or documents prepared in terms of this appointment for the project covered by the appointment. The client may use the designs and/or documents for the sole purpose of their intended use on this project only subject to payment for the design having been received. Use for any other purpose, whether or not the design and/or documents have been paid for constitutes an infringement of copyright, and all rights are reserved. All dimensions must be verified on site before the works commence. Refer any discrepancies to the Engineer. Copyright reserved

**REVISIONS**

| NO. | DATE     | CHECKED BY | DONE BY | DESCRIPTION                |
|-----|----------|------------|---------|----------------------------|
| A   | 05/11/15 | MM         | CP      | ISSUED FOR INTERNAL REVIEW |
| B   | 05/11/15 | MM         | CP      | ISSUED FOR DETAIL DESIGN   |
| C   | 05/11/15 | MM         | CP      | ISSUED FOR SQUAD CHECK     |
| D   | 05/11/15 | MM         | CP      | ISSUED FOR CLIENT REVIEW   |
| E   | 13/11/15 | MM         | CP      | ISSUED CLIENT APPROVAL     |
| O   | 25/11/15 | MM         | CP      | ISSUED FOR CONSTRUCTION    |

**WorleyParsons**  
resources & energy  
39 MELROSE BOULEVARD, MELROSE ARCH, JOHANNESBURG  
P.O. Box 61232, MARSHALLTOWN, 2107  
TEL: +27 (0)11 218 3000  
FAX: +27(0)11 218 3100  
www.worleyparsons.com  
WorleyParsons RSA (Pty) Ltd.

ARCUS CONSULTORES, Lda.  
Arquitetura • Planeamento Físico  
Urbanismo • Engenharia Multidisciplinar  
Av. 25 de Setembro, Nº1675 1º andar Frontal  
Tel: +(258) 21 311 724 Maputo Moçambique  
E-mail: arcusconsultores@arcus.co.mz

**MESCH** arquitetos

| NAME                              | SIGNATURE | DATE |
|-----------------------------------|-----------|------|
| DRAWN BY: ARCUS /MIN-HEALTH       |           |      |
| CHECKED: MESCH                    |           |      |
| DESIGNER: ARCUS /MIN-HEALTH       |           |      |
| PR ENG:                           |           |      |
| PROJECT ENG MANAGER: L PADAYACHEE |           |      |
| LOCAL PR ENG:                     |           |      |
| CLIENT:                           |           |      |

**MOZAMBIQUE**  
GAS DEVELOPMENT PROJECT

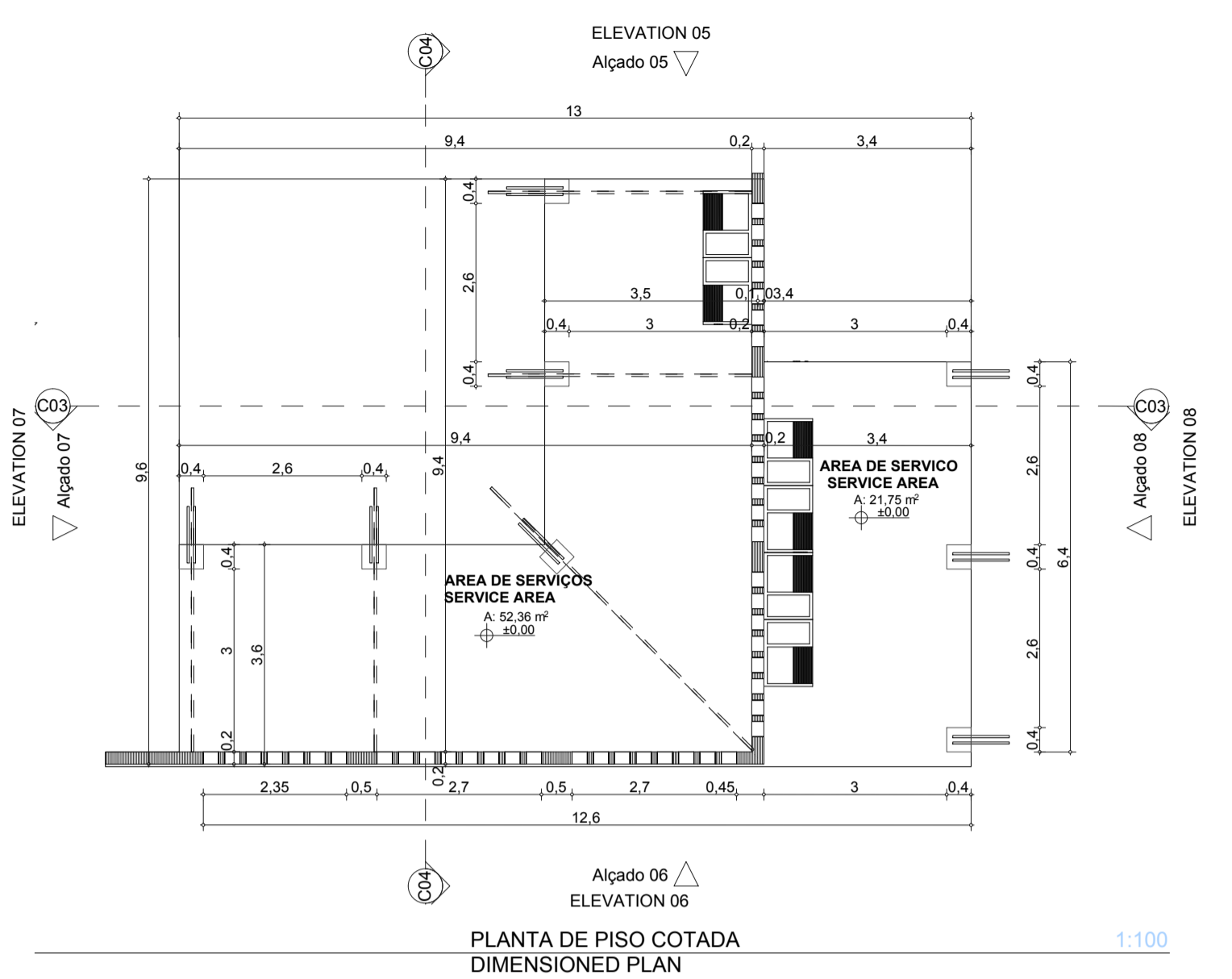
**Anadarko**  
Moçambique Área 1, Lda

**PROJECT**  
**AMA 1**  
**RESETTLEMENT VILLAGE**

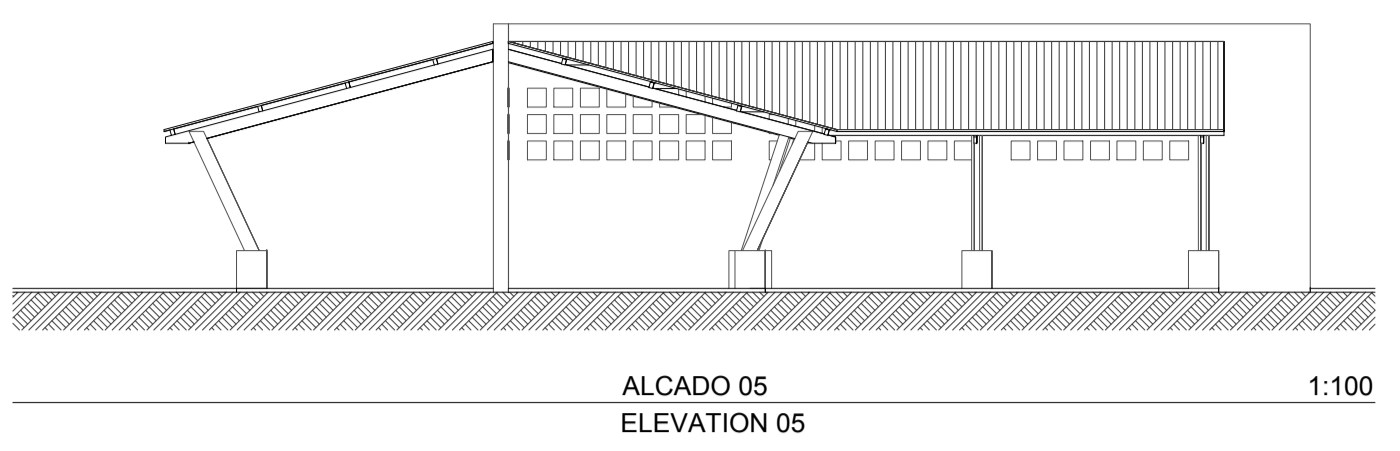
DRAWING DESCRIPTION  
**HEALTH CLINIC - SERVICE AREA**  
GENERAL LAYOUT

ÁREA DE SERVIÇO  
LAYOUT GERAL

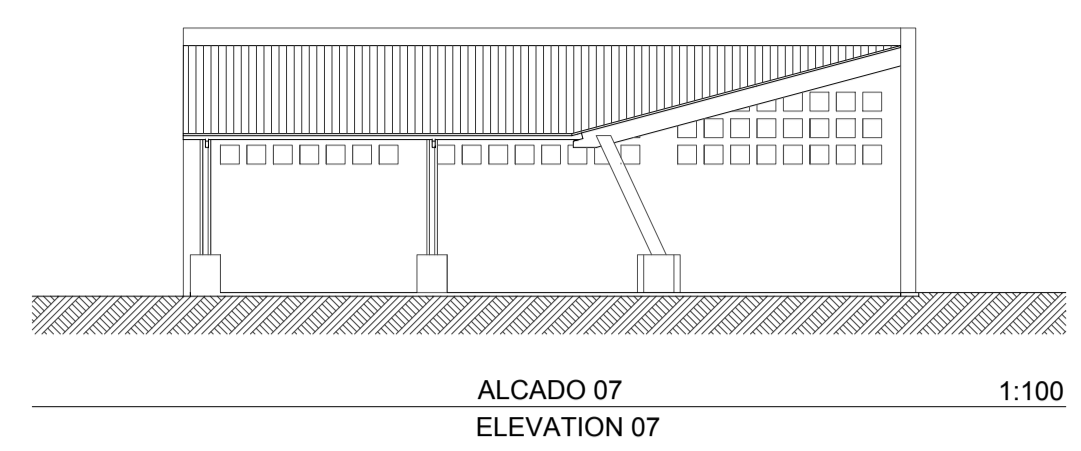
| SCALE                         | DATE          |
|-------------------------------|---------------|
| AS SHOWN                      | NOVEMBER 2015 |
| DRAWING NUMBER                | REV NO        |
| C00290-00-AR-DAL-0042-001     | 0             |
| ANADARKO DRAWING NUMBER       |               |
| EA-MZ-CI0100-WOR-E05-00143-01 |               |



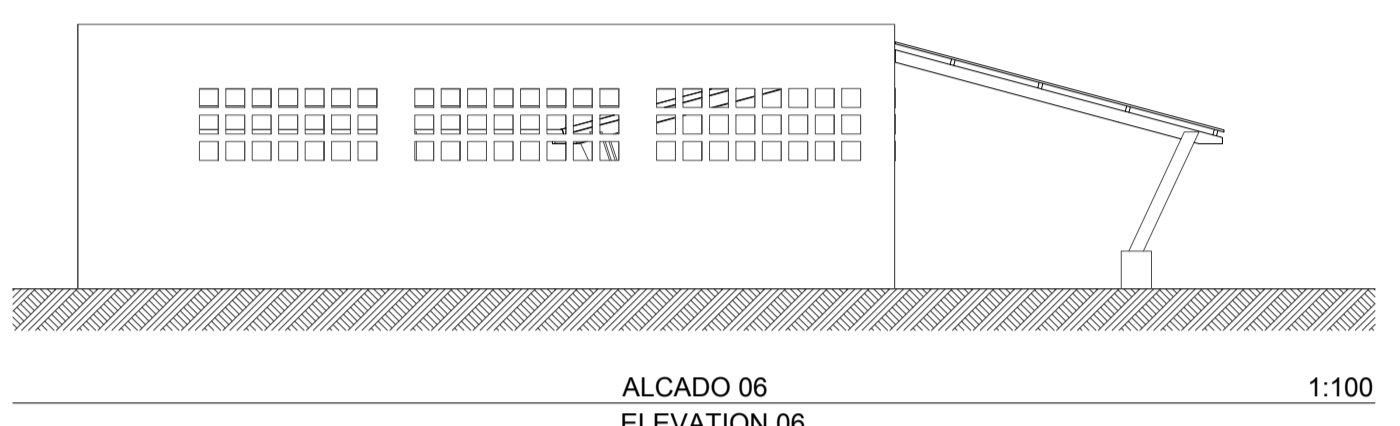
PLANTA DE PISO COTADA DIMENSIONED PLAN 1:100



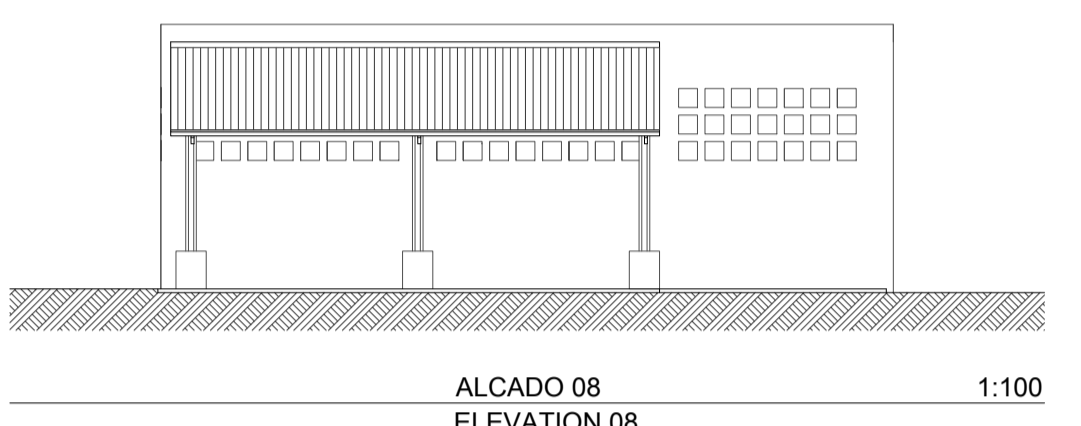
ALCADO 05 ELEVATION 05 1:100



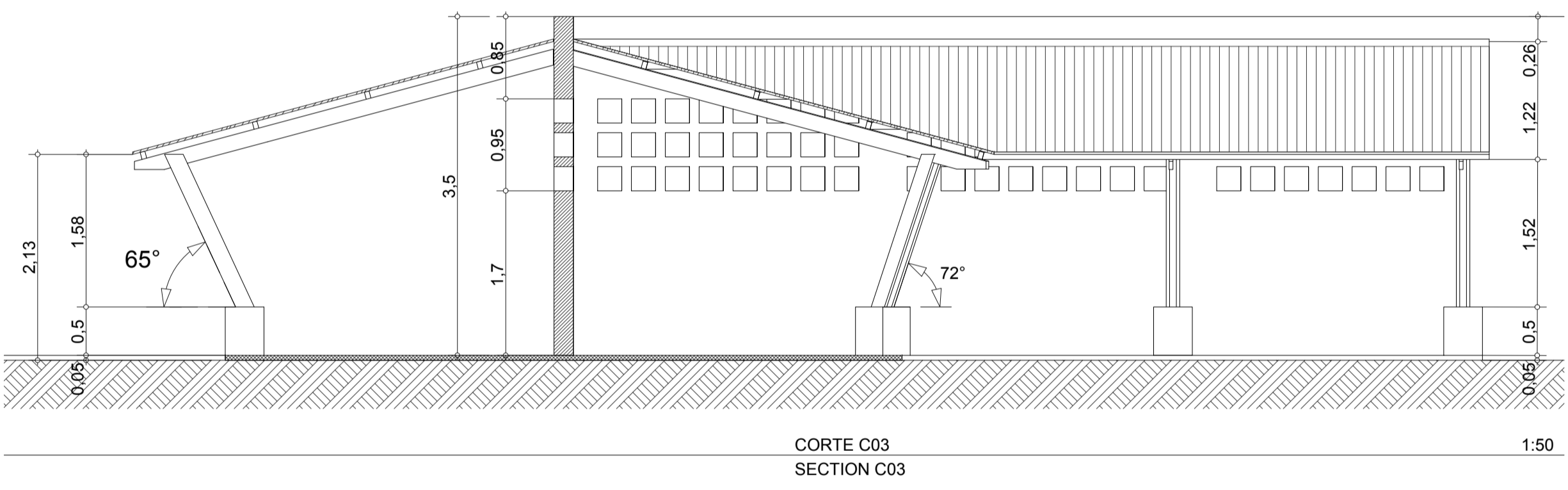
ALCADO 07 ELEVATION 07 1:100



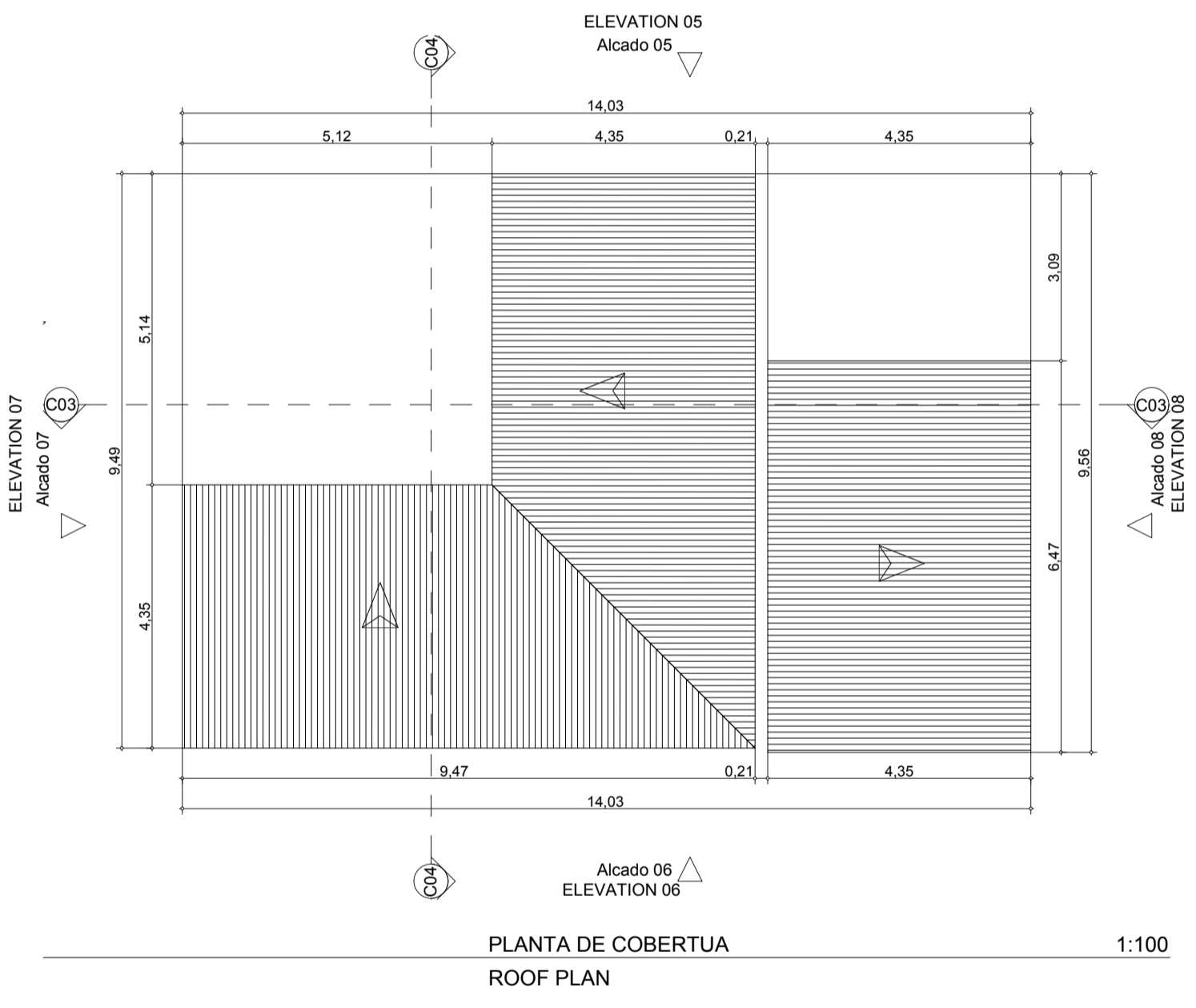
ALCADO 06 ELEVATION 06 1:100



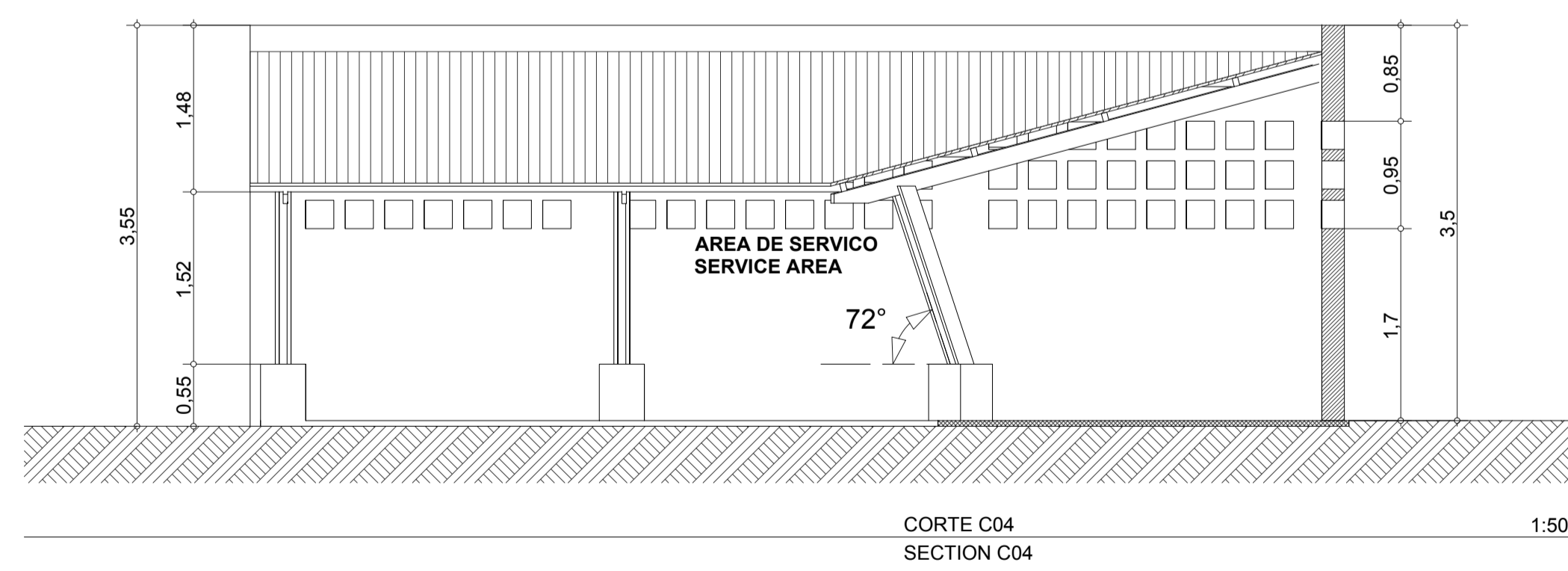
ALCADO 08 ELEVATION 08 1:100



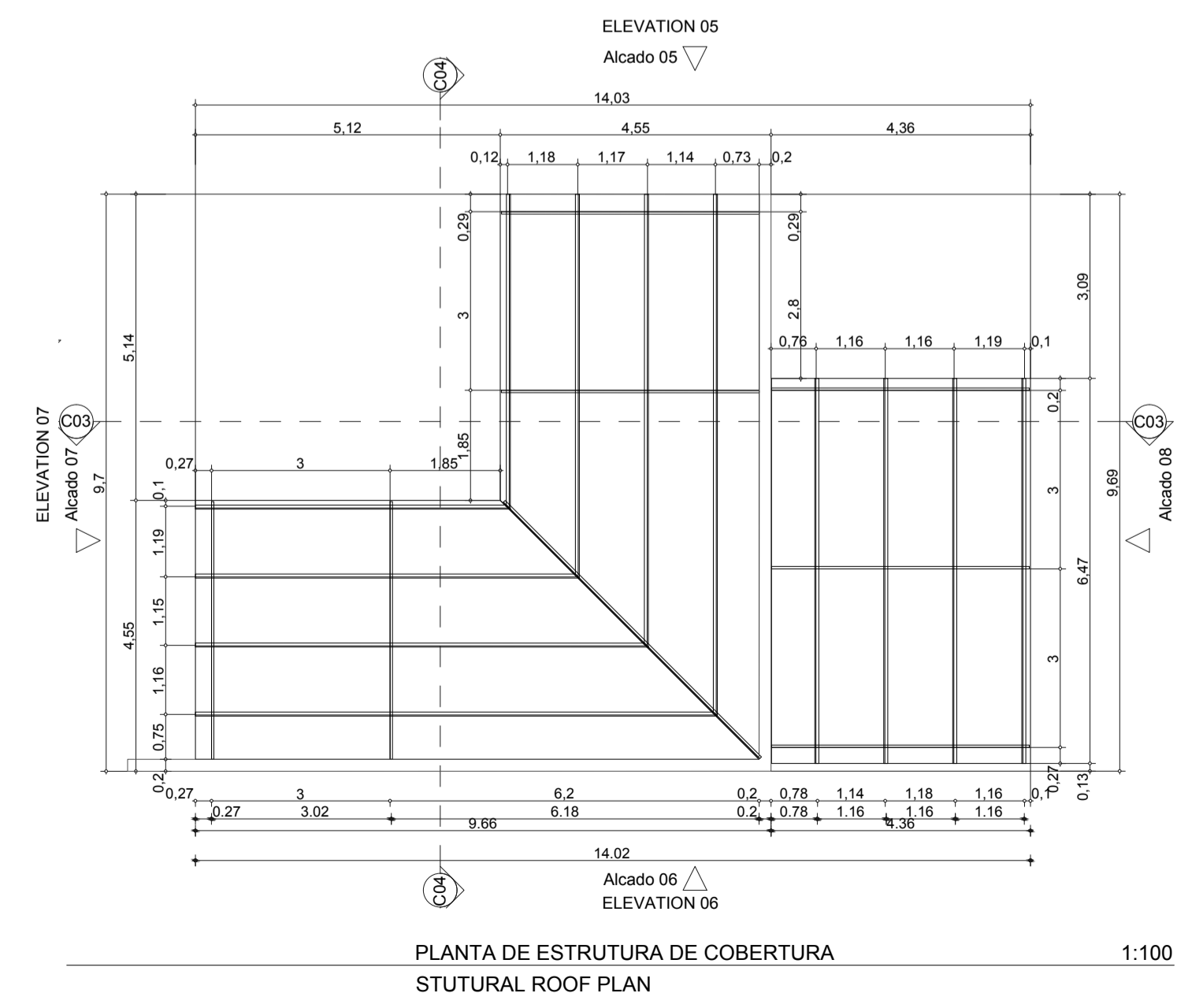
CORTE C03 SECTION C03 1:50



PLANTA DE COBERTUA ROOF PLAN 1:100



CORTE C04 SECTION C04 1:50



PLANTA DE ESTRUTURA DE COBERTURA STUTURAL ROOF PLAN 1:100

**ESTE DESENHO É PARA SER LIDO EM CONJUNTO COM:**  
**THIS DRAWING IS TO BE READ IN CONJUNCTION WITH:**  
ARCHITECTURAL  
EA-MZ-CI0100-WOR-E04-00031-01  
STRUCTURAL  
EA-MZ-CI0100-WOR-E05-00070-01  
EA-MZ-CI0100-WOR-E05-00071-01  
WATER  
EA-MZ-CI0100-WOR-E05-00109-01  
EA-MZ-CI0100-WOR-E05-00195-01  
EA-MZ-CI0100-WOR-E05-00195-02  
EA-MZ-CI0100-WOR-E05-00195-03  
ELECTRICAL  
EA-MZ-CI0100-WOR-E02-00026-01

ESTE DESENHO É PARA SER LIDO EM CONJUNTO COM:

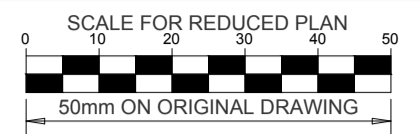
THIS DRAWING IS TO BE READ IN CONJUNCTION WITH:

ARCHITECTURAL  
EA-MZ-CI0100-WOR-E04-00031-01  
EA-MZ-CI0100-WOR-E05-00139-01  
EA-MZ-CI0100-WOR-E05-00140-01  
EA-MZ-CI0100-WOR-E05-00141-01  
EA-MZ-CI0100-WOR-E05-00142-01

STRUCTURAL  
EA-MZ-CI0100-WOR-E05-00036-01  
EA-MZ-CI0100-WOR-E05-00037-01

WATER  
EA-MZ-CI0100-WOR-E05-00497-01  
EA-MZ-CI0100-WOR-E05-00497-02  
EA-MZ-CI0100-WOR-E05-00497-03  
EA-MZ-CI0100-WOR-E05-00118-01  
EA-MZ-CI0100-WOR-E05-00119-01

ELECTRICAL  
EA-MZ-CI0100-WOR-E02-00103-01



NOTES

THE FOLLOWING PROCESS MUST BE FOLLOWED WHEN CONSTRUCTING THE FOUNDATIONS, AS PER THE GEOTECHNICAL REPORT(SEE GENERAL NOTES DRAWING FOR MORE INFORMATION):

- a) EXCAVATE DOWN TO A MINIMUM DEPTH OF 1.25m.
- b) COMPACT THE BASE OF THE EXCAVATION TO 95% MDD (MAXIMUM DRY DENSITY) USING HEAVY PLATE-TYPE COMPACTORS. ALL SOFT CLAY RICH MATERIALS ENCOUNTERED AT THE BASE OF THE EXCAVATION ARE TO BE REMOVED AND REPLACED WITH COHESIONLESS MATERIAL, ORIGINALLY EXCAVATED OUT, LESS THE CLAY RICH COMPONENT, AND COMPACTED TO 95% MDD.
- c) BACKFILL EXCAVATION WITH A MINIMUM OF 500mm OF THE MATERIAL ORIGINALLY EXCAVATED, LESS THE CLAY RICH COMPONENT. THIS MATERIAL SHOULD BE PLACED IN LAYERS NOT EXCEEDING 150mm LOOSE THICKNESS AND COMPACTED TO 95% MDD TO FORM A BEARING PAD TO CONSTRUCT THE CONCRETE FOUNDATIONS ON.
- d) THE BEARING PAD SHOULD EXTEND TO AT LEAST 50% OF THE WIDTH OF THE CONCRETE FOUNDATION ON EITHER SIDE.
- e) CONCRETE FOUNDATIONS MAY THEN BE CONSTRUCTED ON THE BACKFILL.

ISSUED FOR CONSTRUCTION

WorleyParsons RSA retains the copyright in all intellectual property, including designs and/or documents prepared in terms of this appointment for the project covered by the appointment. The client may use the designs and/or documents for the sole purpose of their intended use on this project only subject to payment for the design having been received. Use for any other purpose, whether or not the design and/or documents have been paid for constitutes an infringement of copyright, and all rights are reserved.

All dimensions must be verified on site before the works commence. Refer any discrepancies to the Engineer. Copyright reserved

REVISIONS

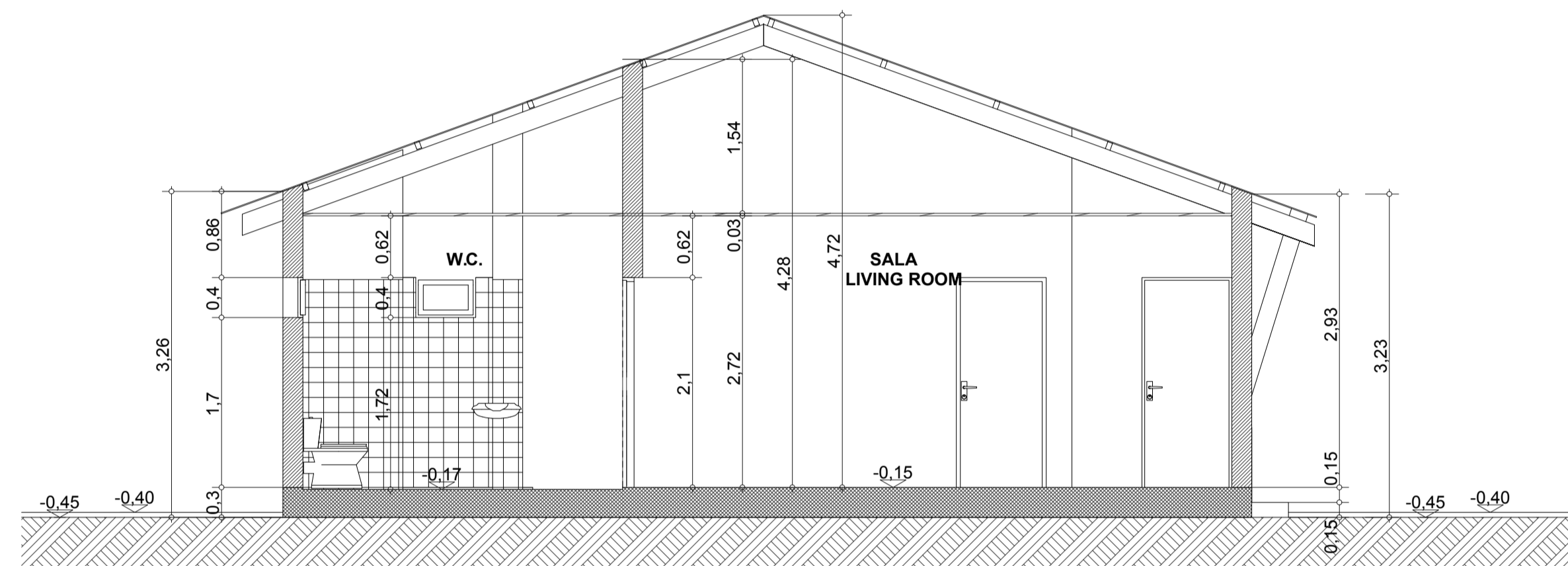
| NO. | DATE     | CHECKED | DONE BY | DESCRIPTION                |
|-----|----------|---------|---------|----------------------------|
| A   | 05/11/15 | MM      | CP      | ISSUED FOR INTERNAL REVIEW |
| B   | 05/11/15 | MM      | CP      | ISSUED FOR DETAIL DESIGN   |
| C   | 05/11/15 | MM      | CP      | ISSUED FOR SQUAD CHECK     |
| D   | 05/11/15 | MM      | CP      | ISSUED FOR CLIENT REVIEW   |
| E   | 13/11/15 | MM      | CP      | ISSUED CLIENT APPROVAL     |
| 0   | 25/11/15 | MM      | CP      | ISSUED FOR CONSTRUCTION    |

|                      | NAME              | SIGNATURE | DATE |
|----------------------|-------------------|-----------|------|
| DRAWN BY:            | ARCUS /MIN.HEALTH |           |      |
| CHECKED:             | MESCH             |           |      |
| DESIGNER:            | ARCUS /MIN.HEALTH |           |      |
| PR ENG:              |                   |           |      |
| PROJECT ENG MANAGER: | L PADAYACHEE      |           |      |
| LOCAL PR ENG:        |                   |           |      |
| CLIENT:              |                   |           |      |

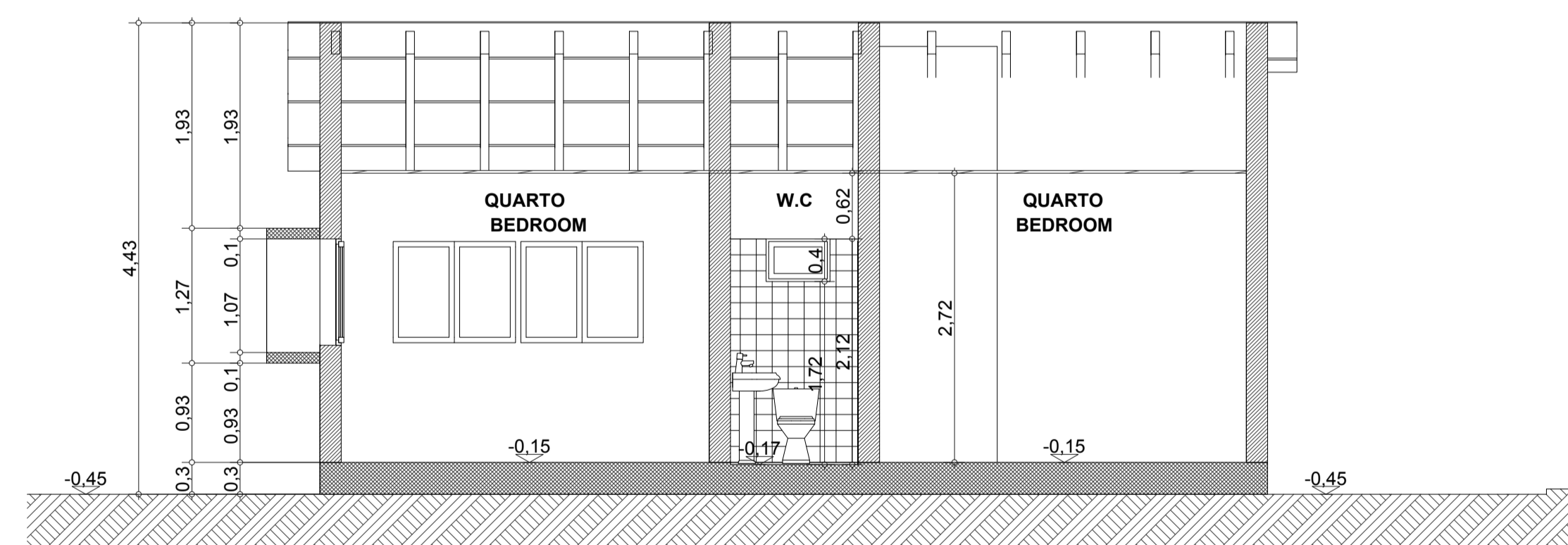
PROJECT  
AMA 1  
RESETTLEMENT  
VILLAGE

DRAWING DESCRIPTION  
HEALTH CLINIC - PREGNANT MOTHER HOUSE SECTIONS  
CENTRO DE SAUDE - CASA MÃE  
ESPERA  
CORTES

| SCALE                            | DATE          |
|----------------------------------|---------------|
| AS SHOWN<br>ORIGINAL DWG SIZE A1 | NOVEMBER 2015 |
| DRAWING NUMBER                   | REV NO        |
| C00290-00-AR-SCH-0011            | 0             |
| ANADARKO DRAWING NUMBER          |               |
| EA-MZ-CI0100-WOR-E05-00142-01    |               |



C01 1:50



C02 1:50

ESTE DESENHO É PARA SER LIDO EM CONJUNTO COM:

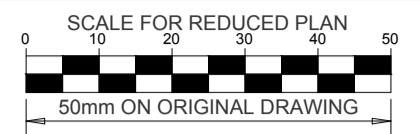
THIS DRAWING IS TO BE READ IN CONJUNCTION WITH:

ARCHITECTURAL  
EA-MZ-CI0100-WOR-E04-00031-01  
EA-MZ-CI0100-WOR-E05-00139-01  
EA-MZ-CI0100-WOR-E05-00140-01  
EA-MZ-CI0100-WOR-E05-00141-01  
EA-MZ-CI0100-WOR-E05-00142-01

STRUCTURAL  
EA-MZ-CI0100-WOR-E05-00036-01  
EA-MZ-CI0100-WOR-E05-00037-01

WATER  
EA-MZ-CI0100-WOR-E05-00497-01  
EA-MZ-CI0100-WOR-E05-00497-02  
EA-MZ-CI0100-WOR-E05-00497-03  
EA-MZ-CI0100-WOR-E05-00118-01  
EA-MZ-CI0100-WOR-E05-00119-01

ELECTRICAL  
EA-MZ-CI0100-WOR-E02-00103-01



NOTES

THE FOLLOWING PROCESS MUST BE FOLLOWED WHEN CONSTRUCTING THE FOUNDATIONS, AS PER THE GEOTECHNICAL REPORT(SEE GENERAL NOTES DRAWING FOR MORE INFORMATION):

- a) EXCAVATE DOWN TO A MINIMUM DEPTH OF 1.25m.
- b) COMPACT THE BASE OF THE EXCAVATION TO 95% MDD (MAXIMUM DRY DENSITY) USING HEAVY PLATE-TYPE COMPACTORS. ALL SOFT CLAY RICH MATERIALS ENCOUNTERED AT THE BASE OF THE EXCAVATION ARE TO BE REMOVED AND REPLACED WITH COHESIONLESS MATERIAL, ORIGINALLY EXCAVATED OUT, LESS THE CLAY RICH COMPONENT, AND COMPACTED TO 95% MDD.
- c) BACKFILL EXCAVATION WITH A MINIMUM OF 500mm OF THE MATERIAL ORIGINALLY EXCAVATED, LESS THE CLAY RICH COMPONENT. THIS MATERIAL SHOULD BE PLACED IN LAYERS NOT EXCEEDING 150mm LOOSE THICKNESS AND COMPACTED TO 95% MDD TO FORM A BEARING PAD TO CONSTRUCT THE CONCRETE FOUNDATIONS ON.
- d) THE BEARING PAD SHOULD EXTEND TO AT LEAST 50% OF THE WIDTH OF THE CONCRETE FOUNDATION ON EITHER SIDE.
- e) CONCRETE FOUNDATIONS MAY THEN BE CONSTRUCTED ON THE BACKFILL.

ISSUED FOR CONSTRUCTION

WorleyParsons RSA retains the copyright in all intellectual property, including designs and/or documents prepared in terms of this appointment for the project covered by the appointment. The client may use the designs and/or documents for the sole purpose of their intended use on this project only subject to payment for the design having been received. Use for any other purpose, whether or not the design and/or documents have been paid for constitutes an infringement of copyright, and all rights are reserved.

All dimensions must be verified on site before the works commence. Refer any discrepancies to the Engineer. Copyright reserved

REVISIONS

| NO. | DATE     | CHECKED BY | DONE BY | DESCRIPTION                |
|-----|----------|------------|---------|----------------------------|
| A   | 05/11/15 | MM         | CP      | ISSUED FOR INTERNAL REVIEW |
| B   | 05/11/15 | MM         | CP      | ISSUED FOR DETAIL DESIGN   |
| C   | 05/11/15 | MM         | CP      | ISSUED FOR SQUAD CHECK     |
| D   | 05/11/15 | MM         | CP      | ISSUED FOR CLIENT REVIEW   |
| E   | 13/11/15 | MM         | CP      | ISSUED CLIENT APPROVAL     |
| 0   | 25/11/15 | MM         | CP      | ISSUED FOR CONSTRUCTION    |

**WorleyParsons**  
resources & energy  
39 MELROSE BOULEVARD, MELROSE ARCH, JOHANNESBURG  
P.O. Box 61232, MARSHALLTOWN, 2107  
TEL: +27 (0)11 218 3000  
FAX: +27(0)11 218 3100  
www.worleyparsons.com  
WorleyParsons RSA (Pty) Ltd.

ARCUS CONSULTORES, Lda.  
 ■ Arquitectura ■ Planeamento Físico  
 ■ Urbanismo ■ Engenharia Multidisciplinar  
 ■ Av. 25 de Setembro, Nº1676 1ª andar Frontal  
 ■ Telef: 258-21 311 1ªª Agência Moçambique  
 ■ E-mail: arcusconsultores@vncabo.co.mz

**MESCH**  
arquitectos

| NAME                              | SIGNATURE | DATE |
|-----------------------------------|-----------|------|
| DRAWN BY: ARCUS /MIN.HEALTH       |           |      |
| CHECKED: MESCH                    |           |      |
| DESIGNER: ARCUS /MIN.HEALTH       |           |      |
| PR ENG:                           |           |      |
| PROJECT ENG MANAGER: L PADAYACHEE |           |      |
| LOCAL PR ENG:                     |           |      |
| CLIENT:                           |           |      |

**MOZAMBIQUE**  
GAS DEVELOPMENT PROJECT

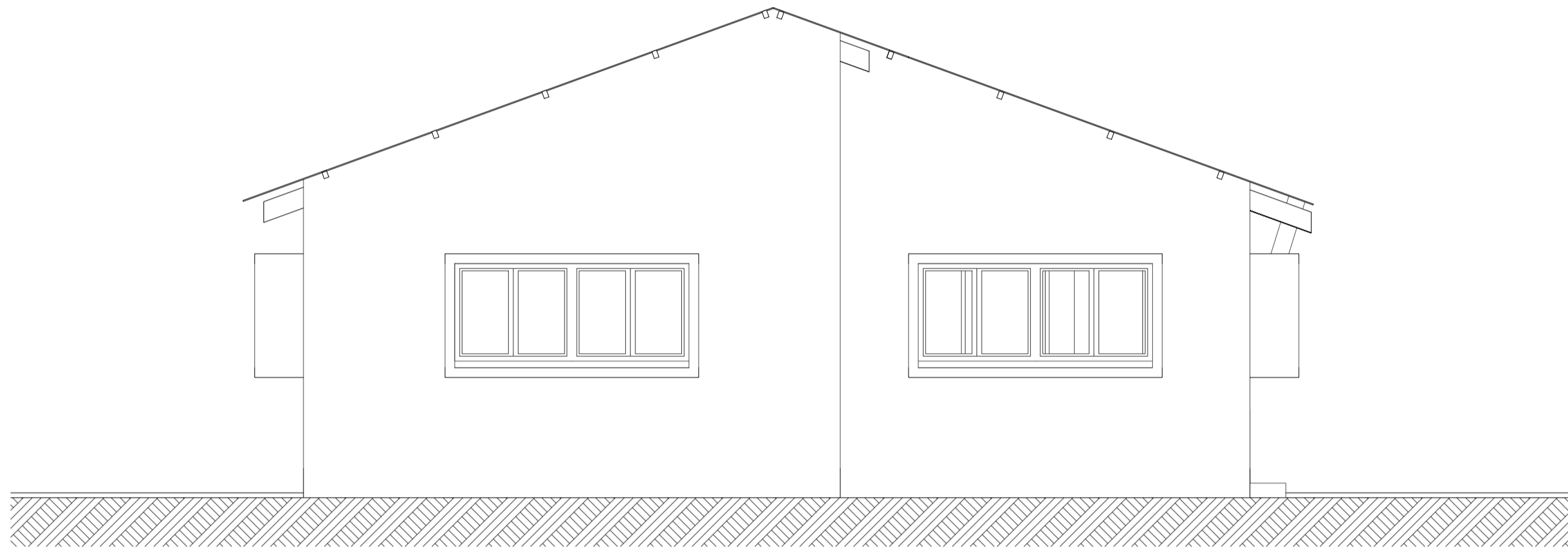
**Anadarko**  
Moçambique Área 1, Lda

PROJECT  
**AMA 1  
RESETTLEMENT  
VILLAGE**

DRAWING DESCRIPTION  
**HEALTH CLINIC - PREGNANT  
MOTHER HOUSE  
ELEVATIONS**

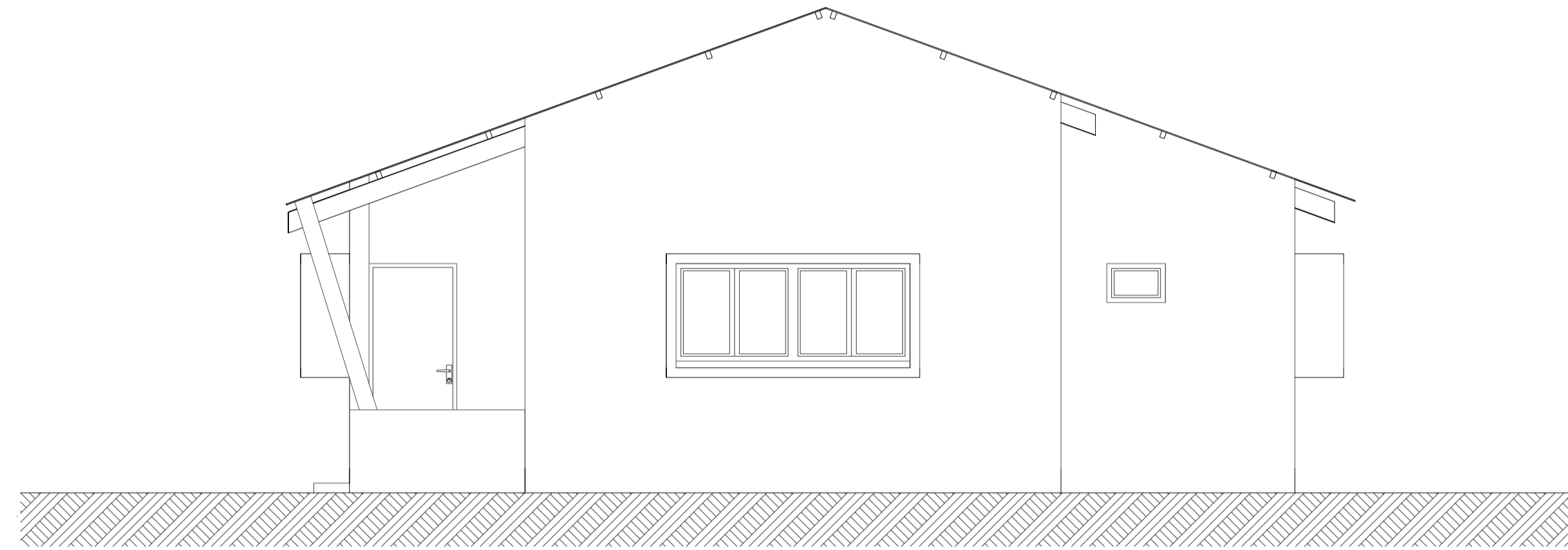
**CENTRO DE SAUDE - CASA MÃE  
ESPERA  
ALÇADOS**

| SCALE                            | DATE          |
|----------------------------------|---------------|
| AS SHOWN<br>ORIGINAL DWG SIZE A1 | NOVEMBER 2015 |
| DRAWING NUMBER                   | REV NO        |
| C00290-00-AR-DLP-0023-001        | 0             |
| ANADARKO DRAWING NUMBER          |               |
| EA-MZ-CI0100-WOR-E05-00141-01    |               |



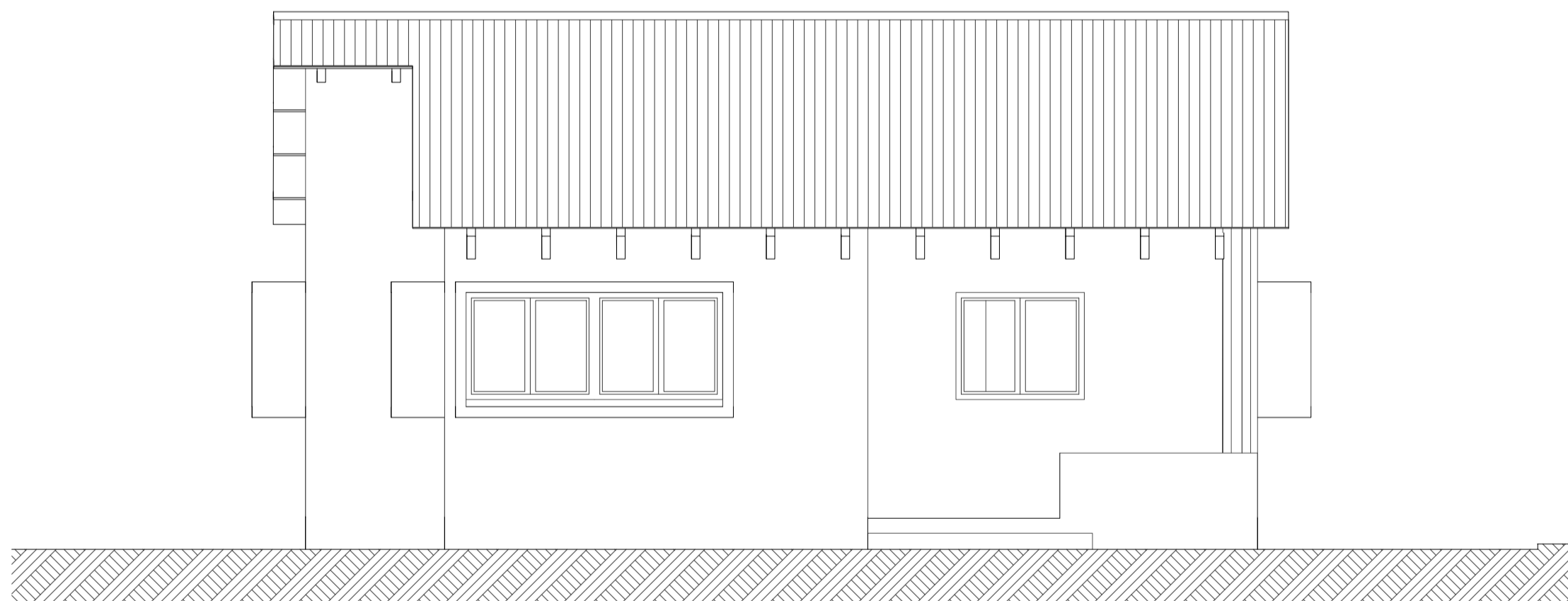
ALCADO 01  
ELEVATION 01

1:50



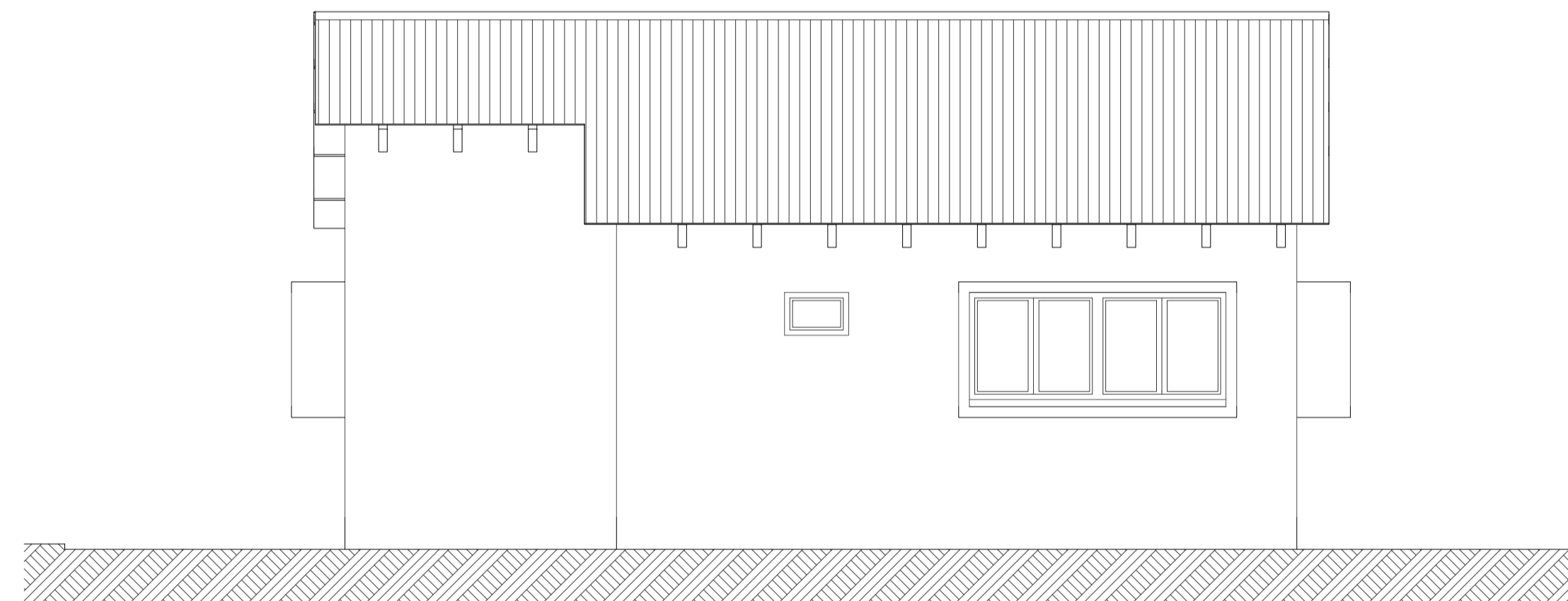
ALCADO 02  
ELEVATION 02

1:50



ALCADO 03  
ELEVATION 03

1:50



ALCADO 04  
ELEVATION 04

1:50

ESTE DESENHO É PARA SER LIDO EM CONJUNTO COM:

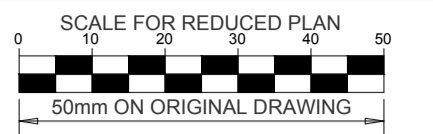
**THIS DRAWING IS TO BE READ IN CONJUNCTION WITH:**

**ARCHITECTURAL**  
EA-MZ-CIO100-WOR-E04-00031-01  
EA-MZ-CIO100-WOR-E05-00139-01  
EA-MZ-CIO100-WOR-E05-00140-01  
EA-MZ-CIO100-WOR-E05-00141-01  
EA-MZ-CIO100-WOR-E05-00142-01

**STRUCTURAL**  
EA-MZ-CIO100-WOR-E05-00036-01  
EA-MZ-CIO100-WOR-E05-00037-01

**WATER**  
EA-MZ-CIO100-WOR-E05-00497-01  
EA-MZ-CIO100-WOR-E05-00497-02  
EA-MZ-CIO100-WOR-E05-00497-03  
EA-MZ-CIO100-WOR-E05-00118-01  
EA-MZ-CIO100-WOR-E05-00119-01

**ELECTRICAL**  
EA-MZ-CIO100-WOR-E02-00103-01



**NOTES**

- THE FOLLOWING PROCESS MUST BE FOLLOWED WHEN CONSTRUCTING THE FOUNDATIONS, AS PER THE GEOTECHNICAL REPORT(SEE GENERAL NOTES DRAWING FOR MORE INFORMATION):
- a) EXCAVATE DOWN TO A MINIMUM DEPTH OF 1.25m.
  - b) COMPACT THE BASE OF THE EXCAVATION TO 95% MDD (MAXIMUM DRY DENSITY) USING HEAVY PLATE-TYPE COMPACTORS. ALL SOFT CLAY RICH MATERIALS ENCOUNTERED AT THE BASE OF THE EXCAVATION ARE TO BE REMOVED AND REPLACED WITH COHESIONLESS MATERIAL, ORIGINALLY EXCAVATED OUT, LESS THE CLAY RICH COMPONENT, AND COMPACTED TO 95% MDD.
  - c) BACKFILL EXCAVATION WITH A MINIMUM OF 500mm OF THE MATERIAL ORIGINALLY EXCAVATED, LESS THE CLAY RICH COMPONENT. THIS MATERIAL SHOULD BE PLACED IN LAYERS NOT EXCEEDING 150mm LOOSE THICKNESS AND COMPACTED TO 95% MDD TO FORM A BEARING PAD TO CONSTRUCT THE CONCRETE FOUNDATIONS ON.
  - d) THE BEARING PAD SHOULD EXTEND TO AT LEAST 50% OF THE WIDTH OF THE CONCRETE FOUNDATION ON EITHER SIDE.
  - e) CONCRETE FOUNDATIONS MAY THEN BE CONSTRUCTED ON THE BACKFILL.

**ISSUED FOR CONSTRUCTION**

WorleyParsons RSA retains the copyright in all intellectual property, including designs and/or documents prepared in terms of this appointment for the project covered by the appointment. The client may use the design and/or documents for the sole purpose of their intended use on this project only subject to payment for the design having been received. Use for any other purpose, whether or not the design and/or documents have been paid for constitutes an infringement of copyright, and all rights are reserved. All dimensions must be verified on site before the works commence. Refer any discrepancies to the Engineer. Copyright reserved

**REVISIONS**

| NO. | DATE     | CHECKED | DONE BY | DESCRIPTION                |
|-----|----------|---------|---------|----------------------------|
| A   | 05/11/15 | MM      | CP      | ISSUED FOR INTERNAL REVIEW |
| B   | 05/11/15 | MM      | CP      | ISSUED FOR DETAIL DESIGN   |
| C   | 05/11/15 | MM      | CP      | ISSUED FOR SQUAD CHECK     |
| D   | 05/11/15 | MM      | CP      | ISSUED FOR CLIENT REVIEW   |
| E   | 13/11/15 | MM      | CP      | ISSUED CLIENT APPROVAL     |
| 0   | 25/11/15 | MM      | CP      | ISSUED FOR CONSTRUCTION    |

39 MELROSE BOULEVARD, MELROSE ARCH, JOHANNESBURG  
P.O. Box 61232, MARSHALLTOWN, 2107  
TEL: +27 (0)11 218 3000  
FAX: +27(0)11 218 3100  
www.worleyparsons.com  
WorleyParsons RSA (Pty) Ltd.

ARCUS CONSULTORES, Lda.

|             |                             |
|-------------|-----------------------------|
| Arquitetura | Planeamento Físico          |
| Urbanismo   | Engenharia Multidisciplinar |

Av. 25 de Setembro, Nº1676, 1º andar Frontal  
Tel: +258 21 311 724 Maputo Moçambique  
E-mail: arcusconsultores@rcabo.co.mz

|                     | NAME              | SIGNATURE | DATE |
|---------------------|-------------------|-----------|------|
| DRAWN BY:           | ARCUS /MIN.HEALTH |           |      |
| CHECKED :           | MESCH             | <i>M</i>  |      |
| DESIGNER :          | ARCUS /MIN.HEALTH |           |      |
| PR ENG :            |                   |           |      |
| PROJECT ENG MANAGER | L PADAYACHEE      | <i>LP</i> |      |
| LOCAL PR ENG :      |                   |           |      |
| CLIENT:             |                   |           |      |

Moçambique Área 1, Lda

PROJECT  
**AMA 1  
RESETTLEMENT  
VILLAGE**

DRAWING DESCRIPTION  
HEALTH CLINIC - PREGNANT  
MOTHER HOUSE  
ROOF PLANS

CENTRO DE SAUDE - CASA MÃE  
ESPERA  
PLANTAS DE COBERTURA


SCALE  
AS SHOWN ORIGINAL DWG SIZE A1

DATE  
NOVEMBER 2015

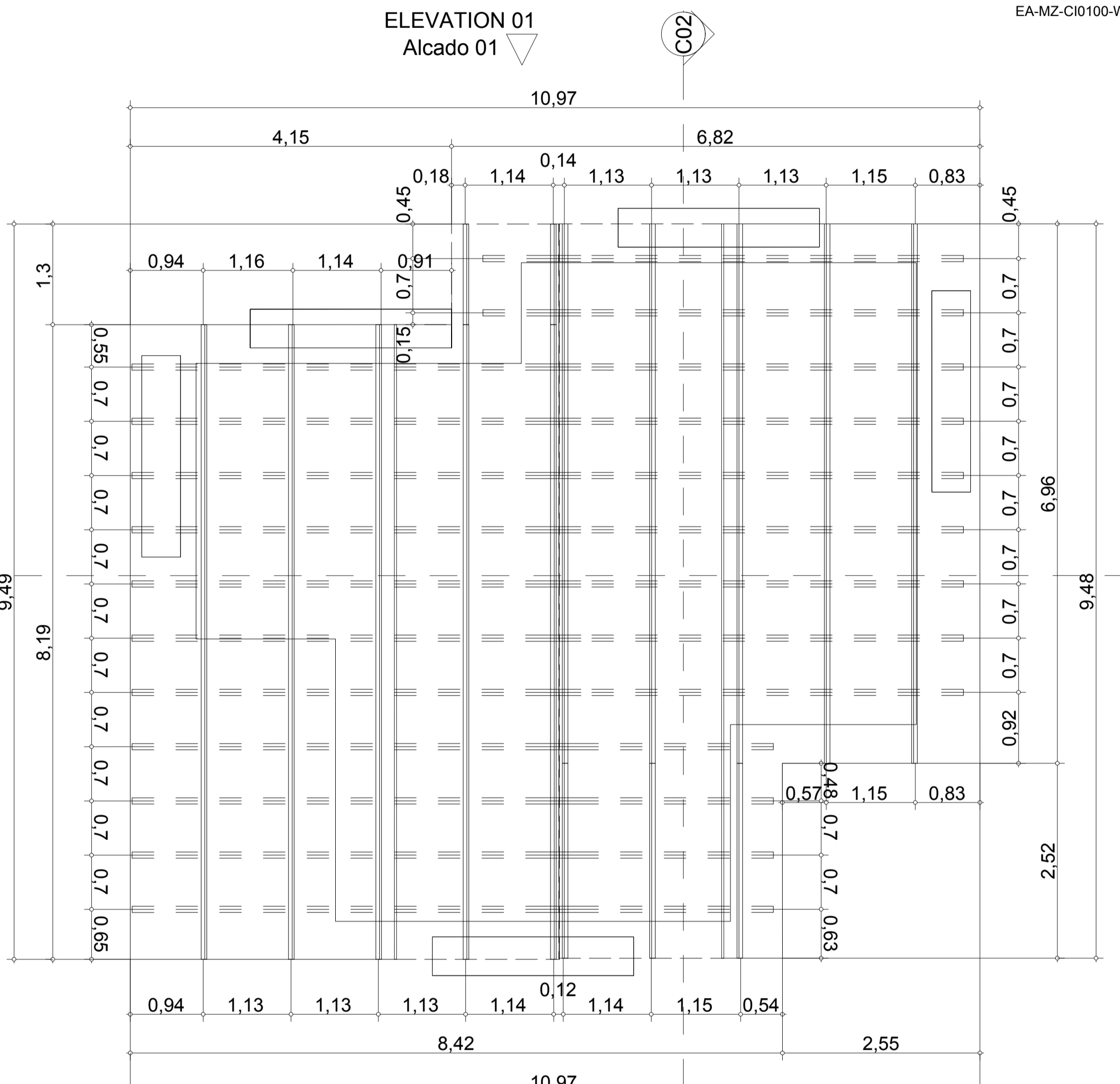
DRAWING NUMBER  
C00290-00-AR-DLP-0022-001

REV NO  
0

ANADARKO DRAWING NUMBER  
EA-MZ-CIO100-WOR-E05-00140-01



1. PLANTA DE COBERTURA ROOF PLAN 1:100



2. PLANTA DE ESTRUTURA DE COBERTURA STRUTURE ROOF PLAN 1:50

EA-MZ-CIO100-WOR-E05-00140-01

ESTE DESENHO É PARA SER LIDO EM CONJUNTO COM:

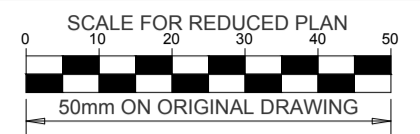
THIS DRAWING IS TO BE READ IN CONJUNCTION WITH:

ARCHITECTURAL  
EA-MZ-CI0100-WOR-E04-00031-01  
EA-MZ-CI0100-WOR-E05-00139-01  
EA-MZ-CI0100-WOR-E05-00140-01  
EA-MZ-CI0100-WOR-E05-00141-01  
EA-MZ-CI0100-WOR-E05-00142-01

STRUCTURAL  
EA-MZ-CI0100-WOR-E05-00036-01  
EA-MZ-CI0100-WOR-E05-00037-01

WATER  
EA-MZ-CI0100-WOR-E05-00497-01  
EA-MZ-CI0100-WOR-E05-00497-02  
EA-MZ-CI0100-WOR-E05-00497-03  
EA-MZ-CI0100-WOR-E05-00118-01  
EA-MZ-CI0100-WOR-E05-00119-01

ELECTRICAL  
EA-MZ-CI0100-WOR-E02-00103-01



NOTES

- THE FOLLOWING PROCESS MUST BE FOLLOWED WHEN CONSTRUCTING THE FOUNDATIONS, AS PER THE GEOTECHNICAL REPORT (SEE GENERAL NOTES DRAWING FOR MORE INFORMATION):
- a) EXCAVATE DOWN TO A MINIMUM DEPTH OF 1.25m.
  - b) COMPACT THE BASE OF THE EXCAVATION TO 95% MDD (MAXIMUM DRY DENSITY) USING HEAVY PLATE-TYPE COMPACTORS. ALL SOFT CLAY RICH MATERIALS ENCOUNTERED AT THE BASE OF THE EXCAVATION ARE TO BE REMOVED AND REPLACED WITH COHESIONLESS MATERIAL, ORIGINALLY EXCAVATED OUT, LESS THE CLAY RICH COMPONENT, AND COMPACTED TO 95% MDD.
  - c) BACKFILL EXCAVATION WITH A MINIMUM OF 500mm OF THE MATERIAL ORIGINALLY EXCAVATED, LESS THE CLAY RICH COMPONENT. THIS MATERIAL SHOULD BE PLACED IN LAYERS NOT EXCEEDING 150mm LOOSE THICKNESS AND COMPACTED TO 95% MDD TO FORM A BEARING PAD TO CONSTRUCT THE CONCRETE FOUNDATIONS ON.
  - d) THE BEARING PAD SHOULD EXTEND TO AT LEAST 50% OF THE WIDTH OF THE CONCRETE FOUNDATION ON EITHER SIDE.
  - e) CONCRETE FOUNDATIONS MAY THEN BE CONSTRUCTED ON THE BACKFILL.

ISSUED FOR CONSTRUCTION

WorleyParsons RSA retains the copyright in all intellectual property, including designs and/or documents prepared in terms of this appointment for the project covered by the appointment. The client may use the designs and/or documents for the sole purpose of their intended use on this project only subject to payment for the design having been received. Use for any other purpose, whether or not the design and/or documents have been paid for constitutes an infringement of copyright, and all rights are reserved. All dimensions must be verified on site before the works commence. Refer any discrepancies to the Engineer. Copyright reserved

| REVISIONS |          |         |         |                            |  |
|-----------|----------|---------|---------|----------------------------|--|
| NO.       | DATE     | CHECKED | DONE BY | DESCRIPTION                |  |
| A         | 05/11/15 | MM      | CP      | ISSUED FOR INTERNAL REVIEW |  |
| B         | 05/11/15 | MM      | CP      | ISSUED FOR DETAIL DESIGN   |  |
| C         | 05/11/15 | MM      | CP      | ISSUED FOR SQUAD CHECK     |  |
| D         | 05/11/15 | MM      | CP      | ISSUED FOR CLIENT REVIEW   |  |
| E         | 13/11/15 | MM      | CP      | ISSUED CLIENT APPROVAL     |  |
| F         | 25/11/15 | MM      | CP      | ISSUED FOR CONSTRUCTION    |  |

**WorleyParsons**  
resources & energy  
39 MELROSE BOULEVARD, MELROSE ARCH, JOHANNESBURG  
P.O. Box 61232, MARSHALLTOWN, 2107  
TEL: +27 (0)11 218 3000  
FAX: +27(0)11 218 3100  
www.worleyparsons.com  
WorleyParsons RSA (Pty) Ltd.

ARCUS CONSULTORES, Lda.  
Arquitetura | Planeamento Físico  
Urbanismo | Engenharia Multidisciplinar  
Av. 25 de Setembro, Nº1676, 1º andar Frontal  
Tel: +258 21 311 724 Maputo Moçambique  
E-mail: arcusconsultores@pvcabo.co.mz

**MESCH**  
arquitetos

| NAME                              | SIGNATURE | DATE |
|-----------------------------------|-----------|------|
| DRAWN BY: ARCUS /MIN HEALTH       |           |      |
| CHECKED: MESCH                    |           |      |
| DESIGNER: ARCUS /MIN HEALTH       |           |      |
| PR ENG: I ROBINSON                |           |      |
| PROJECT ENG MANAGER: L PADAYACHEE |           |      |
| LOCAL PR ENG:                     |           |      |
| CLIENT:                           |           |      |

CLIENT  
**MOZAMBIQUE**  
GAS DEVELOPMENT PROJECT

**Anadarko**  
Moçambique Área 1, Lda

PROJECT  
**AMA 1**  
**RESETTLEMENT VILLAGE**

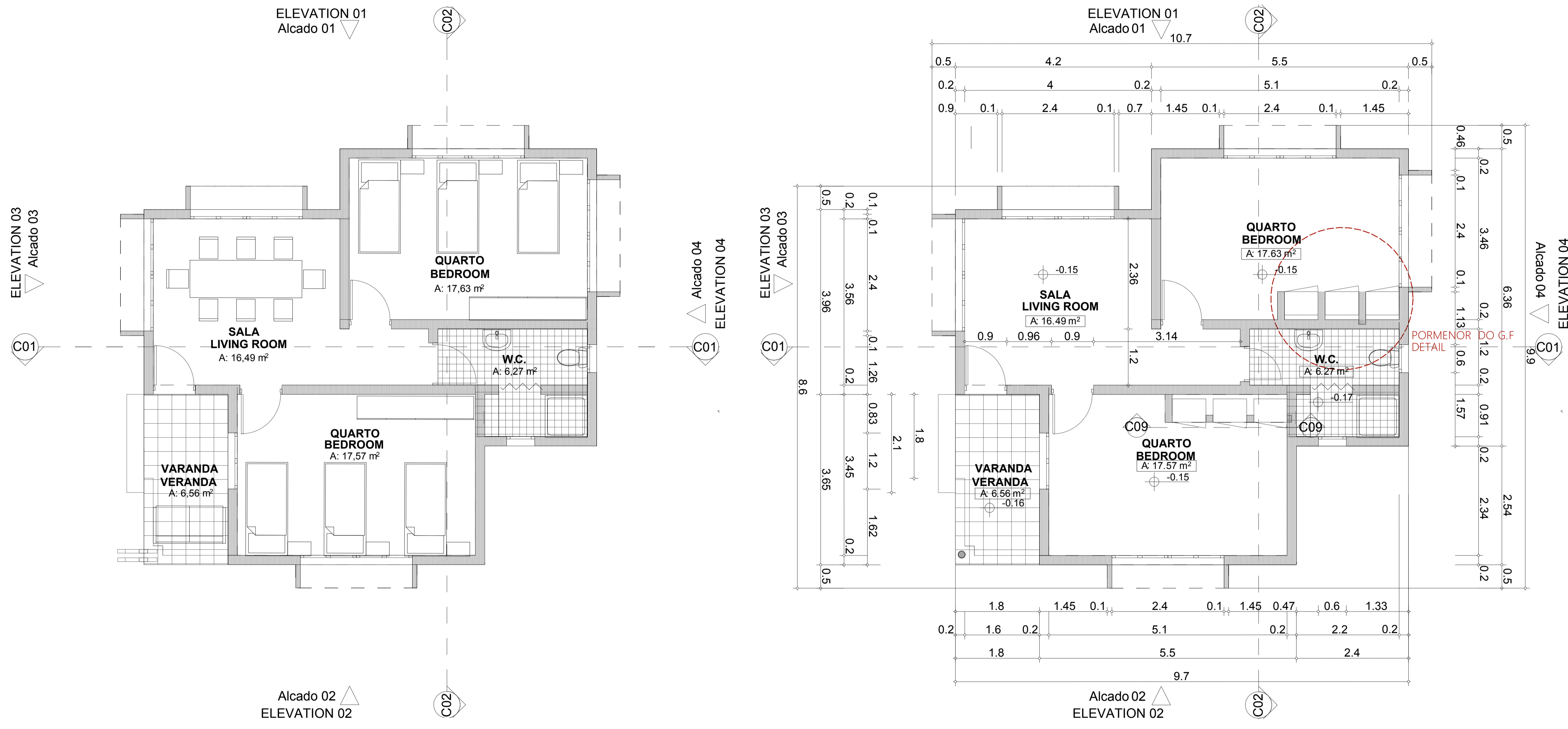
DRAWING DESCRIPTION  
HEALTH CLINIC - PREGNANT MOTHER HOUSE  
EQUIPMENT & DIMENSIONED PLANS

CENTRO DE SAUDE - CASA MÃE ESPERA  
PLANTAS DE EQUIP. E COTADA

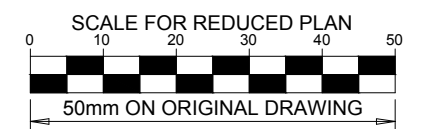
| SCALE                            | DATE          |
|----------------------------------|---------------|
| AS SHOWN<br>ORIGINAL DWG SIZE A1 | NOVEMBER 2015 |

| DRAWING NUMBER            | REV NO |
|---------------------------|--------|
| C00290-00-AR-DAL-0037-001 | 0      |

ANADARKO DRAWING NUMBER  
EA-MZ-CI0100-WOR-E05-00139-01



PLANTA DE PISO MOBILADA EQUIPAMENT PLAN 1:50



**NOTES**

- THE FOLLOWING PROCESS MUST BE FOLLOWED WHEN CONSTRUCTING THE FOUNDATIONS AS PER THE GEOTECHNICAL REPORT (SEE GENERAL NOTES DRAWING FOR MORE INFORMATION):
- a) EXCAVATE DOWN TO A MINIMUM DEPTH OF 1.25m.
  - b) COMPACT THE BASE OF THE EXCAVATION TO 95% MDD (MAXIMUM DRY DENSITY) USING HEAVY PLATE-TYPE COMPACTORS. ALL SOFT CLAY RICH MATERIALS ENCOUNTERED AT THE BASE OF THE EXCAVATION ARE TO BE REMOVED AND REPLACED WITH COHESIONLESS MATERIAL. ORIGINALLY EXCAVATED OUT, LESS THE CLAY RICH COMPONENT, AND COMPACTED TO 95% MDD.
  - c) BACKFILL EXCAVATION WITH A MINIMUM OF 500mm OF THE MATERIAL ORIGINALLY EXCAVATED, LESS THE CLAY RICH COMPONENT. THIS MATERIAL SHOULD BE PLACED IN LAYERS NOT EXCEEDING 150mm LOOSE THICKNESS AND COMPACTED TO 95% MDD TO FORM A BEARING PAD TO CONSTRUCT THE CONCRETE FOUNDATIONS ON.
  - d) THE BEARING PAD SHOULD EXTEND TO AT LEAST 50% OF THE WIDTH OF THE CONCRETE FOUNDATION ON EITHER SIDE.
  - e) CONCRETE FOUNDATIONS MAY THEN BE CONSTRUCTED ON THE BACKFILL.

**ISSUED FOR CONSTRUCTION**

WorleyParsons RSA retains the copyright in all intellectual property, including designs and documents prepared in terms of this appointment for the project covered by the appointment. The client may use the designs and/or documents for the sole purpose of their intended use on this project only subject to payment for the design having been received. Use for any other purpose, whether or not the design and/or documents have been paid for, constitutes an infringement of copyright, and all rights are reserved. All dimensions must be verified on site before the works commence. Refer any discrepancies to the Engineer. Copyright reserved

**REVISIONS**

| NO. | DATE     | CHECKED BY | DONE BY | DESCRIPTION                |
|-----|----------|------------|---------|----------------------------|
| A   | 05/11/15 | MM         | CP      | ISSUED FOR INTERNAL REVIEW |
| B   | 05/11/15 | MM         | CP      | ISSUED FOR DETAIL DESIGN   |
| C   | 05/11/15 | MM         | CP      | ISSUED FOR SQUAD CHECK     |
| D   | 05/11/15 | MM         | CP      | ISSUED FOR CLIENT REVIEW   |
| E   | 13/11/15 | MM         | CP      | ISSUED CLIENT APPROVAL     |
| 0   | 25/11/15 | MM         | CP      | ISSUED FOR CONSTRUCTION    |

**WorleyParsons**  
resources & energy  
39 MELROSE BOULEVARD, MELROSE ARCH, JOHANNESBURG  
P.O. Box 61232, MARSHALLTOWN, 2107  
TEL: +27 (0)11 218 3000  
FAX: +27(0)11 218 3100  
www.worlparsons.com  
WorleyParsons RSA (Pty) Ltd.

ARCUS CONSULTORES, Lda.  
+Arquitetura +Planeamento Físico  
+Urbanismo +Engenharia Multidisciplinar  
+Ar. 25 de Setembro, 141676-19 andar Frontal  
+Telefone: (213) 311 374 Maputo Moçambique  
+E-mail: arcusconsultores@protonmail.com

**MESCH**  
arquitectos

| NAME                              | SIGNATURE | DATE   |
|-----------------------------------|-----------|--------|
| DRAWN BY: ARCUS /MIN HEALTH       |           |        |
| CHECKED: MESCH                    |           |        |
| DESIGNER: ARCUS /MIN HEALTH       |           |        |
| PR ENG:                           |           |        |
| PROJECT ENG MANAGER: L PADAYACHEE |           |        |
| LOCAL PR ENG:                     |           |        |
| CLIENT:                           |           | CLIENT |

ESTE DESENHO É PARA SER LIDO EM CONJUNTO COM:  
**THIS DRAWING IS TO BE READ IN CONJUNCTION WITH:**

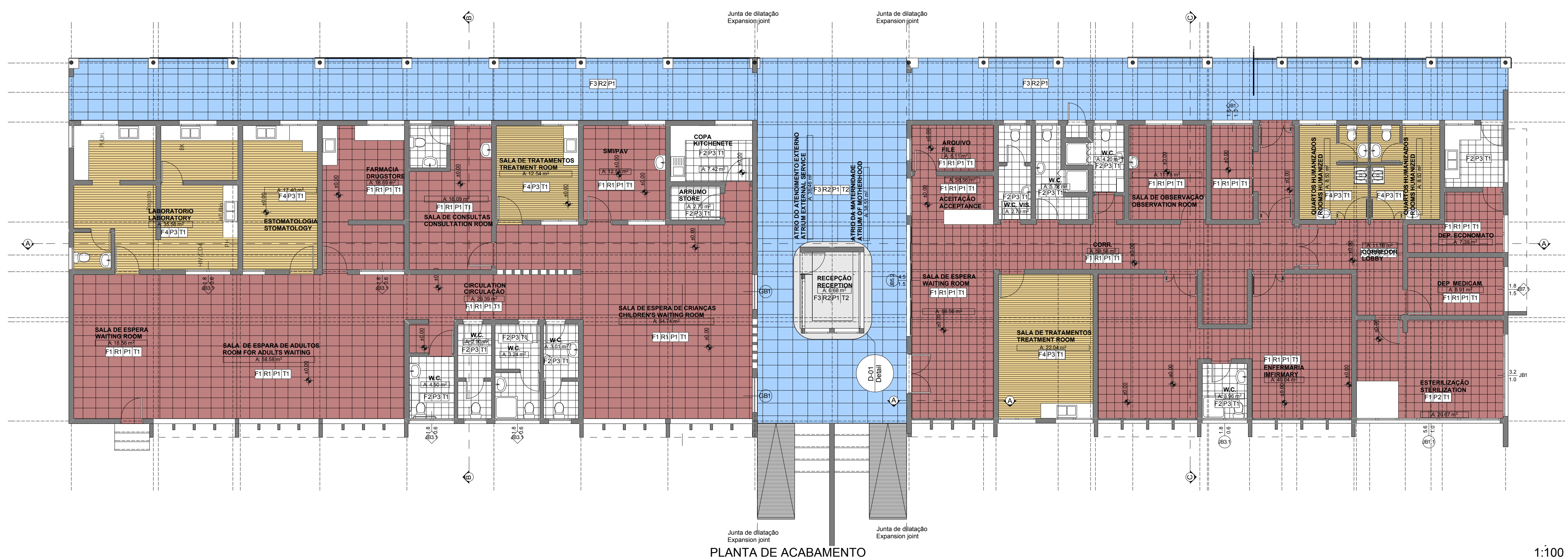
ARCHITECTURAL  
EA-MZ-CI0100-WOR-E04-00031-01  
EA-MZ-CI0100-WOR-E05-00125-01  
EA-MZ-CI0100-WOR-E05-00126-01  
EA-MZ-CI0100-WOR-E05-00127-01  
EA-MZ-CI0100-WOR-E05-00128-01  
EA-MZ-CI0100-WOR-E05-00129-01  
EA-MZ-CI0100-WOR-E05-00130-01  
EA-MZ-CI0100-WOR-E05-00131-01  
EA-MZ-CI0100-WOR-E05-00132-01  
EA-MZ-CI0100-WOR-E05-00133-01  
EA-MZ-CI0100-WOR-E05-00134-01

STRUCTURAL  
EA-MZ-CI0100-WOR-E05-00076-01  
EA-MZ-CI0100-WOR-E05-00077-01  
EA-MZ-CI0100-WOR-E05-00078-01  
EA-MZ-CI0100-WOR-E05-00079-01  
EA-MZ-CI0100-WOR-E05-00080-01  
EA-MZ-CI0100-WOR-E05-00081-01  
EA-MZ-CI0100-WOR-E05-00082-01

| SCALE                         | DATE                          |
|-------------------------------|-------------------------------|
| AS SHOWN ORIGINAL DWG SIZE A1 | NOVEMBER 2015                 |
| DRAWING NUMBER                | REV NO                        |
| C00290-00-AR-SCH-0009         | 0                             |
| ANADARKO DRAWING NUMBER       | EA-MZ-CI0100-WOR-E05-00134-01 |

**LEGENDA/SUBTITLE**

|                               |  |
|-------------------------------|--|
| <b>MOZAICO ZETES 50x50cm</b>  |  |
| <b>MOSAIC ZETES 50x50cm</b>   |  |
| <b>MOZAICO GALENE 33x33cm</b> |  |
| <b>MOSAIC GALENE 33x33cm</b>  |  |
| <b>MOZAICO METIS 33x33cm</b>  |  |
| <b>MOSAIC METIS 33x33cm</b>   |  |
| <b>VINÍLICO ARMSTRONG 2mm</b> |  |
| <b>VINYL ARMSTRONG 2mm</b>    |  |



PLANTA DE ACABAMENTO

1:100

**PAVIMENTOS FLOORING**

|           |   |
|-----------|---|
| <b>F1</b> | Pavimento em mosaico cerâmico da cliper, modelo metis, referência 33MT54 de dimensões de 33x33cm.<br>Floor ceramic mosaic clipper, metis model 33MT54 reference dimensions of 33x33cm.      |
| <b>F2</b> | Pavimento em mosaico cerâmico da cliper, modelo galene, referência 33GA54 AD, dimensões de 33x33cm.<br>Floor ceramic mosaic clipper, Galene model, reference 33GA54 AD, 33x33cm dimensions. |
| <b>F3</b> | Pavimento em mosaico cerâmico da cliper, modelo zetes, referência 55ZE01 de dimensões de 50x50cm.<br>Floor ceramic mosaic clipper, zetes model 55ZE01 reference 50x50cm dimensions.         |
| <b>F4</b> | Pavimento em vinílico da Armstrong de espessura de 2mm<br>Armstrong flooring thickness of 2mm vinyl.  |

**TECTOS / ROOFING**

|           |   |
|-----------|---|
| <b>T1</b> | Tecto falso em painéis de gesso liso rhinoboard.<br>False ceiling in plain plaster panels rhinoboard.       |
| <b>T2</b> | Laje em betão armado rebocada e pintada com tinta PVA.<br>Slab plastered and painted concrete with PVA ink. |

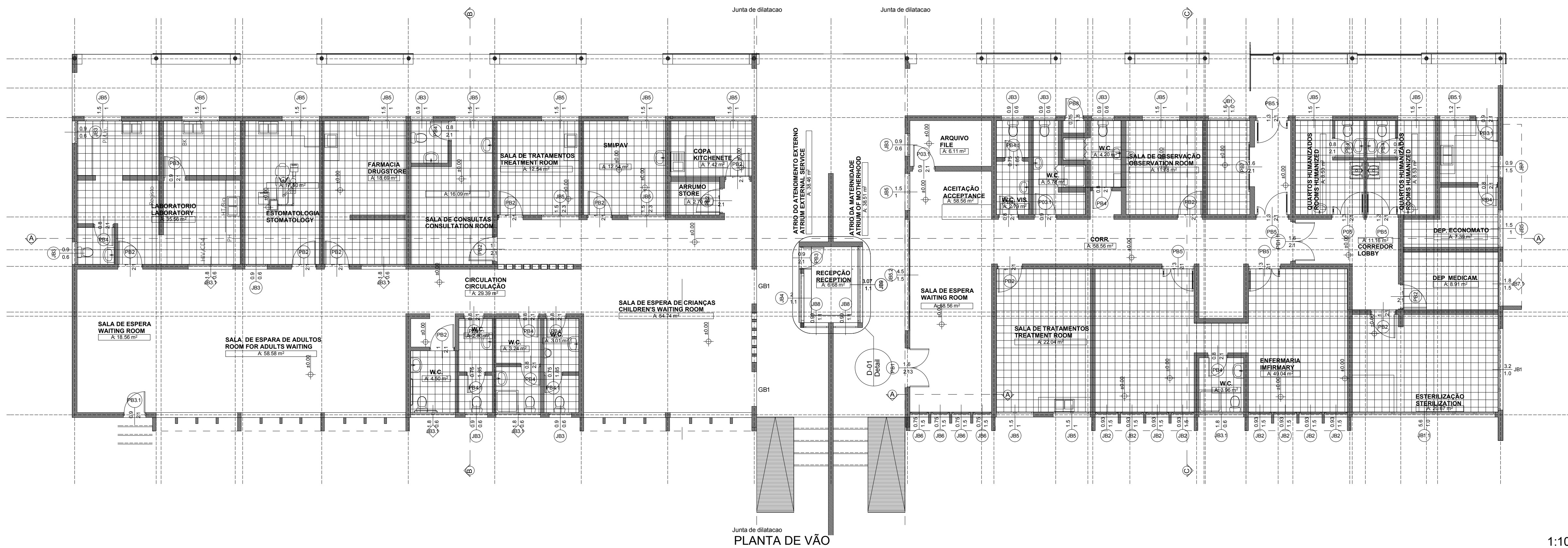
**PAREDES / WALLS**

|           |   |
|-----------|---|
| <b>P1</b> | Parede acabada com tinta esmalte PVA até 2m de altura do topo do ladrilho ate o tecto (parte 1).<br>Wall finished with enamel paint PVA up to 2m in height from the top of the tile until the roof (part 1).                              |
| <b>P2</b> | Parede revestida com azulejo de 200X300mm, de cor branca.<br>Wall lined with tile 200X300mm, white  |
| <b>P3</b> | Parede revestida vinílico Armstrong 180 espessura de 2mm, ate 2.10m de altura e esmalte do topo do ladrilho ate ao tecto.<br>Wall vinyl coated Armstrong 180 2mm thick, up to 2.10m high and the top of the tile glaze up to the ceiling. |

**RODAPÉS / BASEBOARDS**

|           |  |
|-----------|--|
| <b>R1</b> | Pavimento em mosaico cerâmico cliper modelo metis, referência 33MT54 de dimensões 8x33cm.<br>Floor ceramic tile clippers metis model 33MT54 reference 8x33cm dimensions. |
| <b>R2</b> | Pavimento em mosaico cerâmico cliper modelo zetes, referência 55ZE01 de dimensões 8x50cm.<br>Floor ceramic tile clippers zetes model 55ZE01 reference 8x50cm dimensions. |

MOZAMBIQUE GAS DEVELOPMENT PROJECT  
**Anadarko**  
Moçambique Área 1, Lda  
PROJECT  
**AMA 1**  
**RESETTLEMENT VILLAGE**  
DRAWING DESCRIPTION  
HEALTH CLINIC - MATERNITY FINISHING SCHEDULE  
CENTRO DE SAUDE - MATERNIDADE MAPA DE ACABAMENTOS



ESTE DESENHO É PARA SER LIDO EM CONJUNTO COM:

THIS DRAWING IS TO BE READ IN CONJUNCTION WITH:


- ARCHITECTURAL**  
 EA-MZ-CI0100-WOR-E04-00031-01  
 EA-MZ-CI0100-WOR-E05-00125-01  
 EA-MZ-CI0100-WOR-E05-00126-01  
 EA-MZ-CI0100-WOR-E05-00127-01  
 EA-MZ-CI0100-WOR-E05-00128-01  
 EA-MZ-CI0100-WOR-E05-00129-01  
 EA-MZ-CI0100-WOR-E05-00129-01  
 EA-MZ-CI0100-WOR-E05-00130-01  
 EA-MZ-CI0100-WOR-E05-00131-01  
 EA-MZ-CI0100-WOR-E05-00132-01  
 EA-MZ-CI0100-WOR-E05-00133-01  
 EA-MZ-CI0100-WOR-E05-00134-01

- STRUCTURAL**  
 EA-MZ-CI0100-WOR-E05-00076-01  
 EA-MZ-CI0100-WOR-E05-00077-01  
 EA-MZ-CI0100-WOR-E05-00078-01  
 EA-MZ-CI0100-WOR-E05-00079-01  
 EA-MZ-CI0100-WOR-E05-00080-01  
 EA-MZ-CI0100-WOR-E05-00081-01  
 EA-MZ-CI0100-WOR-E05-00082-01

- WATER**  
 EA-MZ-CI0100-WOR-E05-00109-01  
 EA-MZ-CI0100-WOR-E05-00195-01  
 EA-MZ-CI0100-WOR-E05-00195-02  
 EA-MZ-CI0100-WOR-E05-00195-03

- ELECTRICAL**  
 EA-MZ-CI0100-WOR-E02-00026-01

1:100



**NOTES**

- THE FOLLOWING PROCESS MUST BE FOLLOWED WHEN CONSTRUCTING THE FOUNDATIONS, AS PER THE GEOTECHNICAL REPORT/SEE GENERAL NOTES DRAWING FOR MORE INFORMATION:
- EXCAVATE DOWN TO A MINIMUM DEPTH OF 1.25m.
  - COMPACT THE BASE OF THE EXCAVATION TO 95% MDD (MAXIMUM DRY DENSITY) USING HEAVY PLATE-TYPE COMPACTORS. ALL SORT CLAY RICH MATERIALS ENCOUNTERED AT THE BASE OF THE EXCAVATION ARE TO BE REMOVED AND REPLACED WITH COHESIONLESS MATERIAL ORIGINALLY EXCAVATED OUT, LESS THE CLAY RICH COMPONENT, AND COMPACTED TO 95% MDD.
  - BACKFILL EXCAVATION WITH A MINIMUM OF 500mm OF THE MATERIAL ORIGINALLY EXCAVATED, LESS THE CLAY RICH COMPONENT. THIS MATERIAL SHOULD BE PLACED IN LAYERS NOT EXCEEDING 150mm LOOSE THICKNESS AND COMPACTED TO 95% MDD TO FORM A BEARING PAD TO CONSTRUCT THE CONCRETE FOUNDATIONS ON.
  - THE BEARING PAD SHOULD EXTEND TO AT LEAST 50% OF THE WIDTH OF THE CONCRETE FOUNDATION ON EITHER SIDE.
  - CONCRETE FOUNDATIONS MAY THEN BE CONSTRUCTED ON THE BACKFILL.

**ISSUED FOR CONSTRUCTION**

WorleyParsons RSA retains the copyright in all intellectual property, including designs and/or documents prepared in terms of this appointment for the project covered by the appointment. The client may use the designs and/or documents for the sole purpose of their intended use on this project only subject to payment for the design having been received. Use for any other purpose, whether or not the design and/or documents have been paid for, constitutes an infringement of copyright, and all rights are reserved. All dimensions must be verified on site before the works commence. Refer any discrepancies to the Engineer. Copyright reserved

**REVISIONS**

| NO. | DATE     | CHECKED BY | DONE BY | DESCRIPTION                |
|-----|----------|------------|---------|----------------------------|
| A   | 05/11/15 | MM         | CP      | ISSUED FOR INTERNAL REVIEW |
| B   | 05/11/15 | MM         | CP      | ISSUED FOR DETAIL DESIGN   |
| C   | 05/11/15 | MM         | CP      | ISSUED FOR SQUAD CHECK     |
| D   | 05/11/15 | MM         | CP      | ISSUED FOR CLIENT REVIEW   |
| E   | 13/11/15 | MM         | CP      | ISSUED CLIENT APPROVAL     |
| O   | 25/11/15 | MM         | CP      | ISSUED FOR CONSTRUCTION    |

WINDOWS MAP - MATERNITY BUILDING AND FOREIGN SERVICE  
 MAPA DE JANELAS - EDIFÍCIO DA MATERNIDADE E ATENDIMENTO EXTERNO

|                       | JB.1                            | JB.1.1                          | JB.1.2                          | JB.2                            | JB.3                            | JB.3.1                          | JB.4                            | JB.5                            | JB.5.1                          | JB.5.2                          | JB.6                            | JB.7                            | JB.7.1                          | JB.8                            | JB.9                            |
|-----------------------|---------------------------------|---------------------------------|---------------------------------|---------------------------------|---------------------------------|---------------------------------|---------------------------------|---------------------------------|---------------------------------|---------------------------------|---------------------------------|---------------------------------|---------------------------------|---------------------------------|---------------------------------|
| <b>DESIGNAÇÃO</b>     | JANELA DE PERSIANAS DE ALUMÍNIO | JANELA DE PERSIANAS DE ALUMÍNIO | JANELA DE PERSIANAS DE ALUMÍNIO | JANELA DE PERSIANAS DE ALUMÍNIO | JANELA DE PERSIANAS DE ALUMÍNIO | JANELA DE PERSIANAS DE ALUMÍNIO | JANELA DE PERSIANAS DE ALUMÍNIO | JANELA DE PERSIANAS DE ALUMÍNIO | JANELA DE PERSIANAS DE ALUMÍNIO | JANELA DE PERSIANAS DE ALUMÍNIO | JANELA DE PERSIANAS DE ALUMÍNIO | JANELA DE PERSIANAS DE ALUMÍNIO | JANELA DE PERSIANAS DE ALUMÍNIO | JANELA DE PERSIANAS DE ALUMÍNIO | JANELA DE PERSIANAS DE ALUMÍNIO |
| <b>QUANTIDADE</b>     | 1                               | 1                               | 1                               | 1                               | 1                               | 1                               | 1                               | 1                               | 1                               | 1                               | 1                               | 1                               | 1                               | 1                               | 1                               |
| <b>LOCALIZAÇÃO</b>    | ...                             | ...                             | ...                             | ...                             | ...                             | ...                             | ...                             | ...                             | ...                             | ...                             | ...                             | ...                             | ...                             | ...                             | ...                             |
| <b>ESPECIFICAÇÕES</b> | ...                             | ...                             | ...                             | ...                             | ...                             | ...                             | ...                             | ...                             | ...                             | ...                             | ...                             | ...                             | ...                             | ...                             | ...                             |
| <b>RECHAZARIAS</b>    | ...                             | ...                             | ...                             | ...                             | ...                             | ...                             | ...                             | ...                             | ...                             | ...                             | ...                             | ...                             | ...                             | ...                             | ...                             |
| <b>MANEJOS</b>        | ...                             | ...                             | ...                             | ...                             | ...                             | ...                             | ...                             | ...                             | ...                             | ...                             | ...                             | ...                             | ...                             | ...                             | ...                             |
| <b>VIDRO</b>          | ...                             | ...                             | ...                             | ...                             | ...                             | ...                             | ...                             | ...                             | ...                             | ...                             | ...                             | ...                             | ...                             | ...                             | ...                             |
| <b>ACABAMENTO</b>     | ...                             | ...                             | ...                             | ...                             | ...                             | ...                             | ...                             | ...                             | ...                             | ...                             | ...                             | ...                             | ...                             | ...                             | ...                             |

MAPA DE PORTAS - EDIFÍCIO DA MATERNIDADE E ATENDIMENTO EXTERNO  
 DOORS MAP - MATERNITY BUILDING AND FOREIGN SERVICE

|                       | PB.1              | PB.1.1            | PB.2              | PB.3              | PB.3.1            | PB.4              | PB.4.1            | PB.5              | PB.5.1            |
|-----------------------|-------------------|-------------------|-------------------|-------------------|-------------------|-------------------|-------------------|-------------------|-------------------|
| <b>DESIGNAÇÃO</b>     | PORTA DE ALUMÍNIO | PORTA DE ALUMÍNIO | PORTA DE ALUMÍNIO | PORTA DE ALUMÍNIO | PORTA DE ALUMÍNIO | PORTA DE ALUMÍNIO | PORTA DE ALUMÍNIO | PORTA DE ALUMÍNIO | PORTA DE ALUMÍNIO |
| <b>QUANTIDADE</b>     | 1                 | 1                 | 1                 | 1                 | 1                 | 1                 | 1                 | 1                 | 1                 |
| <b>LOCALIZAÇÃO</b>    | ...               | ...               | ...               | ...               | ...               | ...               | ...               | ...               | ...               |
| <b>ESPECIFICAÇÕES</b> | ...               | ...               | ...               | ...               | ...               | ...               | ...               | ...               | ...               |
| <b>RECHAZARIAS</b>    | ...               | ...               | ...               | ...               | ...               | ...               | ...               | ...               | ...               |
| <b>MANEJOS</b>        | ...               | ...               | ...               | ...               | ...               | ...               | ...               | ...               | ...               |
| <b>VIDRO</b>          | ...               | ...               | ...               | ...               | ...               | ...               | ...               | ...               | ...               |
| <b>ACABAMENTO</b>     | ...               | ...               | ...               | ...               | ...               | ...               | ...               | ...               | ...               |

**WorleyParsons**  
 resources & energy  
 39 MELROSE BOULEVARD, MELROSE ARCH, JOHANNESBURG  
 P.O. Box 61232, MARSHALLTOWN, 2107  
 TEL: +27 (0)11 218 3000  
 FAX: +27(0)11 218 3100  
 www.worlparsons.com  
 WorleyParsons RSA (Pty) Ltd

ARCUS CONSULTORES, Lda.  
 +Arquitetos +Ingenheiros Técnicos  
 +Arquitetos +Engenheiros Multidisciplinares  
 Av. 25 de Setembro, Nº1676, 1ª andar Frontal  
 +Sítio: CDS 21 311 714, N.º 1676, 1º andar Frontal  
 E-mail: arcosconsultores@ptt.com

**MESCH**  
 arquitetos

|                             | NAME         | SIGNATURE  | DATE |
|-----------------------------|--------------|------------|------|
| <b>DRAWN BY:</b>            | ARCUS        | MIN HEALTH |      |
| <b>CHECKED BY:</b>          | MESCH        |            |      |
| <b>DESIGNER:</b>            | ARCUS        | MIN HEALTH |      |
| <b>PR ENG:</b>              |              |            |      |
| <b>PROJECT ENG MANAGER:</b> | L PADAYACHEE |            |      |
| <b>LOCAL PR ENG:</b>        |              |            |      |
| <b>CLIENT:</b>              | CLIENT       |            |      |

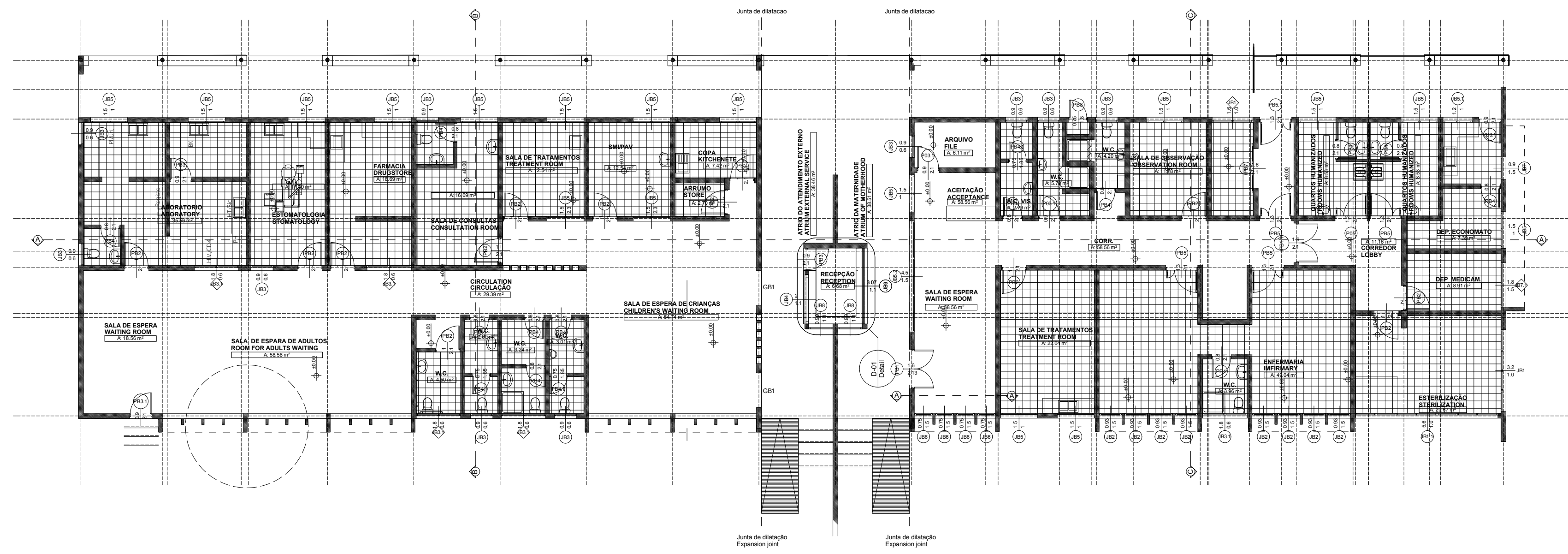
**MOZAMBIQUE**  
 GAS DEVELOPMENT PROJECT

**Anadarko**  
 Moçambique Área 1, Lda

PROJECT  
**AMA 1**  
**RESETTLEMENT VILLAGE**  
 DRAWING DESCRIPTION  
**HEALTH CLINIC - MATERNITY DOOR & WINDOW SCHEDULE**

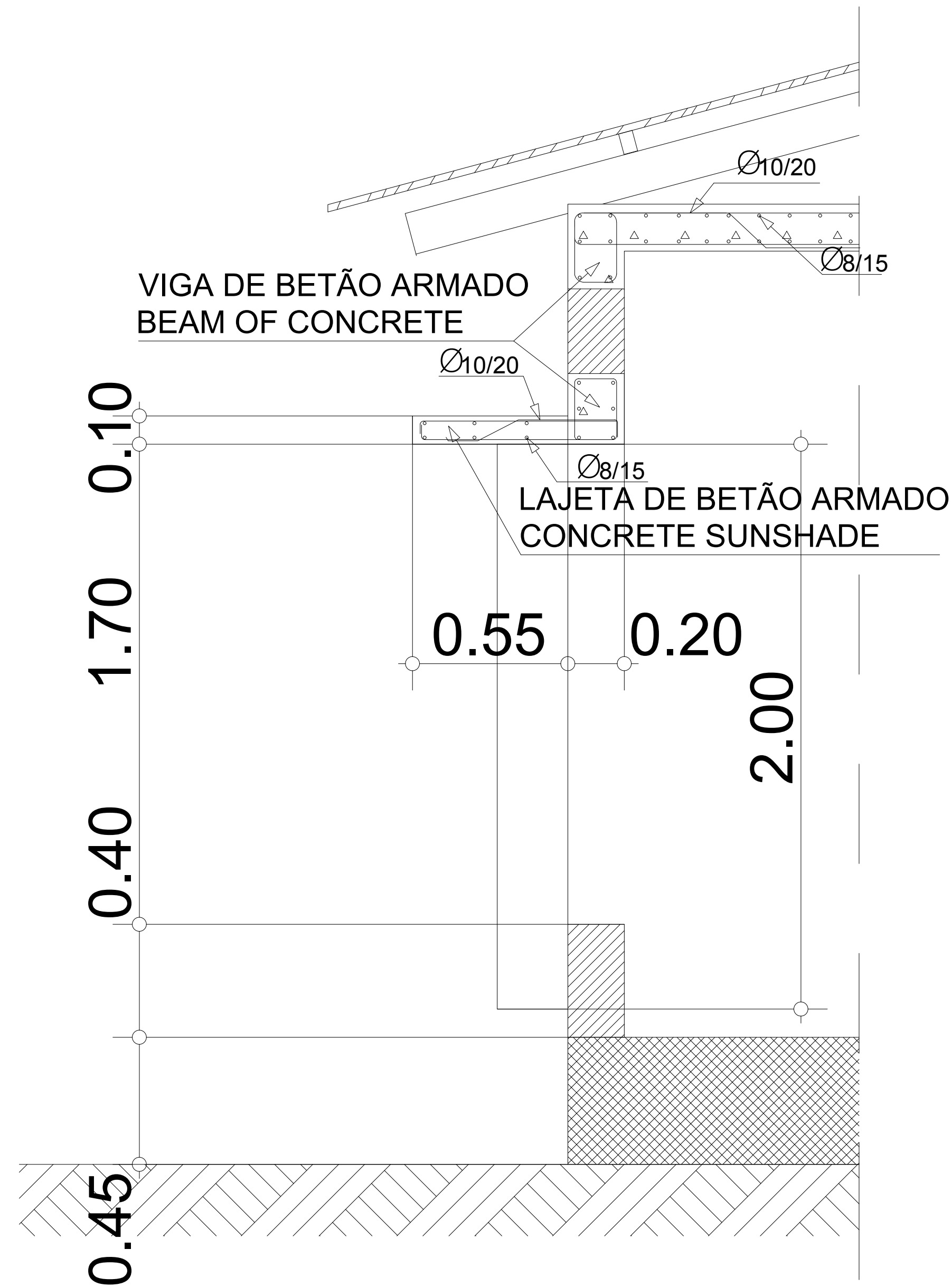
CENTRO DE SAUDE - MATERNIDADE  
 MAPA DE VÃOS

|                         |                               |        |               |
|-------------------------|-------------------------------|--------|---------------|
| SCALE                   | AS SHOWN                      | DATE   | NOVEMBER 2015 |
| ORIGINAL DWG SIZE       | A1                            |        |               |
| DRAWING NUMBER          | C00290-00-AR-SCH-0008         | REV NO | 0             |
| ANADARKO DRAWING NUMBER | EA-MZ-CI0100-WOR-E05-00133-01 |        |               |



PLANTA DE VÃO  
WINDOWS PLAN

1:200



PORMENOR A  
DETAIL A  
Escala 1:20  
SCALE 1:20

ESTE DESENHO É PARA SER LIDO EM CONJUNTO COM:


THIS DRAWING IS TO BE READ IN CONJUNCTION WITH:

ARCHITECTURAL  
EA-MZ-CI0100-WOR-E04-00031-01  
EA-MZ-CI0100-WOR-E05-00125-01  
EA-MZ-CI0100-WOR-E05-00126-01  
EA-MZ-CI0100-WOR-E05-00127-01  
EA-MZ-CI0100-WOR-E05-00128-01  
EA-MZ-CI0100-WOR-E05-00129-01  
EA-MZ-CI0100-WOR-E05-00129-01  
EA-MZ-CI0100-WOR-E05-00130-01  
EA-MZ-CI0100-WOR-E05-00131-01  
EA-MZ-CI0100-WOR-E05-00132-01  
EA-MZ-CI0100-WOR-E05-00133-01  
EA-MZ-CI0100-WOR-E05-00134-01

STRUCTURAL  
EA-MZ-CI0100-WOR-E05-00076-01  
EA-MZ-CI0100-WOR-E05-00077-01  
EA-MZ-CI0100-WOR-E05-00078-01  
EA-MZ-CI0100-WOR-E05-00079-01  
EA-MZ-CI0100-WOR-E05-00080-01  
EA-MZ-CI0100-WOR-E05-00081-01  
EA-MZ-CI0100-WOR-E05-00082-01

WATER  
EA-MZ-CI0100-WOR-E05-00109-01  
EA-MZ-CI0100-WOR-E05-00195-01  
EA-MZ-CI0100-WOR-E05-00195-02  
EA-MZ-CI0100-WOR-E05-00195-03

ELECTRICAL  
EA-MZ-CI0100-WOR-E02-00026-01



NOTES

THE FOLLOWING PROCESS MUST BE FOLLOWED WHEN CONSTRUCTING THE FOUNDATIONS AS PER THE GEOTECHNICAL REPORT(SEE GENERAL NOTES DRAWING FOR MORE INFORMATION):

- EXCAVATE DOWN TO A MINIMUM DEPTH OF 1.25m.
- COMPACT THE BASE OF THE EXCAVATION TO 95% MDD (MAXIMUM DRY DENSITY) USING HEAVY PLATE-TYPE COMPACTORS. ALL SOFT CLAY RICH MATERIALS ENCOUNTERED AT THE BASE OF THE EXCAVATION ARE TO BE REMOVED AND REPLACED WITH COHESIONLESS MATERIAL. ORIGINALLY EXCAVATED OUT, LESS THE CLAY RICH COMPONENT, AND COMPACTED TO 95% MDD.
- BACKFILL EXCAVATION WITH A MINIMUM OF 500mm OF THE MATERIAL ORIGINALLY EXCAVATED, LESS THE CLAY RICH COMPONENT. THIS MATERIAL SHOULD BE PLACED IN LAYERS NOT EXCEEDING 150mm LOOSE THICKNESS AND COMPACTED TO 95% MDD TO FORM A BEARING PAD TO CONSTRUCT THE CONCRETE FOUNDATIONS ON.
- THE BEARING PAD SHOULD EXTEND TO AT LEAST 50% OF THE WIDTH OF THE CONCRETE FOUNDATION ON EITHER SIDE.
- CONCRETE FOUNDATIONS MAY THEN BE CONSTRUCTED ON THE BACKFILL.

ISSUED FOR CONSTRUCTION

WorleyParsons RSA retains the copyright in all intellectual property, including designs and/or documents prepared in terms of this appointment for the project covered by the appointment. The client may use the designs and/or documents for the sole purpose of their intended use on this project only subject to payment for the design having been received. Use for any other purpose, whether or not the design and/or documents have been paid for constitutes an infringement of copyright, and all rights are reserved. All dimensions must be verified on site before the works commence. Refer any discrepancies to the Engineer. Copyright reserved

REVISIONS

| NO. | DATE     | CHECKED BY | DONE BY | DESCRIPTION                |
|-----|----------|------------|---------|----------------------------|
| A   | 05/11/15 | MM         | CP      | ISSUED FOR INTERNAL REVIEW |
| B   | 05/11/15 | MM         | CP      | ISSUED FOR DETAIL DESIGN   |
| C   | 05/11/15 | MM         | CP      | ISSUED FOR SQUAD CHECK     |
| D   | 05/11/15 | MM         | CP      | ISSUED FOR CLIENT REVIEW   |
| E   | 13/11/15 | MM         | CP      | ISSUED CLIENT APPROVAL     |

**WorleyParsons**  
resources & energy  
39 MELROSE BOULEVARD, MELROSE ARCH, JOHANNESBURG  
P.O. Box 61232, MARSHALLTOWN, 2107  
TEL: +27 (0)11 218 3000  
FAX: +27(0)11 218 3100  
www.worlparsons.com  
WorleyParsons RSA (Pty) Ltd.

ARCUS CONSULTORES, Lda.  
+Arquitetos +Ingenheiros Técnicos  
+Engenheiros +Engenharia Multidisciplinar  
+Ar. 25 de Setembro, 341676 1ª andar Frontal  
+Telefone: 021 21 311 714 Lisboa-Portugal  
+E-mail: arcosconsultores@rcabo.co.mz

**MESCH**  
arquitectos

| NAME                              | SIGNATURE | DATE |
|-----------------------------------|-----------|------|
| DRAWN BY: ARCUS /MIN.HEALTH       |           |      |
| CHECKED: MESCH                    |           |      |
| DESIGNER: ARCUS /MIN.HEALTH       |           |      |
| PR ENG:                           |           |      |
| PROJECT ENG MANAGER: L PADAYACHEE |           |      |
| LOCAL PR ENG:                     |           |      |
| CLIENT:                           |           |      |

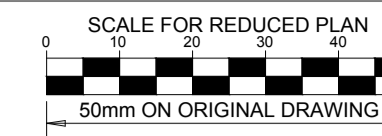
**MOZAMBIQUE**  
GAS DEVELOPMENT PROJECT

**Anadarko**  
Mozambique Área 1, Lda

PROJECT  
AMA 1  
RESETTLEMENT  
VILLAGE  
DRAWING DESCRIPTION  
HEALTH CLINIC - MATERNITY  
CONCRETE SHADING DETAIL  
CENTRO DE SAUDE - MATERNIDADE  
DETALHES DA LAJETA

| SCALE                            | DATE          |
|----------------------------------|---------------|
| AS SHOWN<br>ORIGINAL DWG SIZE A1 | NOVEMBER 2015 |
| DRAWING NUMBER                   | REV NO        |
| C00290-00-AR-DEL-0014-001        | E             |
| ANADARKO DRAWING NUMBER          |               |
| EA-MZ-CI0100-WOR-E05-00132-01    |               |





**NOTES**

THE FOLLOWING PROCESS MUST BE FOLLOWED WHEN CONSTRUCTING THE FOUNDATIONS, AS PER THE GEOTECHNICAL REPORT (SEE GENERAL NOTES DRAWING FOR MORE INFORMATION):

- a) EXCAVATE DOWN TO A MINIMUM DEPTH OF 1.25m.
- b) COMPACT THE BASE OF THE EXCAVATION TO 95% MDD (MAXIMUM DRY DENSITY) USING HEAVY PLATE-TYPE COMPACTORS. ALL SOFT CLAY RICH MATERIALS ENCOUNTERED AT THE BASE OF THE EXCAVATION ARE TO BE REMOVED AND REPLACED WITH COHESIONLESS MATERIAL ORIGINALLY EXCAVATED OUT, LESS THE CLAY RICH COMPONENT, AND COMPACTED TO 95% MDD.
- c) BACKFILL EXCAVATION WITH A MINIMUM OF 500mm OF THE MATERIAL ORIGINALLY EXCAVATED, LESS THE CLAY RICH COMPONENT. THIS MATERIAL SHOULD BE PLACED IN LAYERS NOT EXCEEDING 150mm LOOSE THICKNESS AND COMPACTED TO 95% MDD TO FORM A BEARING PAD TO CONSTRUCT THE CONCRETE FOUNDATIONS ON.
- d) THE BEARING PAD SHOULD EXTEND TO AT LEAST 50% OF THE WIDTH OF THE CONCRETE FOUNDATION ON EITHER SIDE.
- e) CONCRETE FOUNDATIONS MAY THEN BE CONSTRUCTED ON THE BACKFILL.

**ISSUED FOR CONSTRUCTION**

WorleyParsons RSA retains the copyright in all intellectual property, including designs and/or documents prepared in terms of this appointment for the project covered by the appointment. The client may use the designs and/or documents for the sole purpose of their intended use on this project only subject to payment for the design having been received. Use for any other purpose, whether or not the design and/or documents have been paid for constitutes an infringement of copyright, and all rights are reserved. All dimensions must be verified on site before the works commence. Refer any discrepancies to the Engineer. Copyright reserved

**REVISIONS**

| NO. | DATE     | CHECKED | DONE BY | DESCRIPTION                |
|-----|----------|---------|---------|----------------------------|
| A   | 05/11/15 | MM      | CP      | ISSUED FOR INTERNAL REVIEW |
| B   | 05/11/15 | MM      | CP      | ISSUED FOR DETAIL DESIGN   |
| C   | 05/11/15 | MM      | CP      | ISSUED FOR SQUAD CHECK     |
| D   | 05/11/15 | MM      | CP      | ISSUED FOR CLIENT REVIEW   |
| E   | 13/11/15 | MM      | CP      | ISSUED CLIENT APPROVAL     |
| 0   | 25/11/15 | MM      | CP      | ISSUED FOR CONSTRUCTION    |



39 MELROSE BOULEVARD, MELROSE ARCH, JOHANNESBURG  
P.O. Box 61232, MARSHALLTOWN, 2107  
TEL: +27 (0)11 218 3000  
FAX: +27(0)11 218 3100  
www.worleyparsons.com  
WorleyParsons RSA (Pty) Ltd.

ARCUS CONSULTORES, Lda.  
Arquitetura • Planeamento Físico  
Urbanismo • Engenharia Multidisciplinar  
Av. 25 de Setembro, Nº1676 1º andar Frontal  
Tel/Fax: (258) 21 311 224 Maputo/Moçambique  
E-mail: arcosconsultores@netcabo.co.mz



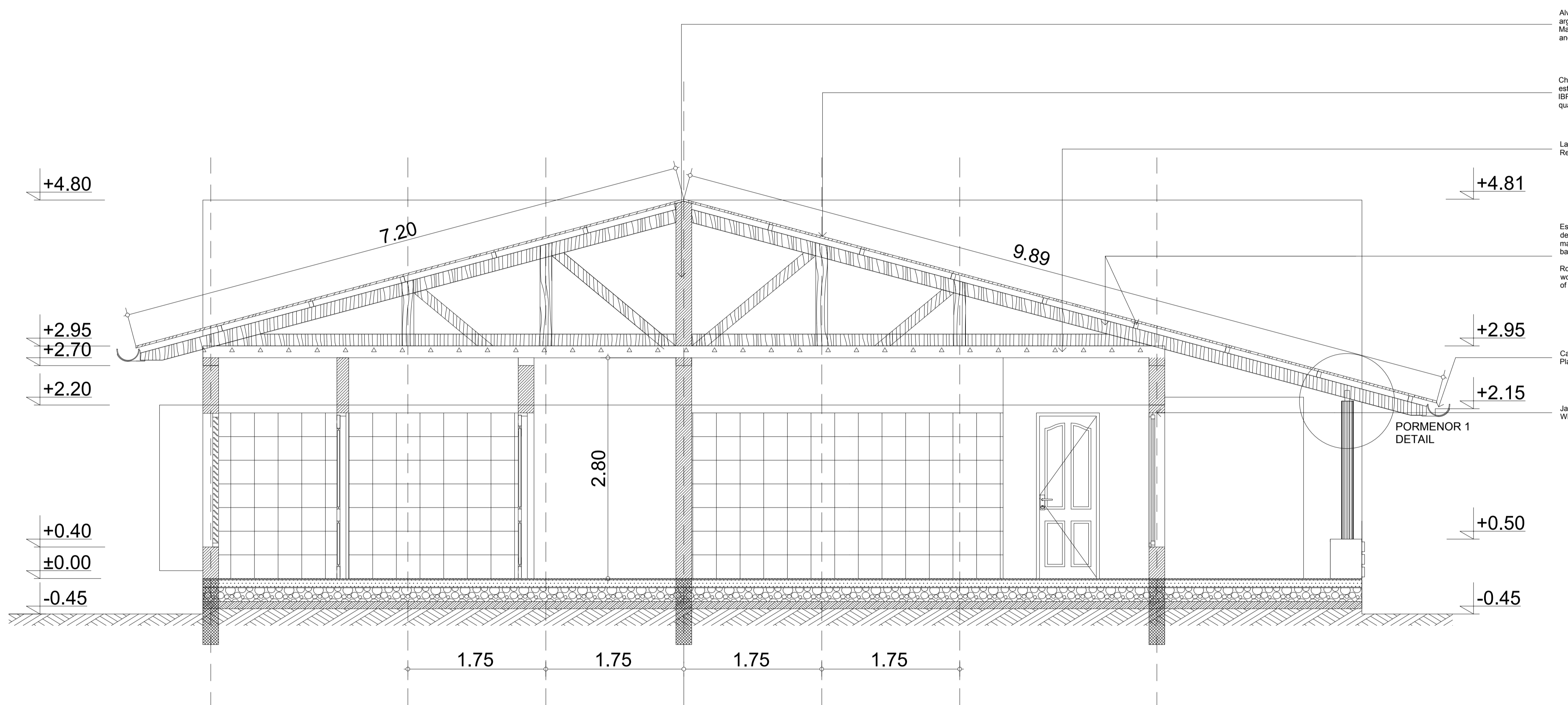
| NAME                               | SIGNATURE | DATE |
|------------------------------------|-----------|------|
| DRAWN BY: ARCUS /MIN.HEALTH        |           |      |
| CHECKED: MESCH                     |           |      |
| DESIGNER: ARCUS /MIN.HEALTH        |           |      |
| PR ENG:                            |           |      |
| PROJECT ENG. MANAGER: L PADAYACHEE |           |      |
| LOCAL PR ENG:                      |           |      |
| CLIENT:                            |           |      |



PROJECT  
**AMA 1**  
**RESETTLEMENT VILLAGE**

DRAWING DESCRIPTION  
**HEALTH CLINIC-MATERNITY TYPICAL SECTION**  
**CENTRO DE SAUDE - MATERNIDADE CORTE TIPO**

|  |                     |
|--|---------------------|
| SCALE: AS SHOWN  | DATE: NOVEMBER 2015 |
| DRAWING NUMBER: C00290-00-AR-DRD-0011-001              | REV NO: 0           |
| ANADARKO DRAWING NUMBER: EA-MZ-CI0100-WOR-E05-00131-01 |                     |



Avenaria em bloco de com 20x20x40cm, assente em argamassa de cimento e areia ao traço de 1:5  
Masonry block with 20x20x40cm, based on cement mortar and sand to the mark of 1: 5

Chapa IBR esmaltada a cor azul, com 0.6mm de espessura, assente em estrutura madeira de boa qualidade.  
IBR plate enamelled in blue, with a thickness of 0.6mm, based on good quality wood structure.

Laje em betão armado.  
Reinforced concrete slab.

Estrutura da cobertura em madeira de pinho tratada contra agentes deterioradores: mades de 150x150mm, com 1.5m de afastamento entre os eixos, e barcos de 80x50mm, com 1.2m de afastamento entre os eixos.  
Roof structure in pine wood treated against spoilage agents, wombs of 150x150mm, with 1.5m of clearance between the axes, and bars of 80x50mm, with 1.2m distance between the axes.

Caleira plastica em PVC.  
Plastic gutter PVC

Janela em madeira de boa qualidade com vidro transparente de 4mm.  
Window in good quality wood with clear glass 4mm.

ESTE DESENHO É PARA SER LIDO EM CONJUNTO COM:

THIS DRAWING IS TO BE READ IN CONJUNCTION WITH:

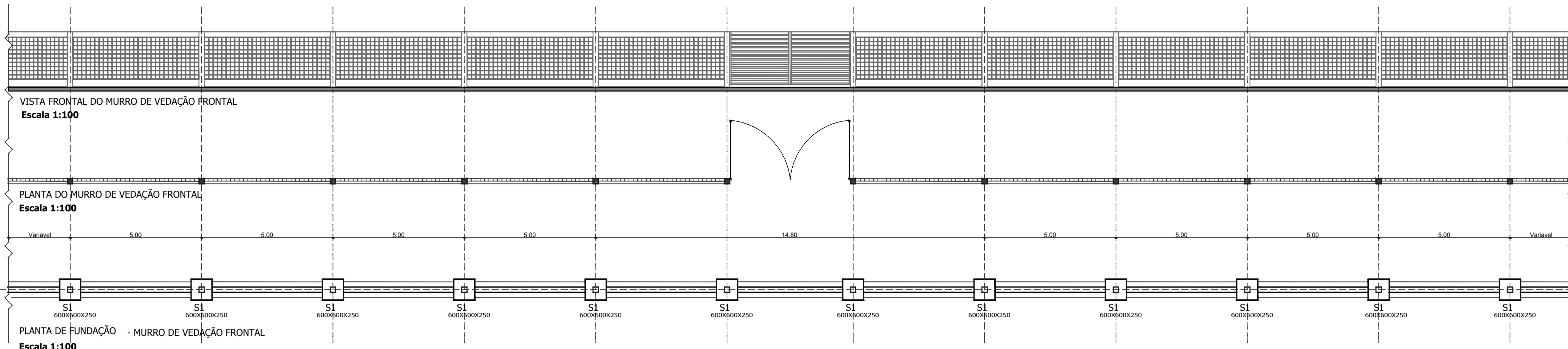
- ARCHITECTURAL  
EA-MZ-CI0100-WOR-E04-00031-01  
EA-MZ-CI0100-WOR-E05-00125-01  
EA-MZ-CI0100-WOR-E05-00126-01  
EA-MZ-CI0100-WOR-E05-00127-01  
EA-MZ-CI0100-WOR-E05-00128-01  
EA-MZ-CI0100-WOR-E05-00129-01  
EA-MZ-CI0100-WOR-E05-00129-01  
EA-MZ-CI0100-WOR-E05-00130-01  
EA-MZ-CI0100-WOR-E05-00131-01  
EA-MZ-CI0100-WOR-E05-00132-01  
EA-MZ-CI0100-WOR-E05-00133-01  
EA-MZ-CI0100-WOR-E05-00134-01

- STRUCTURAL  
EA-MZ-CI0100-WOR-E05-00076-01  
EA-MZ-CI0100-WOR-E05-00077-01  
EA-MZ-CI0100-WOR-E05-00078-01  
EA-MZ-CI0100-WOR-E05-00079-01  
EA-MZ-CI0100-WOR-E05-00080-01  
EA-MZ-CI0100-WOR-E05-00081-01  
EA-MZ-CI0100-WOR-E05-00082-01

- WATER  
EA-MZ-CI0100-WOR-E05-00109-01  
EA-MZ-CI0100-WOR-E05-00195-01  
EA-MZ-CI0100-WOR-E05-00195-02  
EA-MZ-CI0100-WOR-E05-00195-03

- ELECTRICAL  
EA-MZ-CI0100-WOR-E02-00026-01

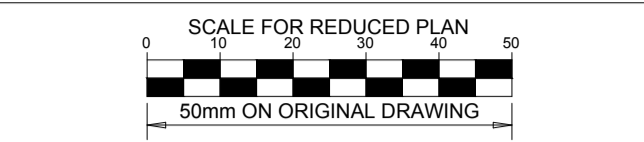
CORTE B-B  
SECTION B-B



ESTE DESENHO É PARA SER LIDO EM CONJUNTO COM:

THIS DRAWING IS TO BE READ IN CONJUNCTION WITH:

- ARCHITECTURAL  
EA-MZ-CI0100-WOR-E04-00031-01  
EA-MZ-CI0100-WOR-E05-00125-01  
EA-MZ-CI0100-WOR-E05-00126-01  
EA-MZ-CI0100-WOR-E05-00127-01  
EA-MZ-CI0100-WOR-E05-00128-01  
EA-MZ-CI0100-WOR-E05-00129-01  
EA-MZ-CI0100-WOR-E05-00129-01  
EA-MZ-CI0100-WOR-E05-00130-01  
EA-MZ-CI0100-WOR-E05-00131-01  
EA-MZ-CI0100-WOR-E05-00132-01  
EA-MZ-CI0100-WOR-E05-00133-01  
EA-MZ-CI0100-WOR-E05-00134-01
- STRUCTURAL  
EA-MZ-CI0100-WOR-E05-00076-01  
EA-MZ-CI0100-WOR-E05-00077-01  
EA-MZ-CI0100-WOR-E05-00078-01  
EA-MZ-CI0100-WOR-E05-00079-01  
EA-MZ-CI0100-WOR-E05-00080-01  
EA-MZ-CI0100-WOR-E05-00081-01  
EA-MZ-CI0100-WOR-E05-00082-01
- WATER  
EA-MZ-CI0100-WOR-E05-00109-01  
EA-MZ-CI0100-WOR-E05-00195-01  
EA-MZ-CI0100-WOR-E05-00195-02  
EA-MZ-CI0100-WOR-E05-00195-03
- ELECTRICAL  
EA-MZ-CI0100-WOR-E02-00026-01



NOTES

- THE FOLLOWING PROCESS MUST BE FOLLOWED WHEN CONSTRUCTING THE FOUNDATIONS, AS PER THE GEOTECHNICAL REPORT (SEE GENERAL NOTES DRAWING FOR MORE INFORMATION):
- EXCAVATE DOWN TO A MINIMUM DEPTH OF 1.25m.
  - COMPACT THE BASE OF THE EXCAVATION TO 95% MDD (MAXIMUM DRY DENSITY) USING HEAVY PLATE-TYPE COMPACTORS. ALL SOFT CLAY RICH MATERIALS ENCOUNTERED AT THE BASE OF THE EXCAVATION ARE TO BE REMOVED AND REPLACED WITH COHESIONLESS MATERIAL, ORIGINALLY EXCAVATED OUT, LESS THE CLAY RICH COMPONENT, AND COMPACTED TO 95% MDD.
  - BACKFILL EXCAVATION WITH A MINIMUM OF 500mm OF THE MATERIAL ORIGINALLY EXCAVATED, LESS THE CLAY RICH COMPONENT. THIS MATERIAL SHOULD BE PLACED IN LAYERS NOT EXCEEDING 150mm LOOSE THICKNESS AND COMPACTED TO 95% MDD TO FORM A BEARING PAD TO CONSTRUCT THE CONCRETE FOUNDATIONS ON.
  - THE BEARING PAD SHOULD EXTEND TO AT LEAST 50% OF THE WIDTH OF THE CONCRETE FOUNDATION ON EITHER SIDE.
  - CONCRETE FOUNDATIONS MAY THEN BE CONSTRUCTED ON THE BACKFILL.

ISSUED FOR CONSTRUCTION

WorleyParsons RSA retains the copyright in all intellectual property, including designs and/or documents prepared in terms of this appointment for the project covered by the appointment. The client may use the designs and/or documents for the sole purpose of their intended use on this project only subject to payment for the design having been received. Use for any other purpose, whether or not the design and/or documents have been paid for constitutes an infringement of copyright, and all rights are reserved. All dimensions must be verified on site before the works commence. Refer any discrepancies to the Engineer. Copyright reserved

REVISIONS

| NO. | DATE     | CHECKED BY | DONE BY | DESCRIPTION                |
|-----|----------|------------|---------|----------------------------|
| A   | 05/11/15 | MM         | CP      | ISSUED FOR INTERNAL REVIEW |
| B   | 05/11/15 | MM         | CP      | ISSUED FOR DETAIL DESIGN   |
| C   | 05/11/15 | MM         | CP      | ISSUED FOR SQUAD CHECK     |
| D   | 05/11/15 | MM         | CP      | ISSUED FOR CLIENT REVIEW   |
| E   | 13/11/15 | MM         | CP      | ISSUED CLIENT APPROVAL     |
| O   | 25/11/15 | MM         | CP      | ISSUED FOR CONSTRUCTION    |

**WorleyParsons**  
resources & energy

39 MELROSE BOULEVARD, MELROSE ARCH, JOHANNESBURG  
P.O. Box 61232, MARSHALLTOWN, 2107  
TEL: +27 (0)11 218 3000  
FAX: +27(0)11 218 3100  
www.worleyparsons.com  
WorleyParsons RSA (Pty) Ltd.

ARCUS CONSULTORES, Lda.  
Arquitetura | Planeamento Físico  
Urbanismo | Engenharia Hidráulica  
Av. 25 de Setembro, Nº1675, 1º andar Frontal  
Tel: (258) 21 311 214 Maputo Moçambique  
E-mail: arcusconsultores@vni.co.mz

**MESCH**  
arquitectos

| NAME                        | SIGNATURE | DATE |
|-----------------------------|-----------|------|
| DRAWN BY: ARCUS /MIN HEALTH |           |      |
| CHECKED: MESCH              |           |      |
| DESIGNER: ARCUS /MIN HEALTH |           |      |
| PR ENG: L PADAYACHEE        |           |      |
| PROJECT ENG MANAGER         |           |      |
| LOCAL PR ENG:               |           |      |
| CLIENT:                     |           |      |

CLIENT

**MOZAMBIQUE**  
GAS DEVELOPMENT PROJECT

**Anadarko**  
Moçambique Área 1, Lda

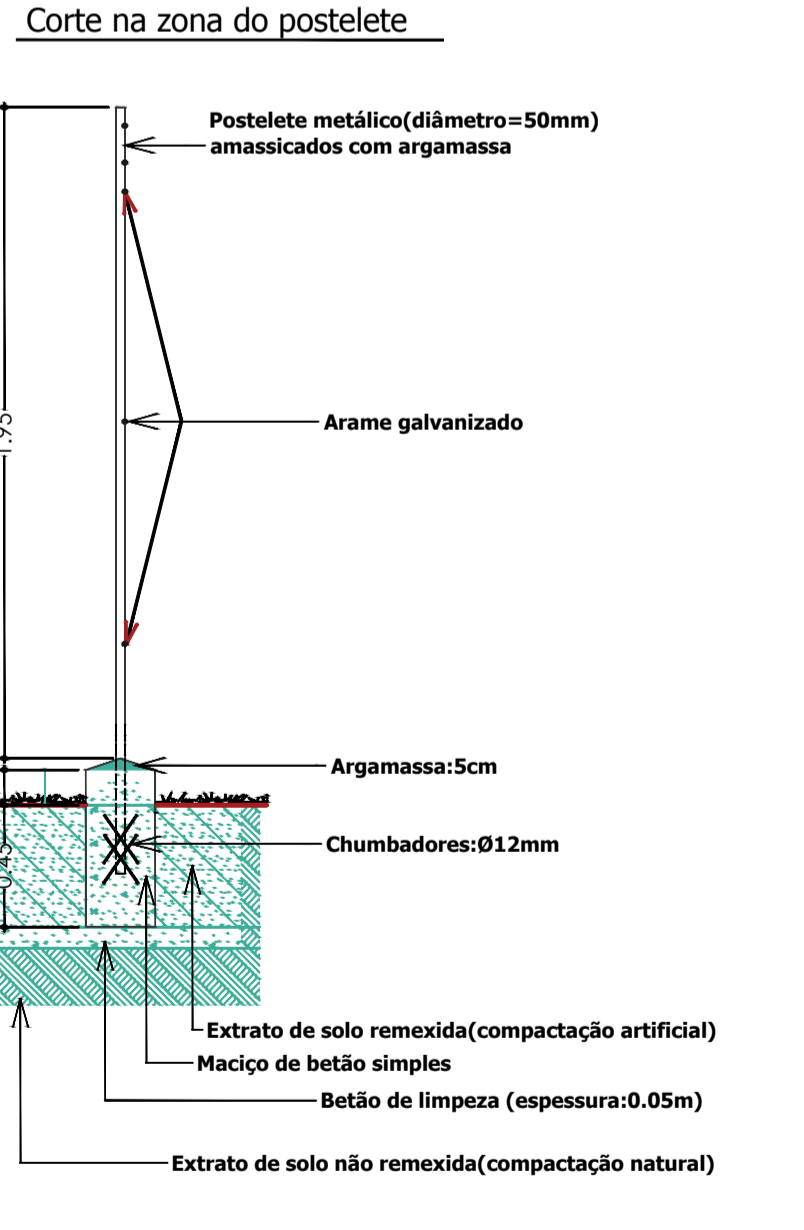

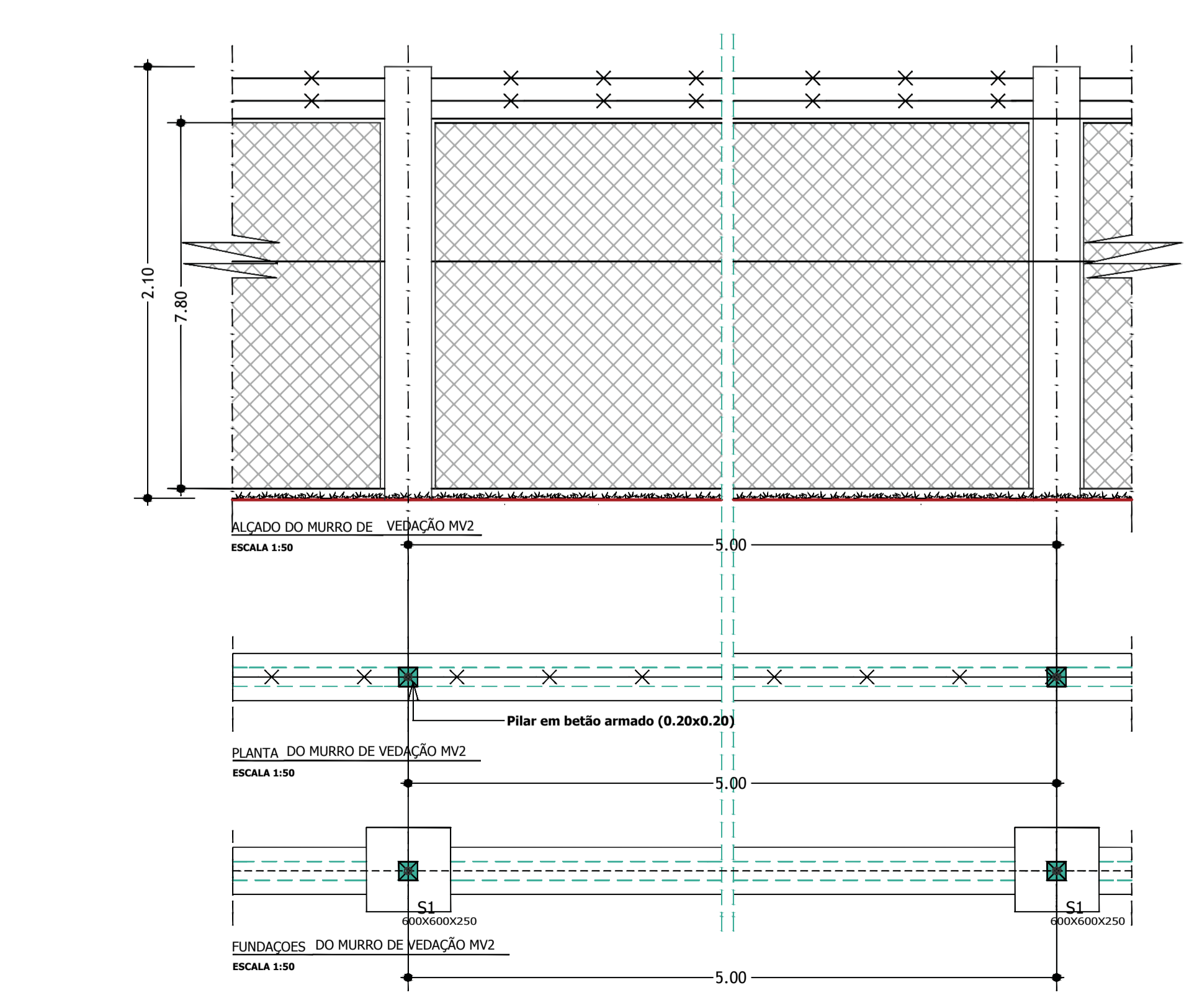
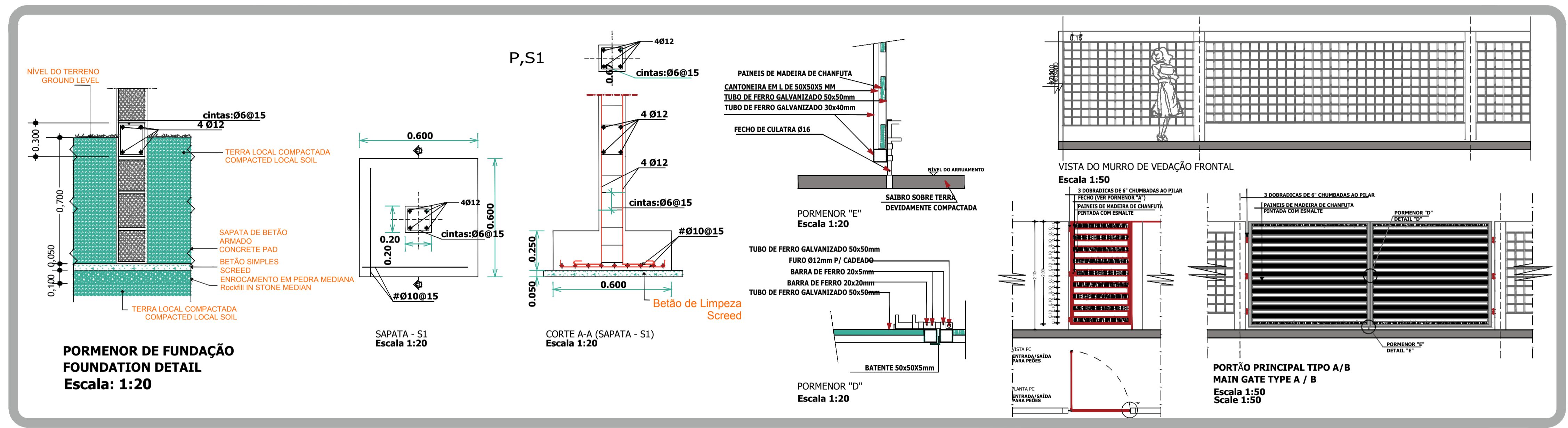
PROJECT  
AMA 1  
RESETTLEMENT VILLAGE

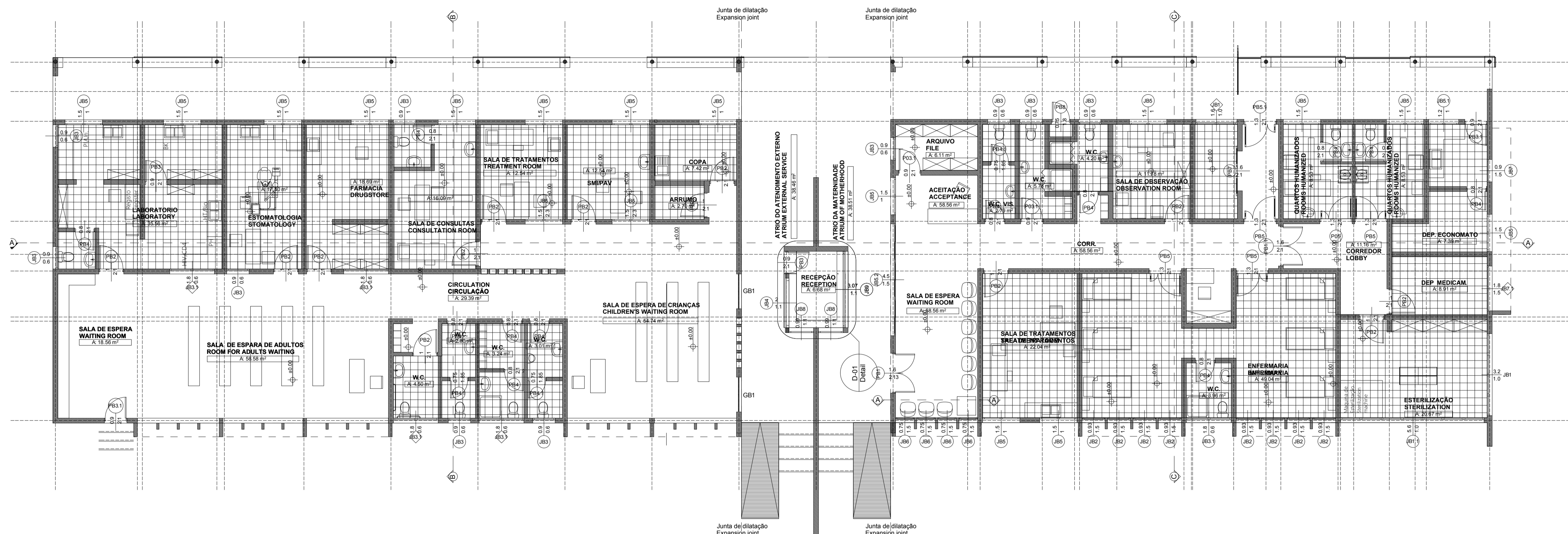
DRAWING DESCRIPTION  
HEALTH CLINIC - MATERNITY WALL FENCE DETAILS

CENTRO DE SAUDE - MATERNIDADE PORMENOR DO MURO

| SCALE  | DATE          |
|--|---------------|
| AS SHOWN<br>ORIGINAL DWG SIZE A1                         | NOVEMBER 2015 |
| DRAWING NUMBER<br>C00290-00-AR-DLP-0006-001              | REV NO<br>0   |
| ANADARKO DRAWING NUMBER<br>EA-MZ-CI0100-WOR-E05-00130-01 |               |

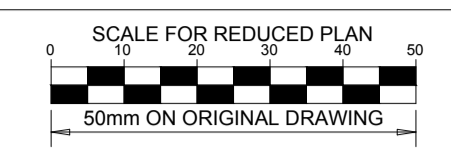
OS PILARETES DEVEM SEREM AMASSICADOS COM ARGAMASSA  
UM TUBO DE 5.80M P/3 PILARETES  
NOTA:





PLANTA DE PISO MOBILADA  
EQUIPMENT PLAN

1:100



NOTES

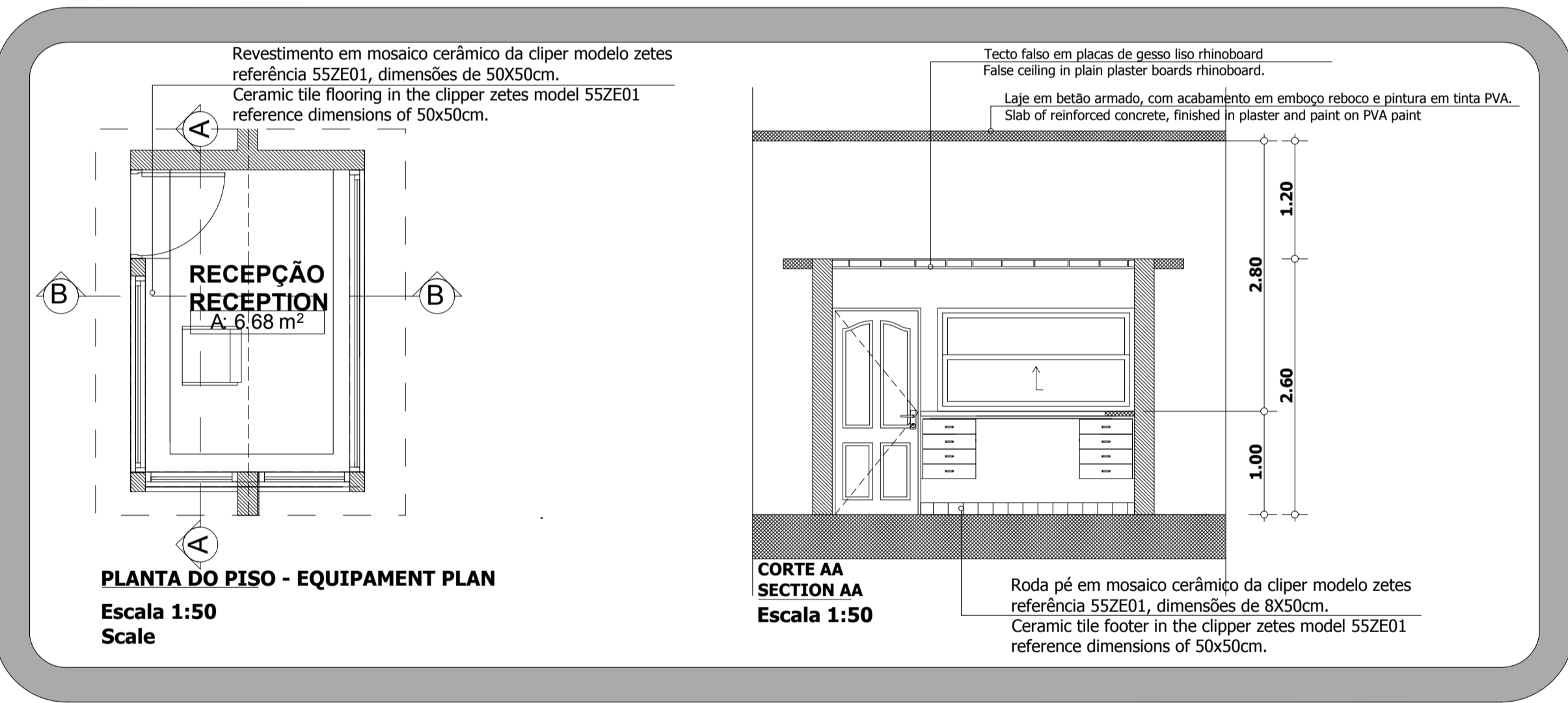
- THE FOLLOWING PROCESS MUST BE FOLLOWED WHEN CONSTRUCTING THE FOUNDATIONS, AS PER THE GEOTECHNICAL REPORT (SEE GENERAL NOTES DRAWING FOR MORE INFORMATION):
- a) EXCAVATE DOWN TO A MINIMUM DEPTH OF 1.25m.
- b) COMPACT THE BASE OF THE EXCAVATION TO 95% MDD (MAXIMUM DRY DENSITY) USING HEAVY PLATE-TYPE COMPACTORS. ALL SOFT CLAY RICH MATERIALS ENCOUNTERED AT THE BASE OF THE EXCAVATION ARE TO BE REMOVED AND REPLACED WITH COHESIONLESS MATERIAL. ORIGINALLY EXCAVATED OUT, LESS THE CLAY RICH COMPONENT, AND COMPACTED TO 95% MDD.
- c) BACKFILL EXCAVATION WITH A MINIMUM OF 500mm OF THE MATERIAL ORIGINALLY EXCAVATED, LESS THE CLAY RICH COMPONENT. THIS MATERIAL SHOULD BE PLACED IN LAYERS NOT EXCEEDING 150mm LOOSE THICKNESS AND COMPACTED TO 95% MDD TO FORM A BEARING PAD TO CONSTRUCT THE CONCRETE FOUNDATIONS ON.
- d) THE BEARING PAD SHOULD EXTEND TO AT LEAST 50% OF THE WIDTH OF THE CONCRETE FOUNDATION ON EITHER SIDE.
- e) CONCRETE FOUNDATIONS MAY THEN BE CONSTRUCTED ON THE BACKFILL.

ISSUED FOR CONSTRUCTION

WorleyParsons RSA retains the copyright in all intellectual property, including designs and/or documents prepared in terms of this appointment for the project covered by the appointment. The client may use the designs and/or documents for the sole purpose of their intended use on this project only subject to payment for the design having been received. Use for any other purpose, whether or not the design and/or documents have been paid for constitutes an infringement of copyright, and all rights are reserved. All dimensions must be verified on site before the works commence. Refer any discrepancies to the Engineer. Copyright reserved

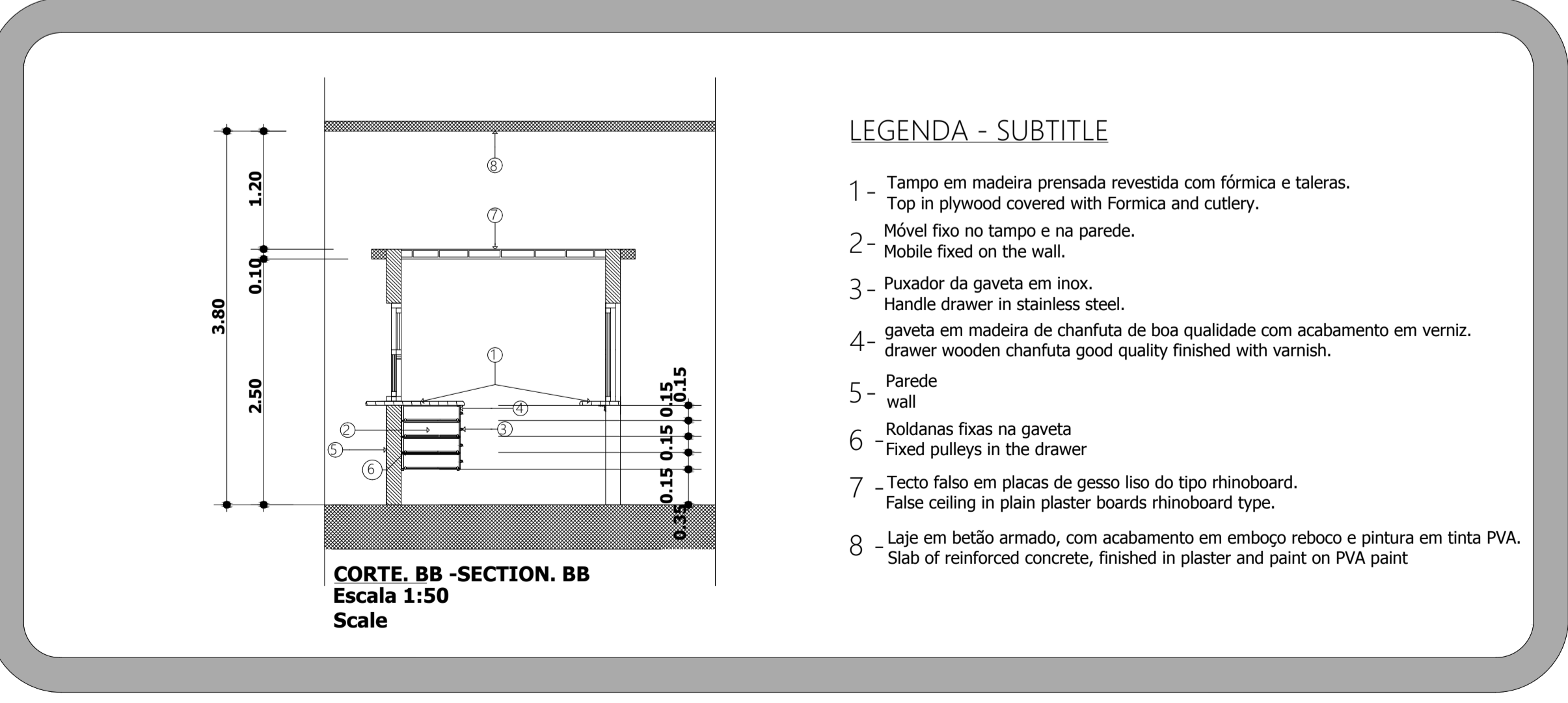
REVISIONS

| NO. | DATE     | CHECKED BY | DONE BY | DESCRIPTION                |
|-----|----------|------------|---------|----------------------------|
| A   | 05/11/15 | MM         | CP      | ISSUED FOR INTERNAL REVIEW |
| B   | 05/11/15 | MM         | CP      | ISSUED FOR DETAIL DESIGN   |
| C   | 05/11/15 | MM         | CP      | ISSUED FOR SQUAD CHECK     |
| D   | 05/11/15 | MM         | CP      | ISSUED FOR CLIENT REVIEW   |
| E   | 13/11/15 | MM         | CP      | ISSUED CLIENT APPROVAL     |
| O   | 25/11/15 | MM         | CP      | ISSUED FOR CONSTRUCTION    |



PLANTA DO PISO - EQUIPMENT PLAN  
Escala 1:50  
Scale

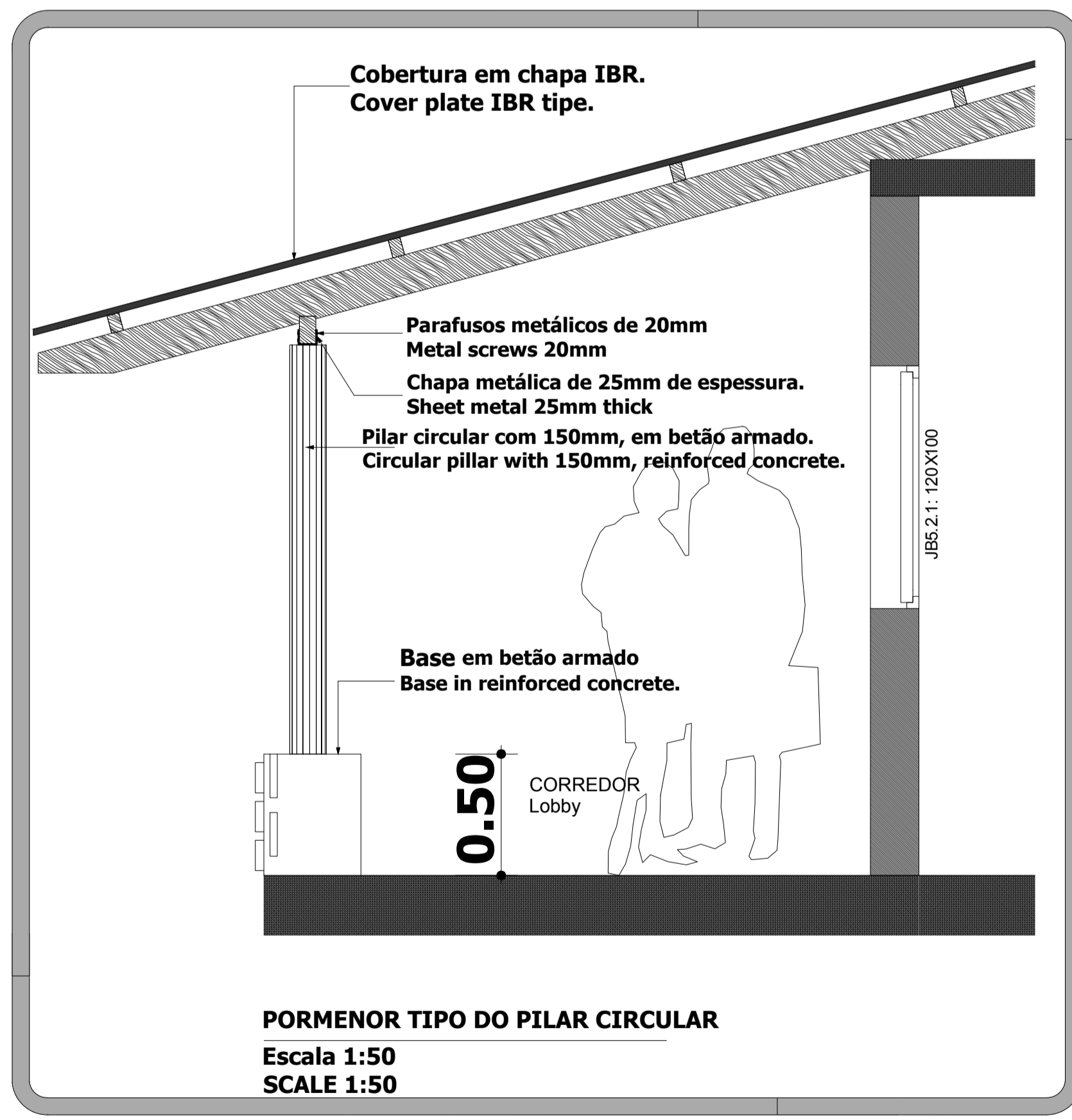
CORTE AA  
SECTION AA  
Escala 1:50



CORTE BB - SECTION BB  
Escala 1:50  
Scale

LEGENDA - SUBTITLE

- Tampo em madeira prensada revestida com fórmica e taleras. Top in plywood covered with Formica and cutlery.
- Móvel fixo no tampo e na parede. Mobile fixed on the wall.
- Puxador da gaveta em inox. Handle drawer in stainless steel.
- gaveta em madeira de chanfuta de boa qualidade com acabamento em verniz. drawer wooden chanfuta good quality finished with varnish.
- Parede wall
- Roldanas fixas na gaveta Fixed pulleys in the drawer
- Tecto falso em placas de gesso liso do tipo rhinoboard. False ceiling in plain plaster boards rhinoboard type.
- Laje em betão armado, com acabamento em emboço reboco e pintura em tinta PVA. Slab of reinforced concrete, finished in plaster and paint on PVA paint



PORMENOR TIPO DO PILAR CIRCULAR  
Escala 1:50  
SCALE 1:50

ESTE DESENHO É PARA SER LIDO EM CONJUNTO COM:  
THIS DRAWING IS TO BE READ IN CONJUNCTION WITH:

ARCHITECTURAL  
EA-MZ-Ci0100-WOR-E04-00031-01  
EA-MZ-Ci0100-WOR-E05-00125-01  
EA-MZ-Ci0100-WOR-E05-00126-01  
EA-MZ-Ci0100-WOR-E05-00127-01  
EA-MZ-Ci0100-WOR-E05-00128-01  
EA-MZ-Ci0100-WOR-E05-00129-01

STRUCTURAL  
EA-MZ-Ci0100-WOR-E05-00076-01  
EA-MZ-Ci0100-WOR-E05-00077-01  
EA-MZ-Ci0100-WOR-E05-00078-01  
EA-MZ-Ci0100-WOR-E05-00079-01  
EA-MZ-Ci0100-WOR-E05-00080-01

EA-MZ-Ci0100-WOR-E05-00129-01  
EA-MZ-Ci0100-WOR-E05-00130-01  
EA-MZ-Ci0100-WOR-E05-00131-01  
EA-MZ-Ci0100-WOR-E05-00132-01  
EA-MZ-Ci0100-WOR-E05-00133-01  
EA-MZ-Ci0100-WOR-E05-00134-01

ELECTRICAL  
EA-MZ-Ci0100-WOR-E02-00026-01

**WorleyParsons**  
resources & energy  
39 MELROSE BOULEVARD, MELROSE ARCH, JOHANNESBURG  
P.O. Box 61232, MARSHALLTOWN, 2107  
TEL: +27 (0)11 218 3000  
FAX: +27(0)11 218 3100  
www.worleyparsons.com  
WorleyParsons RSA (Pty) Ltd.

ARCUS CONSULTORES, Lda.

| NAME               | SIGNATURE | DATE |
|--------------------|-----------|------|
| ARCUS / MIN HEALTH |           |      |
| MESCH              |           |      |
| ARCUS / MIN HEALTH |           |      |
| L PADAYACHEE       |           |      |

**MESCH**  
arquitectos

**Mozambique**  
GAS DEVELOPMENT PROJECT

**Anadarko**  
Moçambique Área 1, Lda

PROJECT  
AMA 1  
RESETTLEMENT VILLAGE

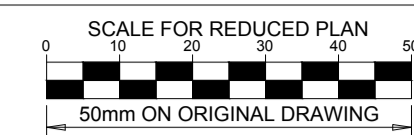
DRAWING DESCRIPTION  
HEALTH CLINIC - MATERNIDADE  
FURNITURE PLAN & DETAILS

CENTRO DE SAUDE - MATERNIDADE  
PLANTA DE PISO MOBILADA E  
PORMENORES

| SCALE    | DATE          |
|----------|---------------|
| AS SHOWN | NOVEMBER 2015 |

| DRAWING NUMBER            | REV NO |
|---------------------------|--------|
| C00290-00-AR-DLP-0007-001 | 0      |

ANADARKO DRAWING NUMBER  
EA-MZ-Ci0100-WOR-E05-00129-01



**NOTES**

- THE FOLLOWING PROCESS MUST BE FOLLOWED WHEN CONSTRUCTING THE FOUNDATIONS, AS PER THE GEOTECHNICAL REPORT (SEE GENERAL NOTES DRAWING FOR MORE INFORMATION):
- a) EXCAVATE DOWN TO A MINIMUM DEPTH OF 1.25m.
  - b) COMPACT THE BASE OF THE EXCAVATION TO 95% MDD (MAXIMUM DRY DENSITY) USING HEAVY PLATE-TYPE COMPACTORS. ALL SOFT CLAY RICH MATERIALS ENCOUNTERED AT THE BASE OF THE EXCAVATION ARE TO BE REMOVED AND REPLACED WITH COHESIONLESS MATERIAL ORIGINALLY EXCAVATED OUT, LESS THE CLAY RICH COMPONENT, AND COMPACTED TO 95% MDD.
  - c) BACKFILL EXCAVATION WITH A MINIMUM OF 500mm OF THE MATERIAL ORIGINALLY EXCAVATED, LESS THE CLAY RICH COMPONENT. THIS MATERIAL SHOULD BE PLACED IN LAYERS NOT EXCEEDING 150mm LOOSE THICKNESS AND COMPACTED TO 95% MDD TO FORM A BEARING PAD TO CONSTRUCT THE CONCRETE FOUNDATIONS ON.
  - d) THE BEARING PAD SHOULD EXTEND TO AT LEAST 50% OF THE WIDTH OF THE CONCRETE FOUNDATION ON EITHER SIDE.
  - e) CONCRETE FOUNDATIONS MAY THEN BE CONSTRUCTED ON THE BACKFILL.

**ISSUED FOR CONSTRUCTION**

WorleyParsons RSA retains the copyright in all intellectual property, including designs and/or documents prepared in terms of this appointment for the project covered by the appointment. The client may use the designs and/or documents for the sole purpose of their intended use on this project only subject to payment for the design having been received. Use for any other purpose, whether or not the design and/or documents have been paid for constitutes an infringement of copyright, and all rights are reserved. All dimensions must be verified on site before the works commence. Refer any discrepancies to the Engineer. Copyright reserved

**REVISIONS**

| NO. | DATE     | CHECKED | DONE BY | DESCRIPTION                |
|-----|----------|---------|---------|----------------------------|
| A   | 05/11/15 | MM      | CP      | ISSUED FOR INTERNAL REVIEW |
| B   | 05/11/15 | MM      | CP      | ISSUED FOR DETAIL DESIGN   |
| C   | 05/11/15 | MM      | CP      | ISSUED FOR SQUAD CHECK     |
| D   | 05/11/15 | MM      | CP      | ISSUED FOR CLIENT REVIEW   |
| E   | 13/11/15 | MM      | CP      | ISSUED CLIENT APPROVAL     |
| 0   | 25/11/15 | MM      | CP      | ISSUED FOR CONSTRUCTION    |

**WorleyParsons**  
resources & energy  
39 MELROSE BOULEVARD, MELROSE ARCH, JOHANNESBURG  
P.O. Box 61232, MARSHALLTOWN, 2107  
TEL: +27 (0)11 218 3000  
FAX: +27(0)11 218 3100  
www.worleyparsons.com  
WorleyParsons RSA (Pty) Ltd.

ARCUS CONSULTORES, Lda.  
Arquitetura, Planeamento Físico, Urbanismo, Engenharia Multidisciplinar  
Av. 25 de Setembro, Nº1675 1º andar Frontal  
Teléfax: (258) 21 311 724 Maputo-Moçambique  
E-mail: arcosconsultores@arcusltda.mz

**MESCH** arquitectos

| NAME                               | SIGNATURE | DATE |
|------------------------------------|-----------|------|
| DRAWN BY: ARCUS /MIN-HEALTH        |           |      |
| CHECKED: MESCH                     |           |      |
| DESIGNER: ARCUS /MIN-HEALTH        |           |      |
| PR ENG:                            |           |      |
| PROJECT ENG. MANAGER: L PADAYACHEE |           |      |
| LOCAL PR. ENG.:                    |           |      |
| CLIENT:                            |           |      |

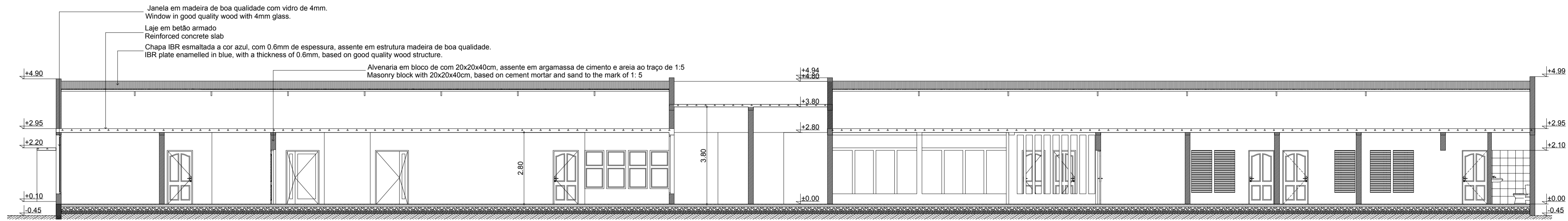
**MOZAMBIQUE**  
GAS DEVELOPMENT PROJECT

**Anadarko**  
Moçambique Área 1, Lda

**PROJECT AMA 1 RESETTLEMENT VILLAGE**

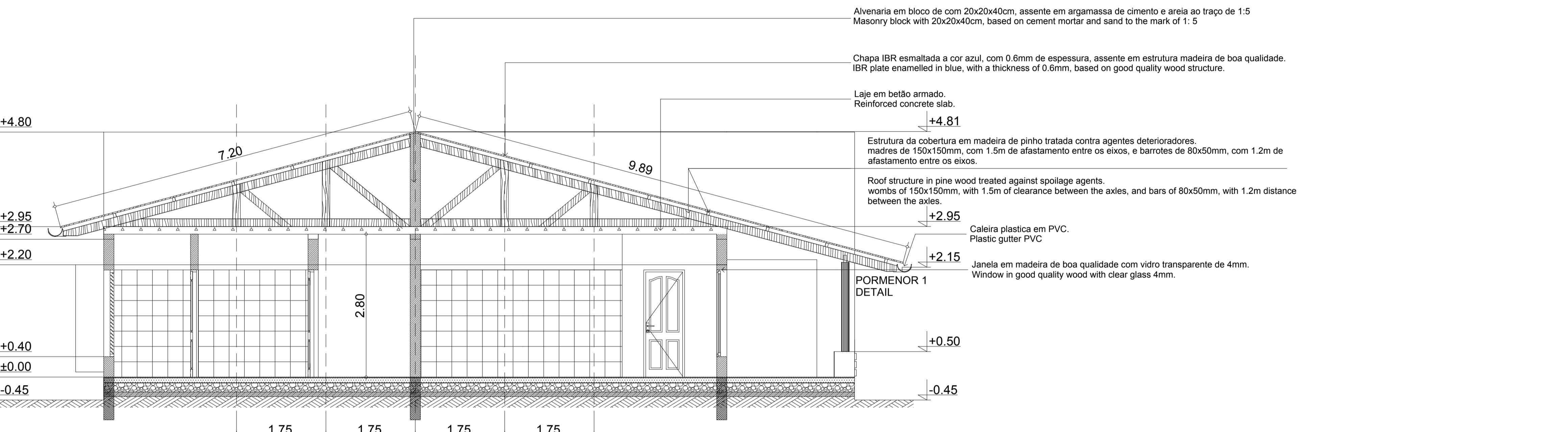
DRAWING DESCRIPTION  
**HEALTH CLINIC - MATERNITY SECTIONS**  
**CENTRO DE SAUDE - MATERNIDADE CORTES**

|  |                     |
|--|---------------------|
| SCALE: AS SHOWN  | DATE: NOVEMBER 2015 |
| DRAWING NUMBER: C00290-00-AR-DLP-0008-001              | REV NO: 0           |
| ANADARKO DRAWING NUMBER: EA-MZ-CI0100-WOR-E05-00128-01 |                     |



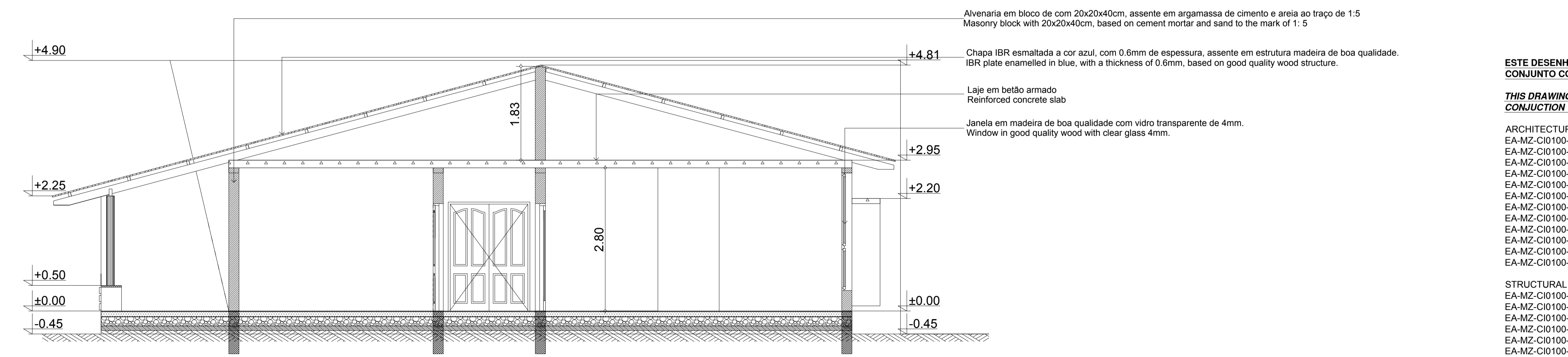
**CORTE A-A SECTION A-A**

1:100



**CORTE B-B SECTION B-B**

1:50



**CORTE C-C SECTION C-C**

1:50

**ESTE DESENHO É PARA SER LIDO EM CONJUNTO COM:**


**THIS DRAWING IS TO BE READ IN CONJUNCTION WITH:**

- ARCHITECTURAL  
EA-MZ-CI0100-WOR-E04-00031-01  
EA-MZ-CI0100-WOR-E05-00125-01  
EA-MZ-CI0100-WOR-E05-00126-01  
EA-MZ-CI0100-WOR-E05-00127-01  
EA-MZ-CI0100-WOR-E05-00128-01  
EA-MZ-CI0100-WOR-E05-00129-01  
EA-MZ-CI0100-WOR-E05-00129-01  
EA-MZ-CI0100-WOR-E05-00130-01  
EA-MZ-CI0100-WOR-E05-00131-01  
EA-MZ-CI0100-WOR-E05-00132-01  
EA-MZ-CI0100-WOR-E05-00133-01  
EA-MZ-CI0100-WOR-E05-00134-01

- STRUCTURAL  
EA-MZ-CI0100-WOR-E05-00076-01  
EA-MZ-CI0100-WOR-E05-00077-01  
EA-MZ-CI0100-WOR-E05-00078-01  
EA-MZ-CI0100-WOR-E05-00079-01  
EA-MZ-CI0100-WOR-E05-00080-01  
EA-MZ-CI0100-WOR-E05-00081-01  
EA-MZ-CI0100-WOR-E05-00082-01

- WATER  
EA-MZ-CI0100-WOR-E05-00109-01  
EA-MZ-CI0100-WOR-E05-00195-01  
EA-MZ-CI0100-WOR-E05-00195-02  
EA-MZ-CI0100-WOR-E05-00195-03

- ELECTRICAL  
EA-MZ-CI0100-WOR-E02-00026-01



**NOTES**

- THE FOLLOWING PROCESS MUST BE FOLLOWED WHEN CONSTRUCTING THE FOUNDATIONS, AS PER THE GEOTECHNICAL REPORT(SEE GENERAL NOTES DRAWING FOR MORE INFORMATION):
- a) EXCAVATE DOWN TO A MINIMUM DEPTH OF 1.25m.
  - b) COMPACT THE BASE OF THE EXCAVATION TO 95% MDD (MAXIMUM DRY DENSITY) USING HEAVY PLATE-TYPE COMPACTORS. ALL SOFT CLAY RICH MATERIALS ENCOUNTERED AT THE BASE OF THE EXCAVATION ARE TO BE REMOVED AND REPLACED WITH COHESIONLESS MATERIAL, ORIGINALLY EXCAVATED OUT, LESS THE CLAY RICH COMPONENT, AND COMPACTED TO 95% MDD.
  - c) BACKFILL EXCAVATION WITH A MINIMUM OF 500mm OF THE MATERIAL ORIGINALLY EXCAVATED, LESS THE CLAY RICH COMPONENT. THIS MATERIAL SHOULD BE PLACED IN LAYERS NOT EXCEEDING 150mm LOOSE THICKNESS AND COMPACTED TO 95% MDD TO FORM A BEARING PAD TO CONSTRUCT THE CONCRETE FOUNDATIONS ON.
  - d) THE BEARING PAD SHOULD EXTEND TO AT LEAST 50% OF THE WIDTH OF THE CONCRETE FOUNDATION ON EITHER SIDE.
  - e) CONCRETE FOUNDATIONS MAY THEN BE CONSTRUCTED ON THE BACKFILL.

**ISSUED FOR CONSTRUCTION**

WorleyParsons RSA retains the copyright in all intellectual property, including designs and/or documents prepared in terms of this appointment for the project covered by the appointment. The client may use the designs and/or documents for the sole purpose of their intended use on this project only subject to payment for the design having been received. Use for any other purpose, whether or not the design and/or documents have been paid for constitutes an infringement of copyright, and all rights are reserved.

All dimensions must be verified on site before the works commence. Refer any discrepancies to the Engineer. Copyright reserved

**REVISIONS**

| NO. | DATE     | CHECKED | DONE BY | DESCRIPTION                |
|-----|----------|---------|---------|----------------------------|
| A   | 05/11/15 | MM      | CP      | ISSUED FOR INTERNAL REVIEW |
| B   | 05/11/15 | MM      | CP      | ISSUED FOR DETAIL DESIGN   |
| C   | 05/11/15 | MM      | CP      | ISSUED FOR SQUAD CHECK     |
| D   | 05/11/15 | MM      | CP      | ISSUED FOR CLIENT REVIEW   |
| E   | 13/11/15 | MM      | CP      | ISSUED CLIENT APPROVAL     |
| O   | 25/11/15 | MM      | CP      | ISSUED FOR CONSTRUCTION    |

**WorleyParsons**  
resources & energy  
39 MELROSE BOULEVARD, MELROSE ARCH, JOHANNESBURG  
P.O. Box 61232, MARSHALLTOWN, 2107  
TEL: +27 (0)11 218 3000  
FAX: +27(0)11 218 3100  
www.worleyparsons.com  
WorleyParsons RSA (Pty) Ltd.

ARCUS CONSULTORES, Lda.  
 ■ Arquitetura ■ Planeamento Físico  
 ■ Urbanismo ■ Engenharia Hidráulica  
 ■ Av. 25 de Setembro, Nº1676 1ª andar Frontal  
 ■ Telef: 298-21 311 1ª e 2ª Andares  
 ■ E-mail: arcusconsultores@vni.co.zm

**MESCH**  
arquitectos

|                      | NAME              | SIGNATURE | DATE |
|----------------------|-------------------|-----------|------|
| DRAWN BY:            | ARCUS /MIN.HEALTH |           |      |
| CHECKED:             | MESCH             | <i>M</i>  |      |
| DESIGNER:            | ARCUS /MIN.HEALTH |           |      |
| PR ENG:              |                   |           |      |
| PROJECT ENG MANAGER: | L PADAYACHEE      | <i>L</i>  |      |
| LOCAL PR ENG:        |                   |           |      |
| CLIENT:              |                   |           |      |

**MOZAMBIQUE**  
GAS DEVELOPMENT PROJECT

**Anadarko**  
Moçambique Área 1, Lda

PROJECT  
**AMA 1**  
**RESETTLEMENT VILLAGE**

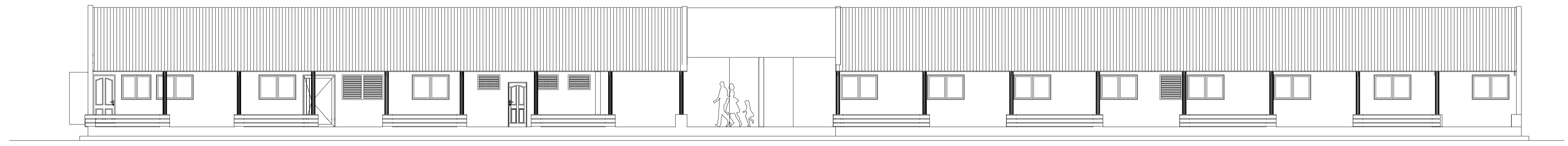
DRAWING DESCRIPTION  
**HEALTH CLINIC - MATERNITY ELEVATIONS**  
**CENTRO DE SAUDE - MATERNIDADE ALÇADOS**

| SCALE                            | DATE          |
|----------------------------------|---------------|
| AS SHOWN<br>ORIGINAL DWG SIZE A1 | NOVEMBER 2015 |
| DRAWING NUMBER                   | REV NO        |
| C00290-00-AR-DLP-0010-001        | 0             |
| ANADARKO DRAWING NUMBER          |               |
| EA-MZ-CI0100-WOR-E05-00127-01    |               |



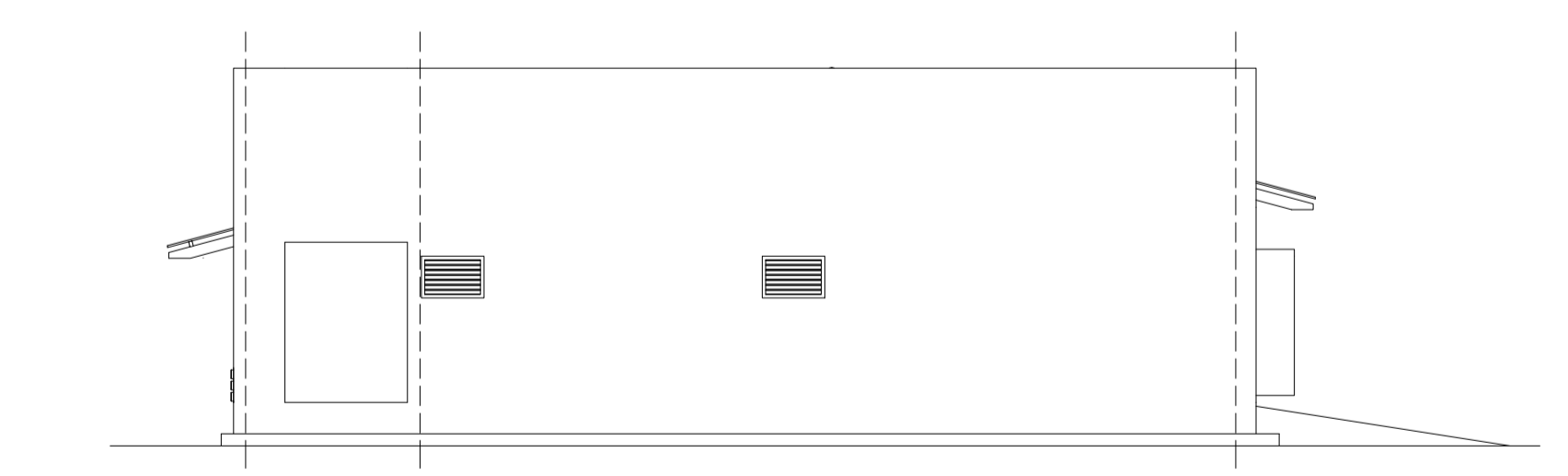
ALÇADO FRONTAL  
FRONTAL ELEVATION

1:100



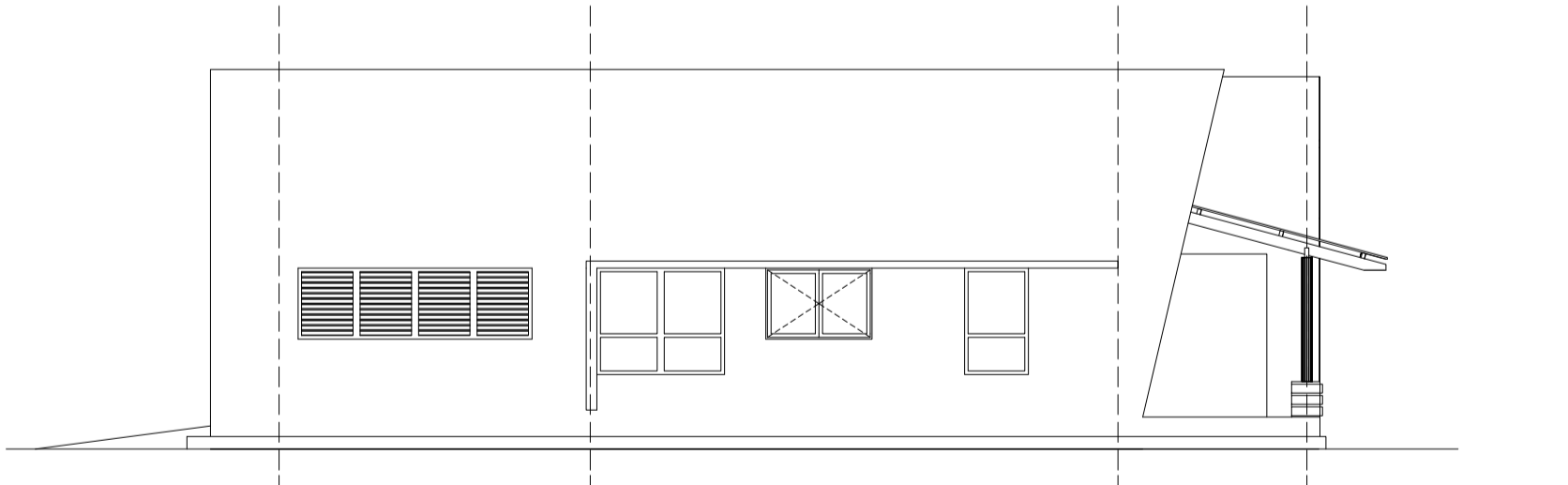
ALÇADO POSTERIOR  
ELEVATION REAR

1:100



ALÇADO L. ESQUERDO  
LEFT ELEVATION

1:100



ALÇADO L. DIREITO  
RIGHT ELEVATION

1:100


ESTE DESENHO É PARA SER LIDO EM CONJUNTO COM:  
**THIS DRAWING IS TO BE READ IN CONJUNCTION WITH:**

- ARCHITECTURAL  
EA-MZ-CI0100-WOR-E04-00031-01  
EA-MZ-CI0100-WOR-E05-00125-01  
EA-MZ-CI0100-WOR-E05-00126-01  
EA-MZ-CI0100-WOR-E05-00127-01  
EA-MZ-CI0100-WOR-E05-00128-01  
EA-MZ-CI0100-WOR-E05-00129-01  
EA-MZ-CI0100-WOR-E05-00130-01  
EA-MZ-CI0100-WOR-E05-00131-01  
EA-MZ-CI0100-WOR-E05-00132-01  
EA-MZ-CI0100-WOR-E05-00133-01  
EA-MZ-CI0100-WOR-E05-00134-01

- STRUCTURAL  
EA-MZ-CI0100-WOR-E05-00076-01  
EA-MZ-CI0100-WOR-E05-00077-01  
EA-MZ-CI0100-WOR-E05-00078-01  
EA-MZ-CI0100-WOR-E05-00079-01  
EA-MZ-CI0100-WOR-E05-00080-01  
EA-MZ-CI0100-WOR-E05-00081-01  
EA-MZ-CI0100-WOR-E05-00082-01

- WATER  
EA-MZ-CI0100-WOR-E05-00109-01  
EA-MZ-CI0100-WOR-E05-00195-01  
EA-MZ-CI0100-WOR-E05-00195-02  
EA-MZ-CI0100-WOR-E05-00195-03

- ELECTRICAL  
EA-MZ-CI0100-WOR-E02-00026-01



### NOTES

- THE FOLLOWING PROCESS MUST BE FOLLOWED WHEN CONSTRUCTING THE FOUNDATIONS, AS PER THE GEOTECHNICAL REPORT (SEE GENERAL NOTES DRAWING FOR MORE INFORMATION):
- EXCAVATE DOWN TO A MINIMUM DEPTH OF 1.25m.
  - COMPACT THE BASE OF THE EXCAVATION TO 95% MDD (MAXIMUM DRY DENSITY) USING HEAVY PLATE-TYPE COMPACTORS. ALL SOFT CLAY RICH MATERIALS ENCOUNTERED AT THE BASE OF THE EXCAVATION ARE TO BE REMOVED AND REPLACED WITH COHESIONLESS MATERIAL, ORIGINALLY EXCAVATED OUT, LESS THE CLAY RICH COMPONENT, AND COMPACTED TO 95% MDD.
  - BACKFILL EXCAVATION WITH A MINIMUM OF 500mm OF THE MATERIAL, ORIGINALLY EXCAVATED, LESS THE CLAY RICH COMPONENT. THIS MATERIAL SHOULD BE PLACED IN LAYERS NOT EXCEEDING 150mm LOOSE THICKNESS AND COMPACTED TO 95% MDD TO FORM A BEARING PAD TO CONSTRUCT THE CONCRETE FOUNDATIONS ON.
  - THE BEARING PAD SHOULD EXTEND TO AT LEAST 50% OF THE WIDTH OF THE CONCRETE FOUNDATION ON EITHER SIDE.
  - CONCRETE FOUNDATIONS MAY THEN BE CONSTRUCTED ON THE BACKFILL.


### ISSUED FOR CONSTRUCTION

WorleyParsons RSA retains the copyright in all intellectual property, including designs and/or documents prepared in terms of this appointment for the project covered by the appointment. The client may use the designs and/or documents for the sole purpose of their intended use on this project only subject to payment for the design having been received. Use for any other purpose, whether or not the design and/or documents have been paid for constitutes an infringement of copyright, and all rights are reserved.

All dimensions must be verified on site before the works commence. Refer any discrepancies to the Engineer. Copyright reserved

### REVISIONS

| NO. | DATE     | CHECKED | DONE BY | DESCRIPTION                |
|-----|----------|---------|---------|----------------------------|
| A   | 05/11/15 | MM      | CP      | ISSUED FOR INTERNAL REVIEW |
| B   | 05/11/15 | MM      | CP      | ISSUED FOR DETAIL DESIGN   |
| C   | 05/11/15 | MM      | CP      | ISSUED FOR SQUAD CHECK     |
| D   | 05/11/15 | MM      | CP      | ISSUED FOR CLIENT REVIEW   |
| E   | 13/11/15 | MM      | CP      | ISSUED CLIENT APPROVAL     |
| O   | 25/11/15 | MM      | CP      | ISSUED FOR CONSTRUCTION    |



PLANTA DE ESTRUTURA DE COBERTURA  
STRUCTUREL ROOF PLAN

1:100

ESTE DESENHO É PARA SER LIDO EM CONJUNTO COM:

THIS DRAWING IS TO BE READ IN CONJUNCTION WITH:

- ARCHITECTURAL  
EA-MZ-CI0100-WOR-E04-00031-01  
EA-MZ-CI0100-WOR-E05-00125-01  
EA-MZ-CI0100-WOR-E05-00126-01  
EA-MZ-CI0100-WOR-E05-00127-01  
EA-MZ-CI0100-WOR-E05-00128-01  
EA-MZ-CI0100-WOR-E05-00129-01

- EA-MZ-CI0100-WOR-E05-00129-01  
EA-MZ-CI0100-WOR-E05-00130-01  
EA-MZ-CI0100-WOR-E05-00131-01  
EA-MZ-CI0100-WOR-E05-00132-01  
EA-MZ-CI0100-WOR-E05-00133-01  
EA-MZ-CI0100-WOR-E05-00134-01

- STRUCTURAL  
EA-MZ-CI0100-WOR-E05-00076-01  
EA-MZ-CI0100-WOR-E05-00077-01  
EA-MZ-CI0100-WOR-E05-00078-01  
EA-MZ-CI0100-WOR-E05-00079-01  
EA-MZ-CI0100-WOR-E05-00080-01

- EA-MZ-CI0100-WOR-E05-00081-01  
EA-MZ-CI0100-WOR-E05-00082-01

- WATER  
EA-MZ-CI0100-WOR-E05-00109-01  
EA-MZ-CI0100-WOR-E05-00195-01  
EA-MZ-CI0100-WOR-E05-00195-02  
EA-MZ-CI0100-WOR-E05-00195-03

- ELECTRICAL  
EA-MZ-CI0100-WOR-E02-00026-01



39 MELROSE BOULEVARD, MELROSE ARCH, JOHANNESBURG  
P.O. Box 61232, MARSHALLTOWN, 2107  
TEL: +27 (0)11 218 3000  
FAX: +27(0)11 218 3100  
www.worleyparsons.com  
WorleyParsons RSA (Pty) Ltd.

ARCUS CONSULTORES, Lda.  
Arquitetura Engenharia Planeamento Físico  
Urbanismo Engenharia Multidisciplinar  
Av. 25 de Setembro, Nº1676, 1ª andar Frontal  
Tel: +351 218 21 311 218 Rua do Comércio, 100  
E-mail: arcusconsultores@rcabo.pt



|                      | NAME              | SIGNATURE | DATE |
|----------------------|-------------------|-----------|------|
| DRAWN BY:            | ARCUS /MIN HEALTH |           |      |
| CHECKED:             | MESCH             |           |      |
| DESIGNER:            | ARCUS /MIN HEALTH |           |      |
| PR ENG:              |                   |           |      |
| PROJECT ENG MANAGER: | L PADAYACHEE      |           |      |
| LOCAL PR ENG:        |                   |           |      |
| CLIENT:              |                   |           |      |

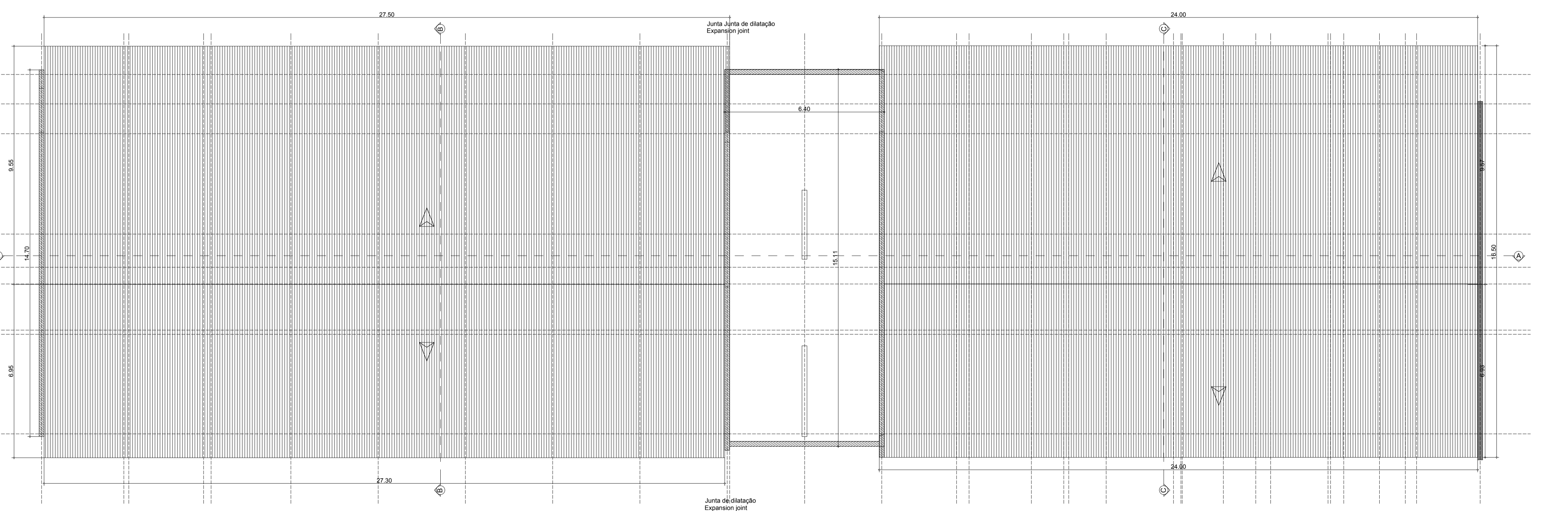


PROJECT  
AMA 1  
RESETTLEMENT  
VILLAGE

DRAWING DESCRIPTION  
HEALTH CLINIC - MATERNITY  
ROOF PLANS


CENTRO DE SAUDE - MATERNIDADE  
PLANTAS DE COBERTURA

| SCALE                            | DATE          |
|----------------------------------|---------------|
| AS SHOWN<br>ORIGINAL DWG SIZE A1 | NOVEMBER 2015 |
| DRAWING NUMBER                   | REV NO        |
| C00290-00-AR-DLP-0011-001        | 0             |
| ANADARKO DRAWING NUMBER          |               |
| EA-MZ-CI0100-WOR-E05-00126-01    |               |



PLANTA DE COBERTURA  
ROOF PLAN

1:100



**NOTES**

THE FOLLOWING GENERAL NOTES MUST BE FOLLOWED WHEN CONSTRUCTING THE FOUNDATIONS, AS PER THE GEOTECHNICAL REPORT (SEE GENERAL NOTES DRAWING FOR MORE INFORMATION):

- a) EXCAVATE DOWN TO A MINIMUM DEPTH OF 1.25m.
- b) COMPACT THE BASE OF THE EXCAVATION TO 95% MDD (MAXIMUM DRY DENSITY) USING HEAVY PLATE-TYPE COMPACTORS. ALL SOFT CLAY RICH MATERIALS ENCOUNTERED AT THE BASE OF THE EXCAVATION ARE TO BE REMOVED AND REPLACED WITH COHESIONLESS MATERIAL ORIGINALLY EXCAVATED OUT. LESS THE CLAY RICH COMPONENT, AND COMPACTED TO 95% MDD.
- c) BACKFILL EXCAVATION WITH A MINIMUM OF 500mm OF THE MATERIAL ORIGINALLY EXCAVATED. LESS THE CLAY RICH COMPONENT. THIS MATERIAL SHOULD BE PLACED IN LAYERS NOT EXCEEDING 150mm LOOSE THICKNESS AND COMPACTED TO 95% MDD TO FORM A BEARING PAD TO CONSTRUCT THE CONCRETE FOUNDATIONS ON.
- d) THE BEARING PAD SHOULD EXTEND TO AT LEAST 50% OF THE WIDTH OF THE CONCRETE FOUNDATION ON EITHER SIDE.
- e) CONCRETE FOUNDATIONS MAY THEN BE CONSTRUCTED ON THE BACKFILL.

**ISSUED FOR CONSTRUCTION**

WorleyParsons RSA retains the copyright in all intellectual property, including designs and/or documents prepared in terms of this appointment for the project covered by the appointment. The client may use the designs and/or documents for the sole purpose of their intended use on this project only subject to payment for the design having been received. Use for any other purpose, whether or not the design and/or documents have been paid for constitutes an infringement of copyright, and all rights are reserved. All dimensions must be verified on site before the works commence. Refer any discrepancies to the Engineer. Copyright reserved

**REVISIONS**

| NO. | DATE     | CHECKED BY | DONE BY | DESCRIPTION                |
|-----|----------|------------|---------|----------------------------|
| A   | 05/11/15 | MM         | CP      | ISSUED FOR INTERNAL REVIEW |
| B   | 05/11/15 | MM         | CP      | ISSUED FOR DETAIL DESIGN   |
| C   | 05/11/15 | MM         | CP      | ISSUED FOR SQUAD CHECK     |
| D   | 05/11/15 | MM         | CP      | ISSUED FOR CLIENT REVIEW   |
| E   | 13/11/15 | MM         | CP      | ISSUED CLIENT APPROVAL     |
| 0   | 25/11/15 | MM         | CP      | ISSUED FOR CONSTRUCTION    |



39 MELROSE BOULEVARD, MELROSE ARCH, JOHANNESBURG  
P.O. Box 61232, MARSHALLTOWN, 2107  
TEL: +27 (0)11 218 3000  
FAX: +27(0)11 218 3100  
www.worleyparsons.com  
WorleyParsons RSA (Pty) Ltd.

ARCUS CONSULTORES, Lda.  
#Arquitetura #Planejamento Físico  
#Urbanismo #Engenharia Multidisciplinar  
#Av. 25 de Setembro, 2116 1º andar Frontal  
#Moçambique #Cidade 2100-311 218 Rua da República  
#E-mail: arcusconsultores@arcus.co.mz



| NAME               | SIGNATURE | DATE |
|--------------------|-----------|------|
| ARCUS / MIN HEALTH |           |      |
| MESCH              |           |      |
| ARCUS / MIN HEALTH |           |      |
| L PADAYACHEE       |           |      |

CLIENT: CLIENT



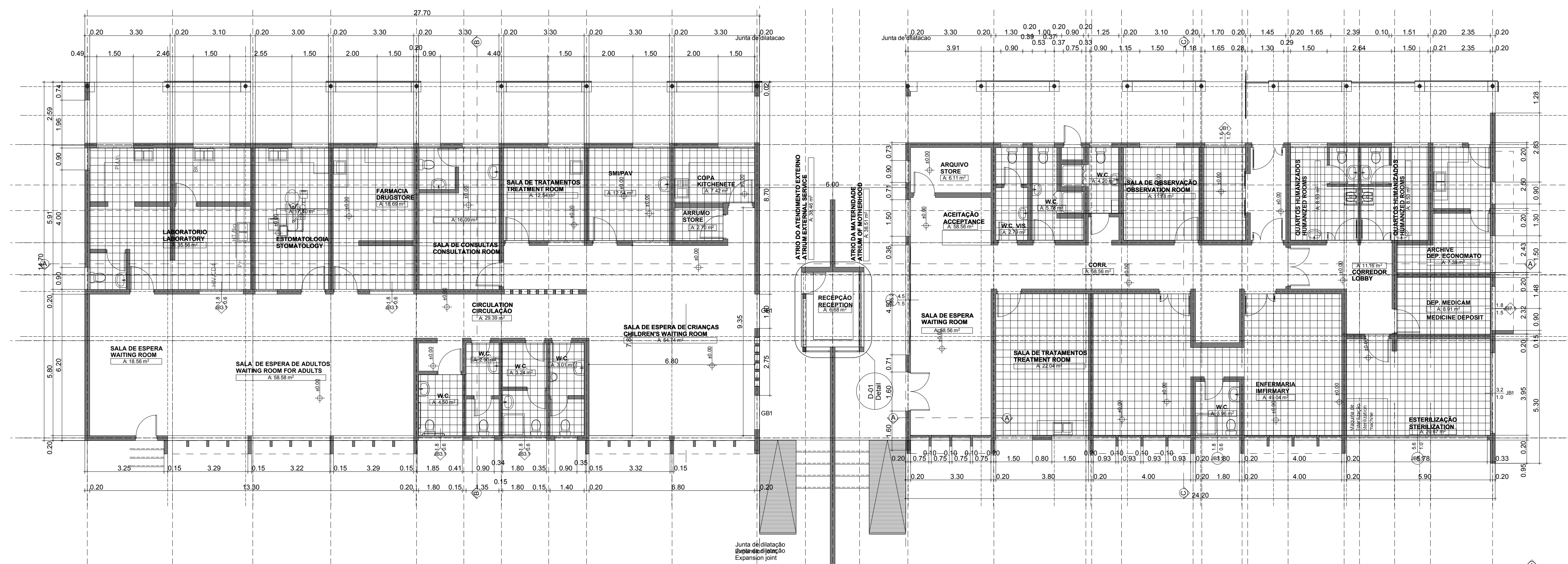
PROJECT  
**AMA 1  
RESETTLEMENT  
VILLAGE**

DRAWING DESCRIPTION  
**HEALTH CLINIC - MATERNITY  
EQUIPMENT & DIMENSIONED PLANS**

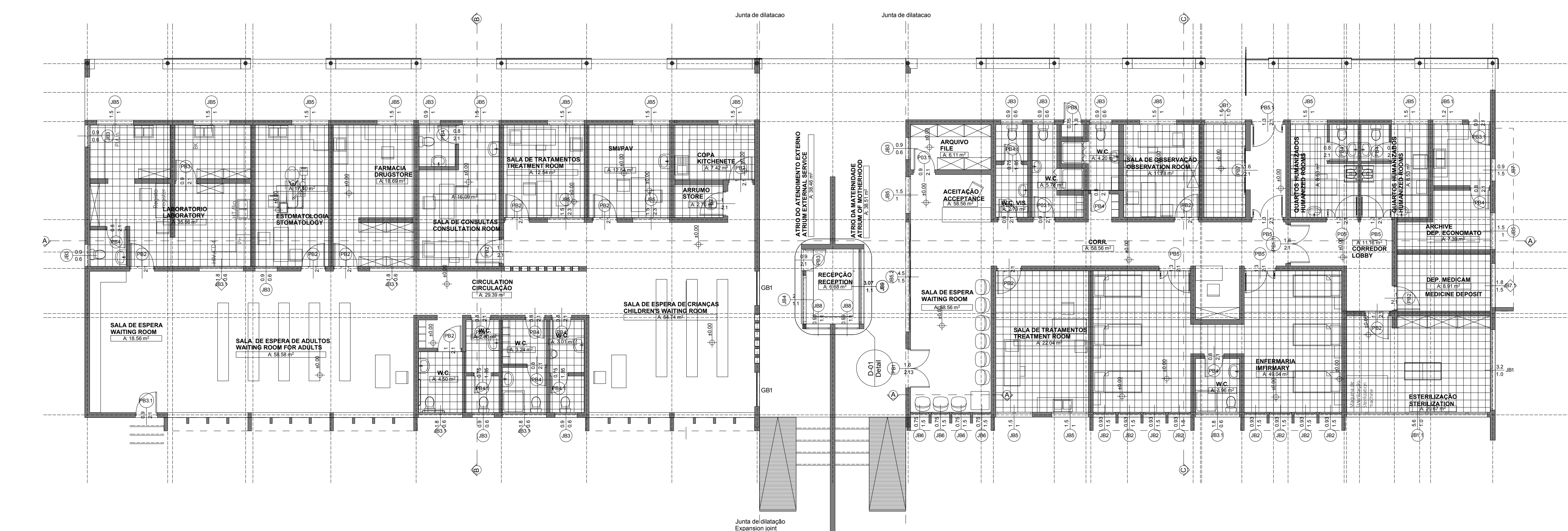
CENTRO DE SAUDE - MATERNIDADE  
EQUIPAMENTO E PLANTAS COTADAS

SCALE: AS SHOWN DATE: NOVEMBER 2015  
ORIGINAL DRAWING SIZE: A1

DRAWING NUMBER: C00290-00-AR-DAL-0035-001 REV NO: 0  
ANADARKO DRAWING NUMBER: EA-MZ-CI0100-WOR-E05-00125-01

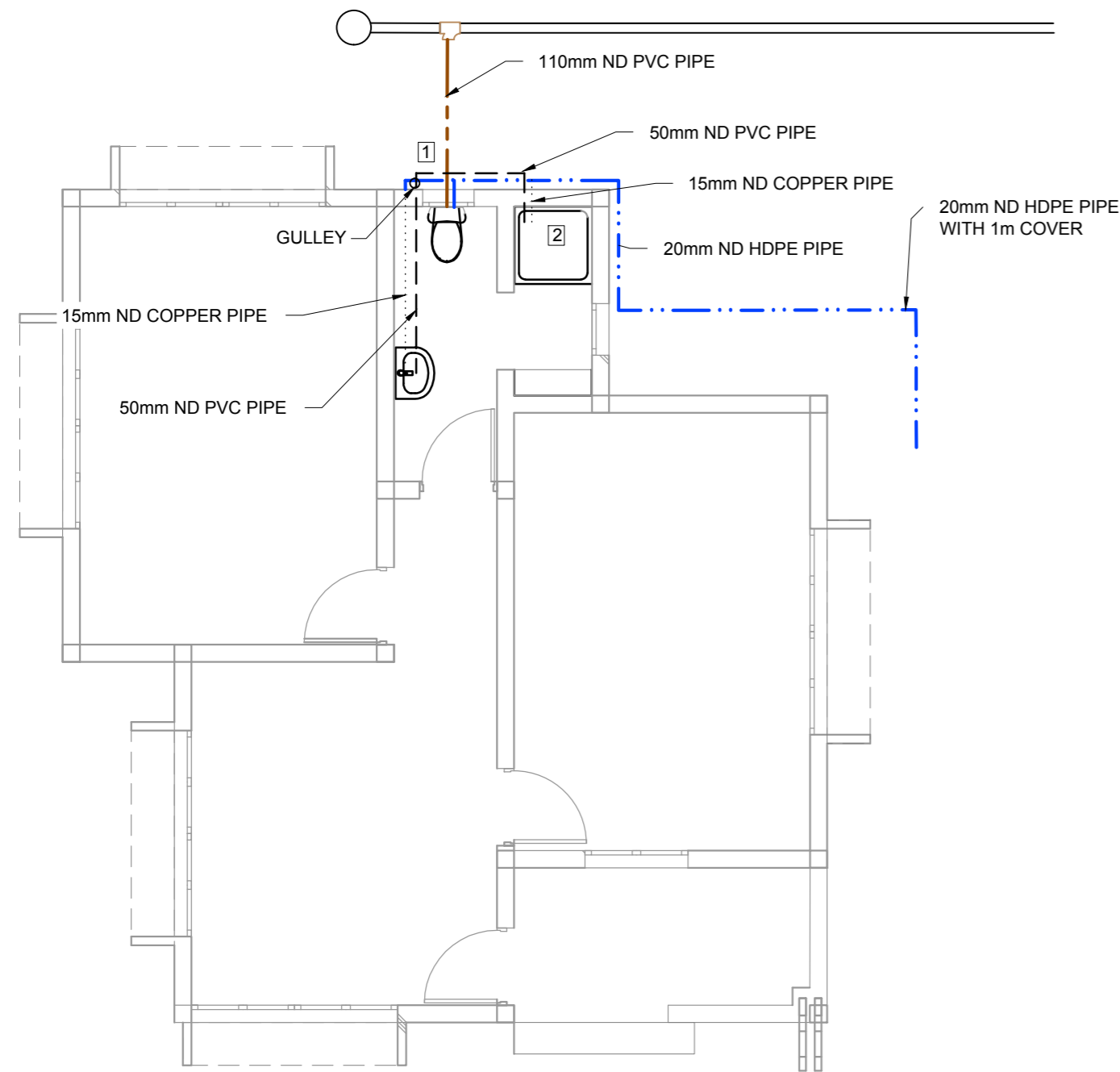


PLANTA DE PISO COTADA  
DIMENSIONED PLAN 1:100



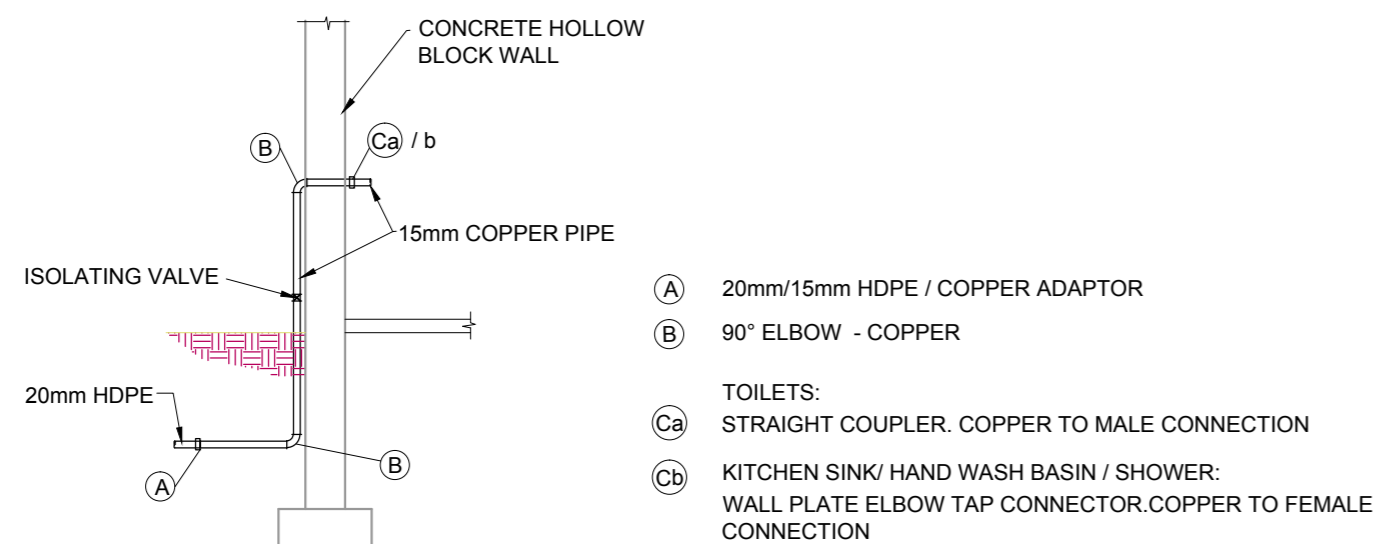
PLANTA DE PISO MOBILADA  
EQUIPMENT PLAN 1:100

- ESTE DESENHO É PARA SER LIDO EM CONJUNTO COM:**  
**THIS DRAWING IS TO BE READ IN CONJUNCTION WITH:**
- EA-MZ-CI0100-WOR-E05-00129-01
  - EA-MZ-CI0100-WOR-E05-00130-01
  - EA-MZ-CI0100-WOR-E05-00131-01
  - EA-MZ-CI0100-WOR-E05-00132-01
  - EA-MZ-CI0100-WOR-E05-00133-01
  - EA-MZ-CI0100-WOR-E05-00134-01
  - EA-MZ-CI0100-WOR-E05-00076-01
  - EA-MZ-CI0100-WOR-E05-00077-01
  - EA-MZ-CI0100-WOR-E05-00078-01
  - EA-MZ-CI0100-WOR-E05-00079-01
  - EA-MZ-CI0100-WOR-E05-00080-01
  - EA-MZ-CI0100-WOR-E05-00081-01
  - EA-MZ-CI0100-WOR-E05-00082-01
  - WATER
  - EA-MZ-CI0100-WOR-E05-00109-01
  - EA-MZ-CI0100-WOR-E05-00195-01
  - EA-MZ-CI0100-WOR-E05-00195-02
  - EA-MZ-CI0100-WOR-E05-00195-03
  - ELECTRICAL
  - EA-MZ-CI0100-WOR-E02-00026-01



PLAN - EXPECTING MOTHERS HOUSE

1:50



TYPICAL WATER SUPPLY DETAIL AT BUILDINGS

NTS

- (A) 20mm/15mm HDPE / COPPER ADAPTOR
- (B) 90° ELBOW - COPPER
- (Ca) TOILETS:  
STRAIGHT COUPLER. COPPER TO MALE CONNECTION
- (Cb) KITCHEN SINK/ HAND WASH BASIN / SHOWER:  
WALL PLATE ELBOW TAP CONNECTOR. COPPER TO FEMALE CONNECTION

NOTE: INTERNAL PIPE TO BE INSTALLED FLUSH AGAINST WALL

| EXPECTING MOTHERS - HOUSE - INTERNAL DRAINAGE CONNECTIONS |   |             |          |
|---|---|-------------|----------|
| EXPECTING MOTHERS - HOUSE                                 |   |             |          |
| No  | DESCRIPTION                                     | UNIT        | QUANTITY |
| 1   | 110x50mm - 87.5° VENTHORN BEND                  | No.         | 1        |
|   | 50mm VENT COWL                                  | No.         | 1        |
|   | 110x50mm - SINGLE 87.5° PLAIN REDUCING JUNCTION | No.         | 1        |
|   | 110 - 87.5° PLAIN BEND                          | No.         | 1        |
|   | 110 ND PVC PIPE                                 | m           | 2m       |
|   | 2   | SHOWER TRAP | No.      |
|   | P-TRAP  | No.         | 1        |
|   | 50mm - 87.5° ACCESS BEND                        | No.         | 1        |
|   | 50mm - DOUBLE 87.5° PLAIN JUNCTION              | No.         | 1        |
|   | 50mm ND PVC PIPE                                | m           | 4m       |
|   | DRAIN GULLEY COMPLETE                           | No.         | 1        |

| COMMUNITY FACILITIES - COMMUNITY CENTRE WATER SUPPLY |   |      |          |
|--|---|------|----------|
| ADMIN. BUILDING                                      |   |      |          |
| No   | DESCRIPTION   | UNIT | QUANTITY |
| (A)  | 20mm/15mm HDPE / COPPER ADAPTOR   | No.  | 3        |
| (B)  | 90° ELBOW - COPPER  | No.  | 6        |
| (Ca)   | TOILETS:<br>STRAIGHT COUPLER. COPPER TO MALE CONN.  | No.  | 1        |
| (Cb)   | KITCHEN SINK/ HAND WASH BASIN / SHOWER:<br>WALL PLATE ELBOW TAP CONNECTOR. Cu TO FEM. CONN. | No.  | 2        |
|  | 15mm COPPER PIPE  | m    | 7m       |
|  | 20mm ND HDPE PIPE   | m    | 10m      |

NOTES

REFERENCE DRAWINGS:  
EXPECTING MOTHERS:  
C00290-00-WW-DRD-0036-001

LEGEND:

- 110mm ND PVC PIPE
- ..... 15mm ND COPPER PIPE
- - - - 50mm ND PVC PIPE
- ..... 20mm ND HDPE PIPE

**ISSUED FOR CONSTRUCTION**

WorleyParsons RSA retains the copyright in all intellectual property, including designs and/or documents prepared in terms of this appointment for the project covered by the appointment. The client may use the designs and/or documents for the sole purpose of their intended use on this project only subject to payment for the design having been received. Use for any other purpose, whether or not the design and/or documents have been paid for constitutes an infringement of copyright, and all rights are reserved.

All dimensions must be verified on site before the works commence. Refer any discrepancies to the Engineer. Copyright reserved

REVISIONS

| NO. | DATE     | CHECKED | DONE BY | DESCRIPTION                |
|-----|----------|---------|---------|----------------------------|
| A   | 29/10/15 | AR      | AR      | ISSUED FOR INTERNAL REVIEW |
| B   | 17/10/15 | AR      | AR      | ISSUED FOR DETAIL DESIGN   |
| C   | 18/10/15 | AR      | AR      | ISSUED FOR SQUAD CHECK     |
| D   | 23/10/15 | AR      | AR      | ISSUED FOR CLIENT REVIEW   |
| E   | 25/11/15 | CT      | CT      | ISSUED FOR CLIENT APPROVAL |
| Q   | 08/12/15 | CT      | CT      | ISSUED FOR CONSTRUCTION    |

**WorleyParsons**  
resources & energy  
39 MELROSE BOULEVARD, MELROSE ARCH, JOHANNESBURG  
P.O. Box 61232, MARSHALLTOWN, 2107  
TEL: +27 (0)11 218 3000  
FAX: +27(0)11 218 3100  
www.worleyparsons.com  
WorleyParsons RSA (Pty) Ltd.

| NAME                               | SIGNATURE | DATE       |
|------------------------------------|-----------|------------|
| DRAWN BY: A. RAJAH                 |           | 30/10/2015 |
| CHECKED: L.PADAYACHEE              |           | 30/10/2015 |
| DESIGNER: L. PADAYACHEE            |           | 30/10/2015 |
| PR ENG: L. PADAYACHEE              |           | 30/10/2015 |
| PROJECT ENG MANAGER: L. PADAYACHEE |           | 30/10/2015 |
| LOCAL PR ENG:                      |           |            |
| CLIENT:                            |           |            |

CLIENT



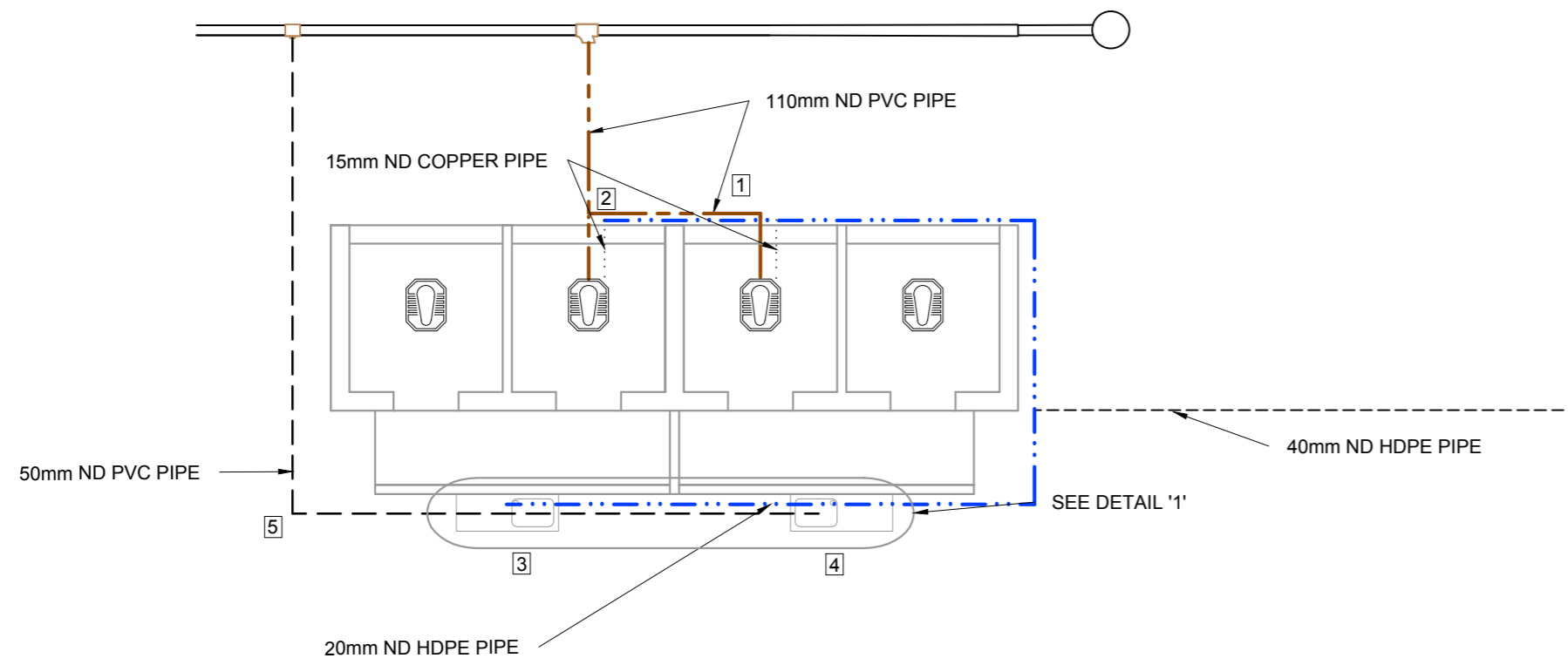
PROJECT  
**AMA 1  
RESETTLEMENT  
VILLAGE**  
DRAWING DESCRIPTION  
**EXPECTING MOTHER'S  
HOUSE:  
INTERNAL RETICULATIONS**

SCALE 1:50 ORIGINAL DWG SIZE A1 DATE NOVEMBER 2015

DRAWING NUMBER C00290-00-PL-DRD-0014-001 REV NO 0

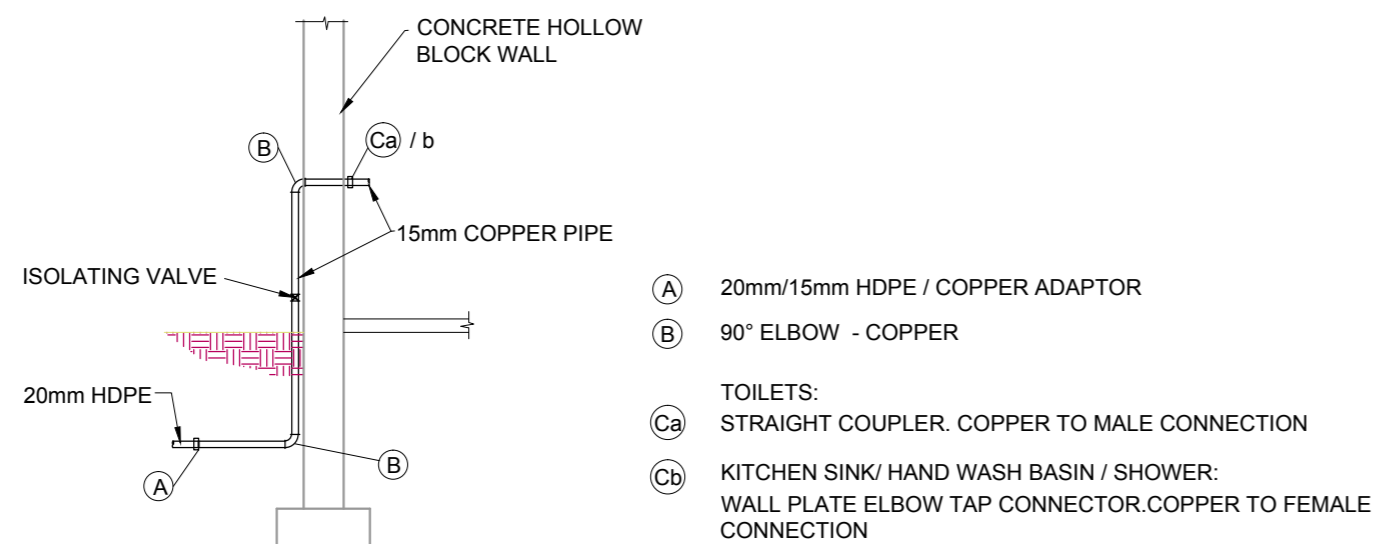
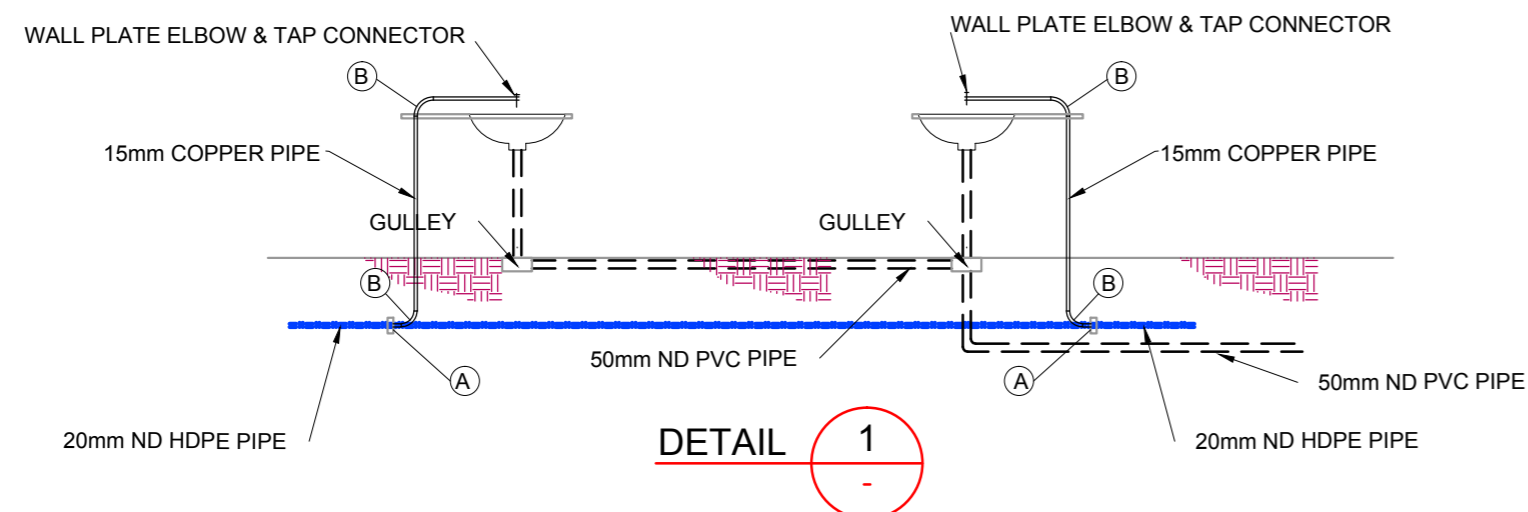
ANADARKO DRAWING NUMBER EZ-MZ-CI0100-WOR-E05-00119-01





PLAN - EXPECTING MOTHERS TOILETS

1:50



TYPICAL WATER SUPPLY DETAIL AT BUILDINGS

NTS

| COMMUNITY FACILITIES - ADMIN. CENTRE INTERNAL DRAINAGE CONNECTIONS |                                     |      |          |
|--|-------------------------------------|------|----------|
| PUBLIC TOILET  |                                     |      |          |
| No   | DESCRIPTION                         | UNIT | QUANTITY |
| 1  | 110x50mm - 87.5° VENTHORN BEND      | No.  | 1        |
|  | 50mm VENT COWL                      | No.  | 1        |
|  | 110 - 87.5° PLAIN BEND              | No.  | 1        |
|  | 110 ND PVC PIPE                     | m    | 3m       |
| 2  | 110x50mm - 87.5° VENTHORN BEND      | No.  | 1        |
|  | 50mm VENT COWL                      | No.  | 1        |
|  | 110 - 87.5° PLAIN BEND              | No.  | 1        |
|  | 110mm - SINGLE 87.5° PLAIN JUNCTION | No.  | 1        |
|  | 110 ND PVC PIPE                     | m    | 3m       |
| 3  | S-TRAP                              | No.  | 1        |
|  | 50mm ND PVC PIPE                    | m    | 8m       |
|  | DRAIN GULLEY COMPLETE               | No.  | 1        |
| 4  | S-TRAP                              | No.  | 1        |
|  | 50mm ND PVC PIPE                    | m    | 4m       |
|  | DRAIN GULLEY COMPLETE               | No.  | 1        |
| 5  | 50 - 87.5° PLAIN BEND               | No.  | 1        |

| COMMUNITY FACILITIES - COMMUNITY CENTRE WATER SUPPLY |   |      |          |
|--|---|------|----------|
| ADMIN. BUILDING                                      |   |      |          |
| No   | DESCRIPTION   | UNIT | QUANTITY |
| A  | 20mm/15mm HDPE / COPPER ADAPTOR   | No.  | 4        |
| B  | 90° ELBOW - COPPER  | No.  | 8        |
| Ca   | TOILETS:<br>STRAIGHT COUPLER. COPPER TO MALE CONN.  | No.  | 2        |
| Cb   | KITCHEN SINK/ HAND WASH BASIN / SHOWER:<br>WALL PLATE ELBOW TAP CONNECTOR. Cu TO FEM. CONN. | No.  | 2        |
|  | 15mm COPPER PIPE  | m    | 8m       |
|  | 20mm ND HDPE PIPE   | m    | 10m      |

NOTES

REFERENCE DRAWINGS:  
EXPECTING MOTHERS:  
C00290-00-WW-DRD-0036-002

- LEGEND:
- 110mm ND PVC PIPE
  - ..... 15mm ND COPPER PIPE
  - - - - 50mm ND PVC PIPE
  - . - . - . 20mm ND HDPE PIPE
  - - - - 40mm ND HDPE PIPE

**ISSUED FOR CONSTRUCTION**

WorleyParsons RSA retains the copyright in all intellectual property. Including designs and/or documents prepared in terms of this appointment for the project covered by the appointment. The client may use the designs and/or documents for the sole purpose of their intended use on this project only subject to payment for the design having been received. Use for any other purpose, whether or not the design and/or documents have been paid for constitutes an infringement of copyright, and all rights are reserved.

All dimensions must be verified on site before the works commence. Refer any discrepancies to the Engineer. Copyright reserved

REVISIONS

| NO. | DATE     | CHECKED BY | ISSUED BY | DESCRIPTION                |
|-----|----------|------------|-----------|----------------------------|
| A   | 29/10/15 | AR         | AR        | ISSUED FOR INTERNAL REVIEW |
| B   | 17/10/15 | AR         | AR        | ISSUED FOR DETAIL DESIGN   |
| C   | 18/10/15 | AR         | AR        | ISSUED FOR SQUAD CHECK     |
| D   | 23/10/15 | AR         | AR        | ISSUED FOR CLIENT REVIEW   |
| E   | 25/11/15 | CT         | CT        | ISSUED FOR CLIENT APPROVAL |
| Q   | 08/12/15 | CT         | CT        | ISSUED FOR CONSTRUCTION    |

**WorleyParsons**  
resources & energy

39 MELROSE BOULEVARD, MELROSE ARCH, JOHANNESBURG  
P.O. Box 61232, MARSHALLTOWN, 2107  
TEL: +27 (0)11 218 3000  
FAX: +27(0)11 218 3100  
www.worleyparsons.com  
WorleyParsons RSA (Pty) Ltd.

| NAME                               | SIGNATURE | DATE       |
|------------------------------------|-----------|------------|
| DRAWN BY: A. RAJAH                 |           | 29/10/2015 |
| CHECKED: L. PADAYACHEE             |           | 29/10/2015 |
| DESIGNER: L. PADAYACHEE            |           | 29/10/2015 |
| PR ENG: L. PADAYACHEE              |           | 29/10/2015 |
| PROJECT ENG MANAGER: L. PADAYACHEE |           | 29/10/2015 |
| LOCAL PR ENG:                      |           |            |
| CLIENT:                            |           |            |

CLIENT



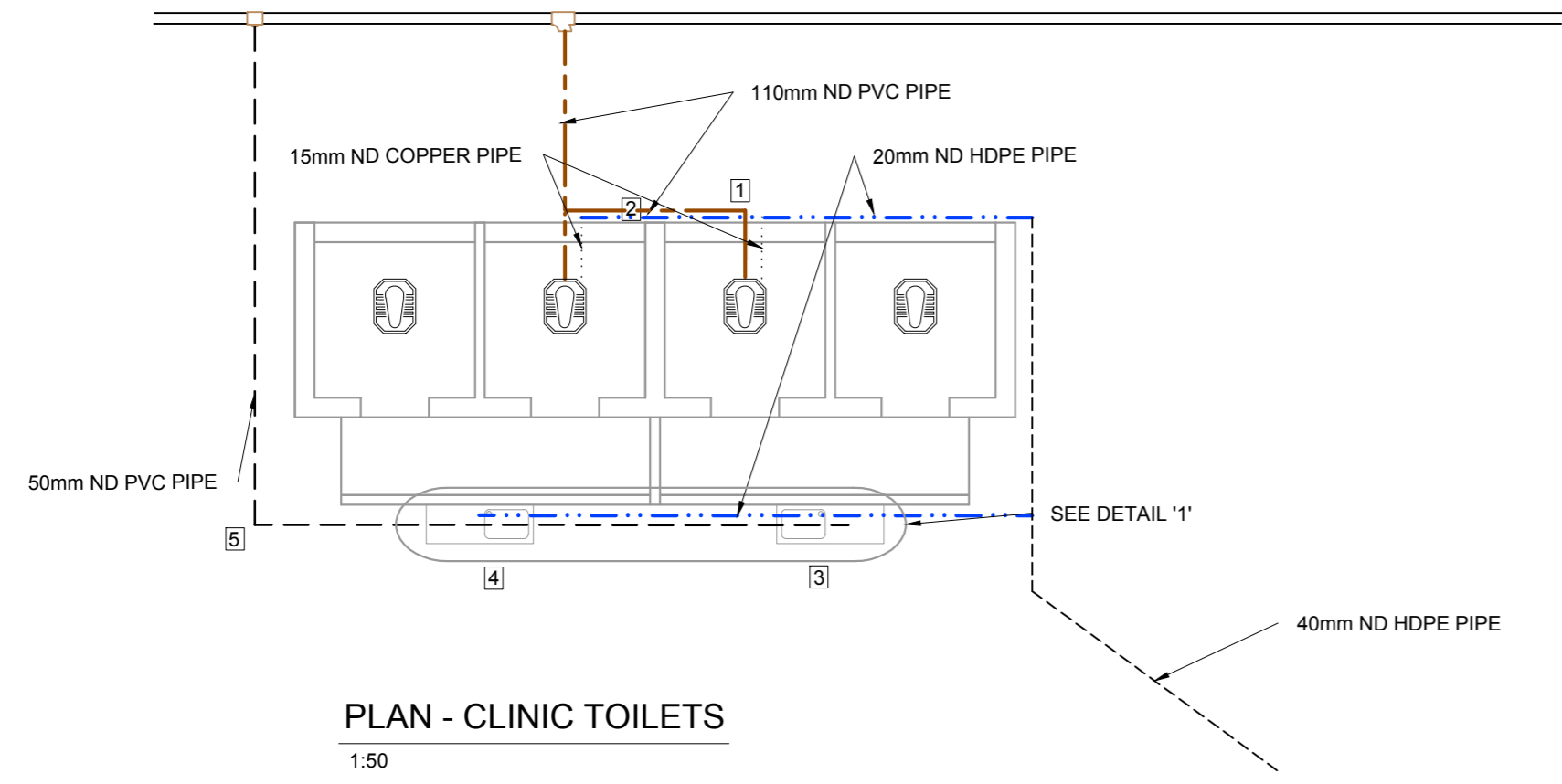
PROJECT  
**AMA 1  
RESETTLEMENT  
VILLAGE**

DRAWING DESCRIPTION  
**COMMUNITY FACILITIES  
EXPECTING MOTHERS HSE.  
TOILETS  
INTERNAL RETICULATIONS**

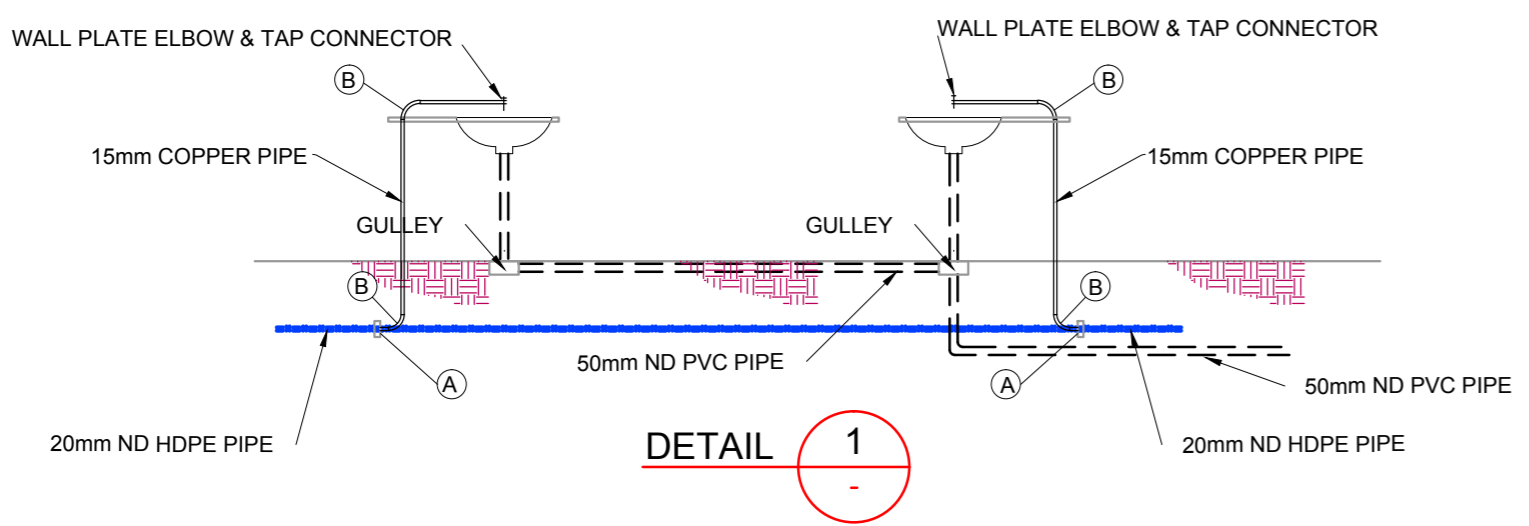
SCALE: 1:50 ORIGINAL DWG SIZE A1 DATE: NOVEMBER 2015

DRAWING NUMBER: C00290-00-PL-DRD-0013-001 REV NO: 0

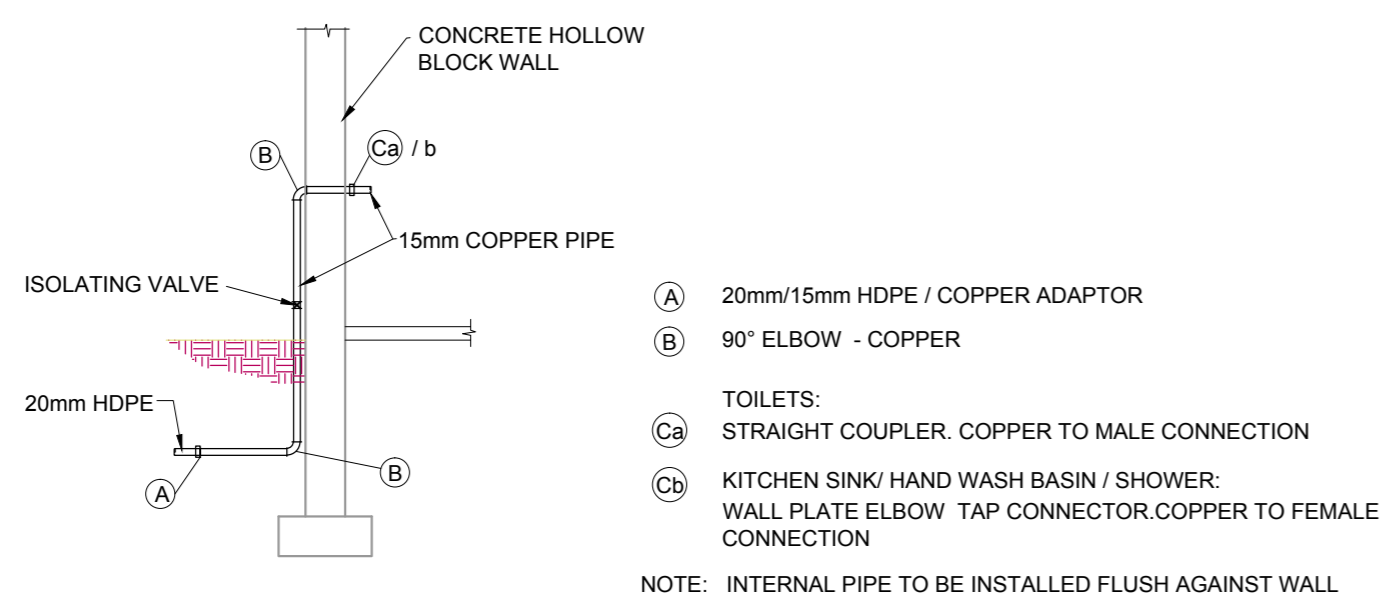
ANADARKO DRAWING NUMBER: EZ-MZ-CI0100-WOR-E05-00118-01



**PLAN - CLINIC TOILETS**  
1:50



**DETAIL 1**



**TYPICAL WATER SUPPLY DETAIL AT BUILDINGS**  
NTS

| COMMUNITY FACILITIES - ADMIN. CENTRE INTERNAL DRAINAGE CONNECTIONS |                                     |      |          |
|--|-------------------------------------|------|----------|
| PUBLIC TOILET  |                                     |      |          |
| No   | DESCRIPTION                         | UNIT | QUANTITY |
| 1  | 110x50mm - 87.5° VENTHORN BEND      | No.  | 1        |
|  | 50mm VENT COWL                      | No.  | 1        |
|  | 110 - 87.5° PLAIN BEND              | No.  | 1        |
|  | 110 ND PVC PIPE                     | m    | 2m       |
| 2  | 110x50mm - 87.5° VENTHORN BEND      | No.  | 1        |
|  | 50mm VENT COWL                      | No.  | 1        |
|  | 110 - 87.5° PLAIN BEND              | No.  | 1        |
|  | 110mm - SINGLE 87.5° PLAIN JUNCTION | No.  | 1        |
|  | 110 ND PVC PIPE                     | m    | 2m       |
| 3  | S-TRAP                              | No.  | 1        |
|  | 50mm ND PVC PIPE                    | m    | 8m       |
|  | DRAIN GULLEY COMPLETE               | No.  | 1        |
| 4  | S-TRAP                              | No.  | 1        |
|  | 50mm ND PVC PIPE                    | m    | 4m       |
|  | DRAIN GULLEY COMPLETE               | No.  | 1        |
| 5  | 50 - 87.5° PLAIN BEND               | No.  | 1        |

| COMMUNITY FACILITIES - COMMUNITY CENTRE WATER SUPPLY |  |      |          |
|--|--|------|----------|
| ADMIN. BUILDING                                      |  |      |          |
| No   | DESCRIPTION  | UNIT | QUANTITY |
| A  | 20mm/15mm HDPE / COPPER ADAPTOR  | No.  | 4        |
| B  | 90° ELBOW - COPPER   | No.  | 8        |
| Ca   | TOILETS:<br>STRAIGHT COUPLER. COPPER TO MALE CONN.   | No.  | 2        |
| Cb   | KITCHEN SINK/ HAND WASH BASIN / SHOWER:<br>WALL PLATE ELBOW TAP CONNECTOR.Cu TO FEM. CONN. | No.  | 2        |
|  | 15mm COPPER PIPE   | m    | 8m       |
|  | 20mm ND HDPE PIPE  | m    | 10m      |

**NOTES**

REFERENCE DRAWINGS:  
CLINIC:  
C00290-00-WW-DRD-0023-001/002

- LEGEND:
- 110mm ND PVC PIPE
  - ..... 15mm ND COPPER PIPE
  - 50mm ND PVC PIPE
  - 20mm ND HDPE PIPE
  - 40mm ND HDPE PIPE

**ISSUED FOR CONSTRUCTION**

WorleyParsons RSA retains the copyright in all intellectual property, including designs and/or documents prepared in terms of this appointment for the project covered by the appointment. The client may use the designs and/or documents for the sole purpose of their intended use on this project only subject to payment for the design having been received. Use for any other purpose, whether or not the design and/or documents have been paid for constitutes an infringement of copyright, and all rights are reserved.

All dimensions must be verified on site before the works commence. Refer any discrepancies to the Engineer. Copyright reserved

| REVISIONS |          |            |         |                            |
|-----------|----------|------------|---------|----------------------------|
| NO.       | DATE     | CHECKED BY | DONE BY | DESCRIPTION                |
| A         | 29/10/15 | AR         | AR      | ISSUED FOR INTERNAL REVIEW |
| B         | 17/10/15 | AR         | AR      | ISSUED FOR DETAIL DESIGN   |
| C         | 18/10/15 | AR         | AR      | ISSUED FOR SQUAD CHECK     |
| D         | 23/10/15 | AR         | AR      | ISSUED FOR CLIENT REVIEW   |
| E         | 25/11/15 | CT         | CT      | ISSUED FOR CLIENT APPROVAL |
| Q         | 08/12/15 | CT         | CT      | ISSUED FOR CONSTRUCTION    |

**WorleyParsons**  
resources & energy

39 MELROSE BOULEVARD, MELROSE ARCH, JOHANNESBURG  
P.O. Box 61232, MARSHALLTOWN, 2107  
TEL: +27 (0)11 218 3000  
FAX: +27(0)11 218 3100  
www.worleyparsons.com  
WorleyParsons RSA (Pty) Ltd.

| NAME                               | SIGNATURE | DATE       |
|------------------------------------|-----------|------------|
| DRAWN BY: A. RAJAH                 |           | 29/10/2015 |
| CHECKED: L. PADAYACHEE             |           | 29/10/2015 |
| DESIGNER: L. PADAYACHEE            |           | 29/10/2015 |
| PR ENG: L. PADAYACHEE              |           | 29/10/2015 |
| PROJECT ENG MANAGER: L. PADAYACHEE |           | 29/10/2015 |
| LOCAL PR ENG:                      |           |            |
| CLIENT:                            |           |            |

CLIENT

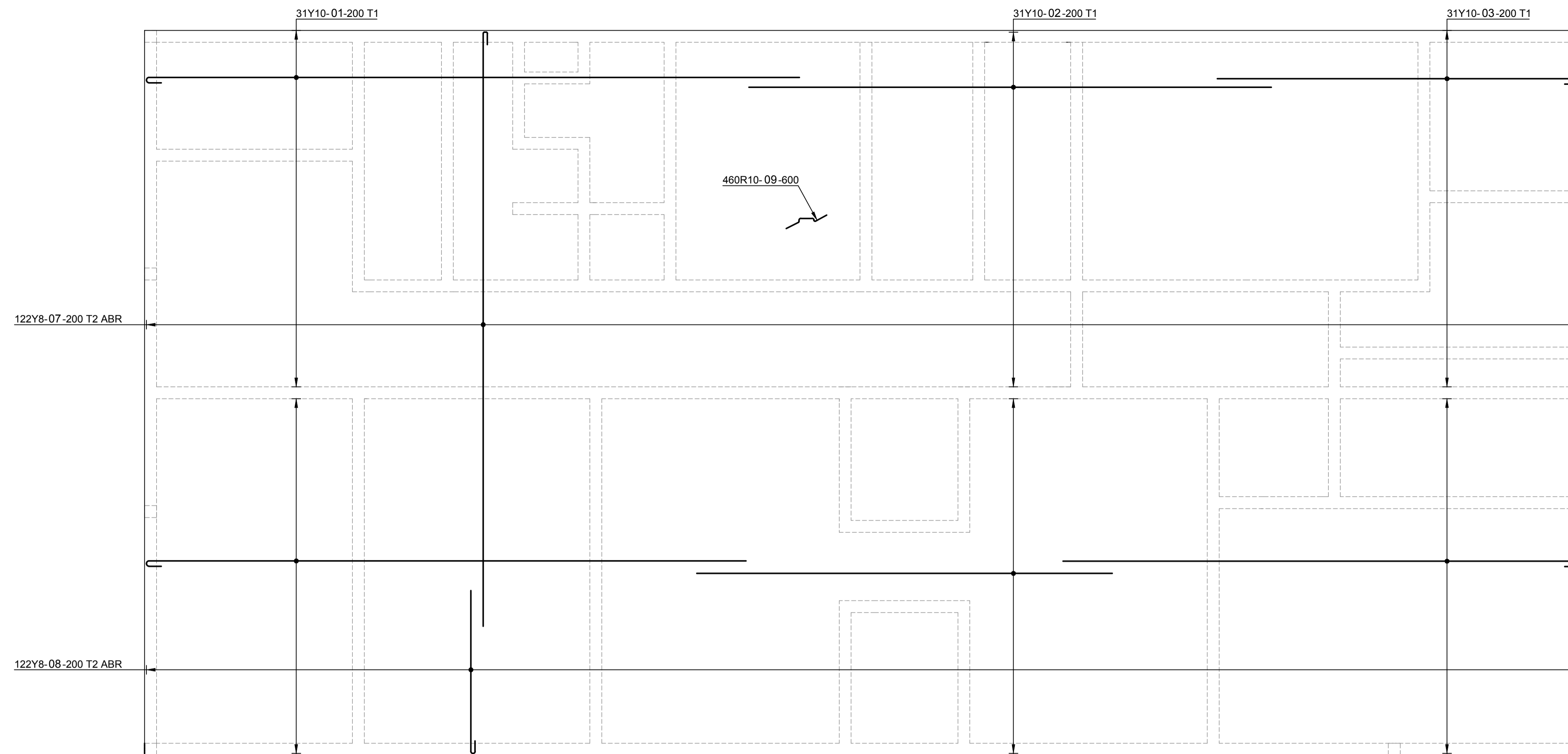
**MOZAMBIQUE**  
SAS DEVELOPMENT PROJECT

**Anadarko**  
Mozambique Area 1, Lda

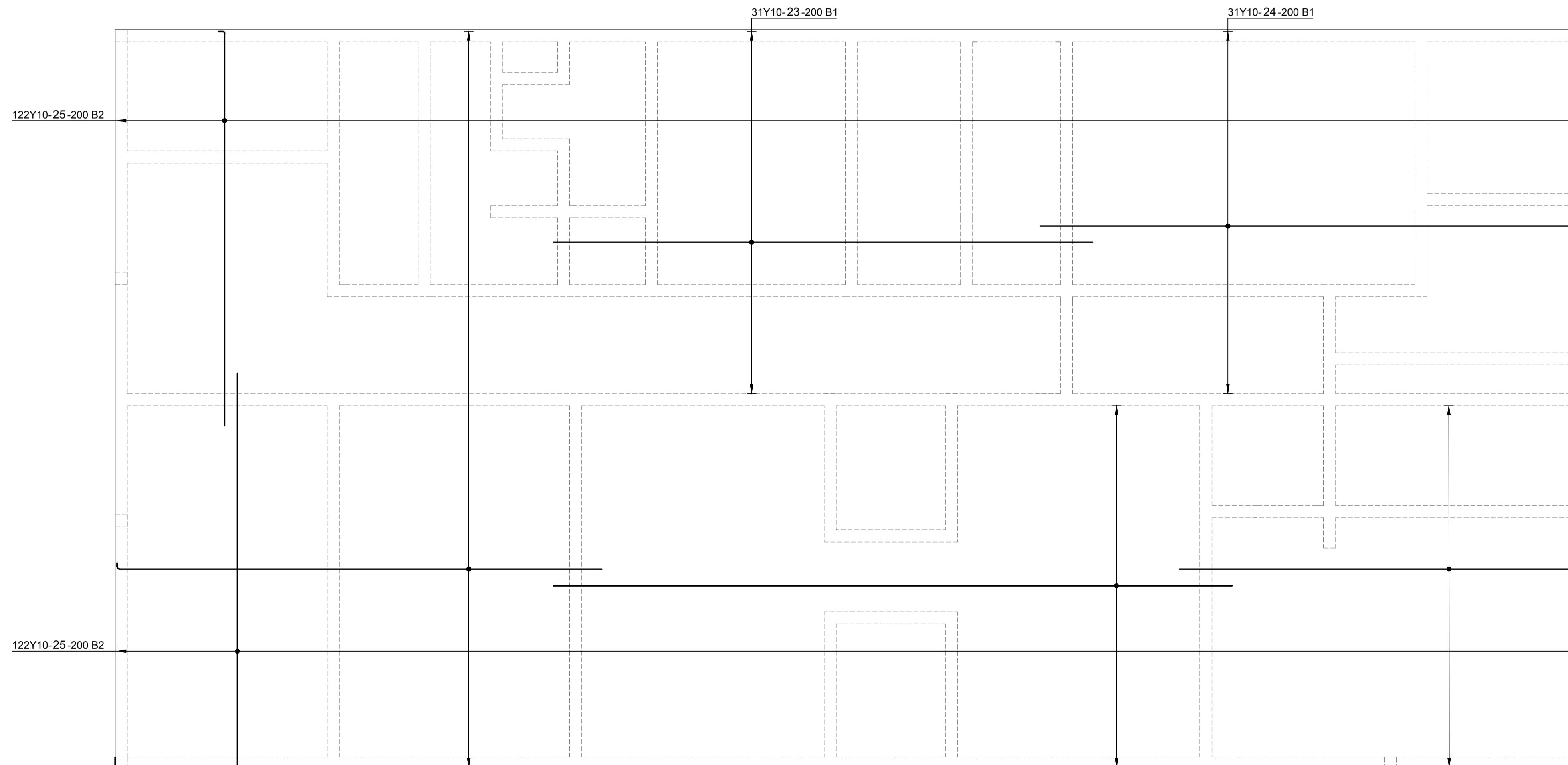
PROJECT  
**AMA 1  
RESETTLEMENT  
VILLAGE**

DRAWING DESCRIPTION  
**COMMUNITY FACILITIES  
CLINIC  
TOILETS  
INTERNAL RETICULATION**

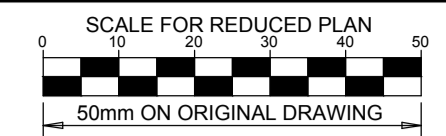
|  |                       |
|--|-----------------------|
| SCALE<br>1:50<br>ORIGINAL DWG SIZE A1                    | DATE<br>NOVEMBER 2015 |
| DRAWING NUMBER<br>C00290-00-PL-DRD-0004-001              | REV NO<br>0           |
| ANADARKO DRAWING NUMBER<br>EZ-MZ-CI0100-WOR-E05-00109-01 |                       |



**RIGHT SLAB TOP REINFORCEMENT**  
SCALE 1 : 50



**RIGHT SLAB BOTTOM REINFORCEMENT**  
SCALE 1 : 50



**NOTES**

- REFER TO STRUCTURAL GENERAL NOTES  
EA-MZ-CI0000-WOR-B18-00001-01
- REFER TO SLAB & RING BEAM LAYOUT  
EA-MZ-CI0100-WOR-E05-00078-01
- REFER TO CENTER SLAB & RING BEAM REINFORCEMENT  
EA-MZ-CI0100-WOR-E05-00080-01
- REFER TO LEFT SLAB REINFORCEMENT  
EA-MZ-CI0100-WOR-E05-00081-01
- REFER TO BENDING SCHEDULE 51  
ON DRAWING EA-MZ-CI0100-WOR-E05-00068-01

ISSUED FOR CONSTRUCTION

WorleyParsons RSA retains the copyright in all intellectual property, including designs and/or documents prepared in terms of this appointment for the project covered by the appointment. The client may use the designs and/or documents for the sole purpose of their intended use on this project only subject to payment for the design having been received. Use for any other purpose, whether or not the design and/or documents have been paid for, constitutes an infringement of copyright, and all rights are reserved.

All dimensions must be verified on site before the works commence. Refer any discrepancies to the Engineer. Copyright reserved

**REVISIONS**

| NO. | DATE     | CHECKED BY | DONE BY | DESCRIPTION                |
|-----|----------|------------|---------|----------------------------|
| A   | 02/11/15 | TS         | NR      | ISSUED FOR INTERNAL REVIEW |
| B   | 03/11/15 | TS         | NR      | ISSUED FOR DETAIL DESIGN   |
| C   | 03/11/15 | TS         | NR      | ISSUED FOR SQUAD CHECK     |
| D   | 04/11/15 | TS         | NR      | ISSUED FOR CLIENT REVIEW   |
| E   | 17/11/15 | TS         | NR      | ISSUED FOR CLIENT APPROVAL |
| 0   | 03/12/15 | TS         | NR      | ISSUED FOR CONSTRUCTION    |

**WorleyParsons**  
resources & energy

39 MELROSE BOULEVARD, MELROSE ARCH, JOHANNESBURG  
P.O. Box 61232, MARSHALLTOWN, 2107  
TEL: +27 (0)11 218 3000  
FAX: +27(0)11 218 3100  
www.worleyparsons.com  
WorleyParsons RSA (Pty) Ltd.

| NAME                              | SIGNATURE           | DATE     |
|-----------------------------------|---------------------|----------|
| DRAWN BY: N ROBINSON              | <i>N Robinson</i>   | 03/12/15 |
| CHECKED: T SNYDERS                | <i>T Snyder</i>     | 03/12/15 |
| DESIGNER: T SNYDERS               | <i>T Snyder</i>     | 03/12/15 |
| PR ENG: I ROBINSON                | <i>I Robinson</i>   | 03/12/15 |
| PROJECT ENG MANAGER: L PADAYACHEE | <i>L Padayachee</i> | 03/12/15 |
| LOCAL PR ENG:                     |                     |          |
| CLIENT:                           |                     |          |

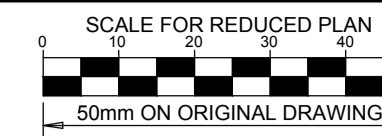
CLIENT

Mozambique Area 1, Lda

PROJECT  
**AMA 1  
RESETTLEMENT  
VILLAGE**

DRAWING DESCRIPTION  
**HEALTH CENTER:  
MATERNITY RIGHT SLAB  
REINFORCEMENT**

|  |                  |
|--|------------------|
| SCALE<br>AS SHOWN<br><small>ORIGINAL DWG SIZE A1</small> | DATE<br>DEC 2015 |
| DRAWING NUMBER<br>C00290-00-ST-DAL-0081-001              | REV NO<br>0      |
| ANADARKO DRAWING NUMBER<br>EA-MZ-CI0100-WOR-E05-00082-01 |                  |



**NOTES**

REFER TO STRUCTURAL GENERAL NOTES  
EA-MZ-CI0000-WOR-B18-00001-01

REFER TO SLAB & RING BEAM LAYOUT  
EA-MZ-CI0100-WOR-E05-00078-01

REFER TO CENTER SLAB & RING BEAM REINFORCEMENT  
EA-MZ-CI0100-WOR-E05-00080-01

REFER TO RIGHT SLAB REINFORCEMENT  
EA-MZ-CI0100-WOR-E05-00081-01

REFER TO BENDING SCHEDULE 50  
ON DRAWING EA-MZ-CI0100-WOR-E05-00068-01

**ISSUED FOR CONSTRUCTION**

WorleyParsons RSA retains the copyright in all intellectual property, including designs and/or documents prepared in terms of this appointment for the project covered by the appointment. The client may use the designs and/or documents for the sole purpose of their intended use on this project only subject to payment for the design having been received. Use for any other purpose, whether or not the design and/or documents have been paid for, constitutes an infringement of copyright, and all rights are reserved.

All dimensions must be verified on site before the works commence. Refer any discrepancies to the Engineer. Copyright reserved

**REVISIONS**

| NO. | DATE     | CHECKED | DONE BY | DESCRIPTION                |
|-----|----------|---------|---------|----------------------------|
| A   | 02/11/15 | TS      | NR      | ISSUED FOR INTERNAL REVIEW |
| B   | 03/11/15 | TS      | NR      | ISSUED FOR DETAIL DESIGN   |
| C   | 03/11/15 | TS      | NR      | ISSUED FOR SQUAD CHECK     |
| D   | 04/11/15 | TS      | NR      | ISSUED FOR CLIENT REVIEW   |
| E   | 17/11/15 | TS      | NR      | ISSUED FOR CLIENT APPROVAL |
| 0   | 03/12/15 | TS      | NR      | ISSUED FOR CONSTRUCTION    |

**WorleyParsons**  
resources & energy

39 MELROSE BOULEVARD, MELROSE ARCH, JOHANNESBURG  
P.O. Box 61232, MARSHALTTOWN, 2107  
TEL: +27 (0)11 218 3000  
FAX: +27(0)11 218 3100  
www.worleyparsons.com  
WorleyParsons RSA (Pty) Ltd.

| NAME                              | SIGNATURE           | DATE     |
|-----------------------------------|---------------------|----------|
| DRAWN BY: N ROBINSON              | <i>N Robinson</i>   | 03/12/15 |
| CHECKED: T SNYDERS                | <i>T Snyder</i>     | 03/12/15 |
| DESIGNER: T SNYDERS               | <i>T Snyder</i>     | 03/12/15 |
| PR ENG: I ROBINSON                | <i>I Robinson</i>   | 03/12/15 |
| PROJECT ENG MANAGER: L PADAYACHEE | <i>L Padayachee</i> | 03/12/15 |
| LOCAL PR ENG:                     |                     |          |
| CLIENT:                           |                     |          |

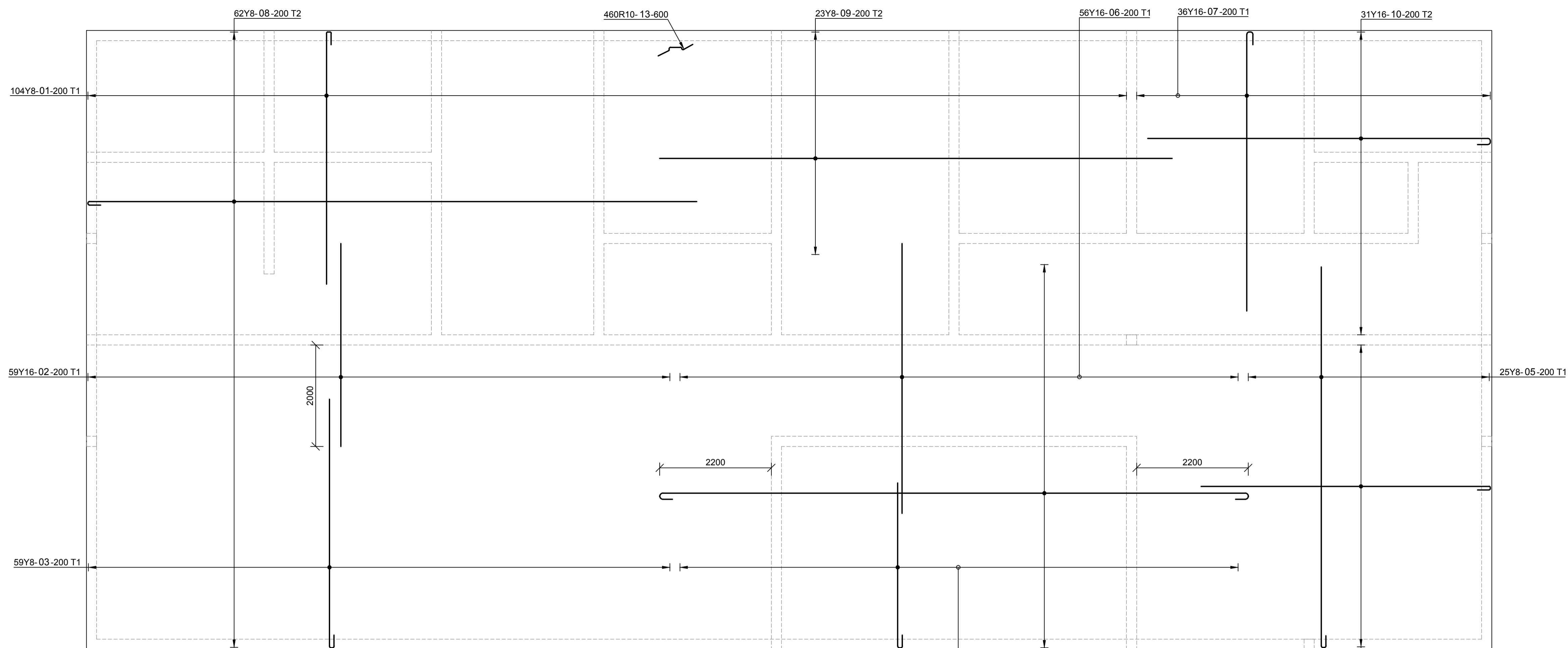
CLIENT

Mozambique Area 1, Lda

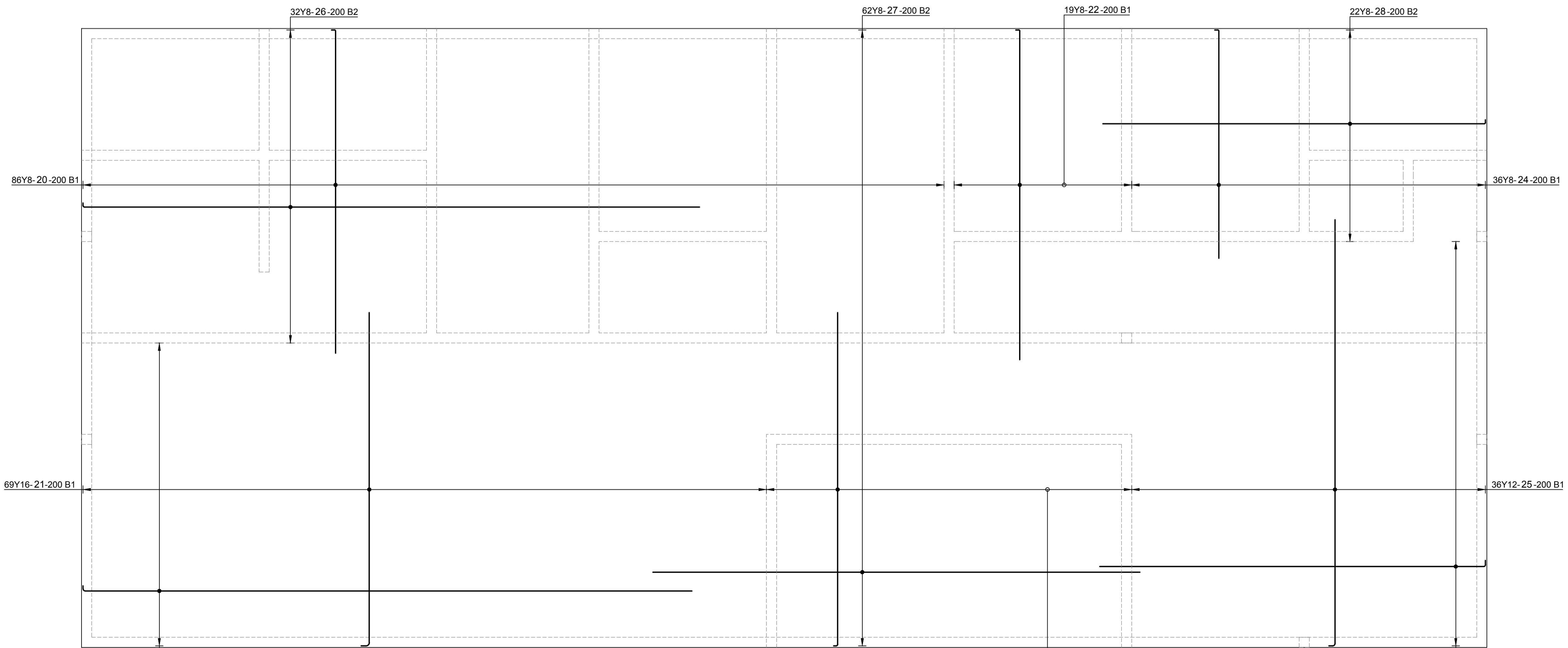
PROJECT  
**AMA 1  
RESETTLEMENT  
VILLAGE**

DRAWING DESCRIPTION  
**HEALTH CENTER:  
MATERNITY LEFT SLAB  
REINFORCEMENT**

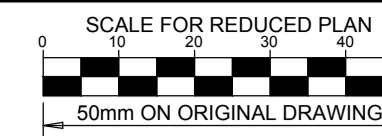
|  |                  |
|--|------------------|
| SCALE<br>AS SHOWN<br>ORIGINAL DWG SIZE A1                | DATE<br>DEC 2015 |
| DRAWING NUMBER<br>C00290-00-ST-DAL-0080-001              | REV NO<br>0      |
| ANADARKO DRAWING NUMBER<br>EA-MZ-CI0100-WOR-E05-00081-01 |                  |



**LEFT SLAB TOP REINFORCEMENT**  
SCALE 1 : 50



**LEFT SLAB BOTTOM REINFORCEMENT**  
SCALE 1 : 50



**NOTES**

- REFER TO STRUCTURAL GENERAL NOTES EA-MZ-CI0000-WOR-B18-00001-01
- REFER TO FOUNDATION LAYOUT EA-MZ-CI0100-WOR-E05-00076-01
- REFER TO SLAB & RING BEAM LAYOUT EA-MZ-CI0100-WOR-E05-00078-01
- REFER TO LEFT SLAB REINFORCEMENT EA-MZ-CI0100-WOR-E05-00081-01
- REFER TO RIGHT SLAB REINFORCEMENT EA-MZ-CI0100-WOR-E05-00081-01
- REFER TO BENDING SCHEDULE 49 ON DRAWING EA-MZ-CI0100-WOR-E05-00068-01

**ISSUED FOR CONSTRUCTION**

WorleyParsons RSA retains the copyright in all intellectual property, including designs and/or documents prepared in terms of this appointment for the project covered by the appointment. The client may use the designs and/or documents for the sole purpose of their intended use on this project only subject to payment for the design having been received. Use for any other purpose, whether or not the design and/or documents have been paid for, constitutes an infringement of copyright, and all rights are reserved.

All dimensions must be verified on site before the works commence. Refer any discrepancies to the Engineer. Copyright reserved

**REVISIONS**

| NO. | DATE     | CHECKED BY | DONE BY | DESCRIPTION                |
|-----|----------|------------|---------|----------------------------|
| A   | 02/11/15 | TS         | NR      | ISSUED FOR INTERNAL REVIEW |
| B   | 03/11/15 | TS         | NR      | ISSUED FOR DETAIL DESIGN   |
| C   | 03/11/15 | TS         | NR      | ISSUED FOR SQUAD CHECK     |
| D   | 04/11/15 | TS         | NR      | ISSUED FOR CLIENT REVIEW   |
| E   | 17/11/15 | TS         | NR      | ISSUED FOR CLIENT APPROVAL |
| 0   | 03/12/15 | TS         | NR      | ISSUED FOR CONSTRUCTION    |

**WorleyParsons**  
resources & energy  
39 MELROSE BOULEVARD, MELROSE ARCH, JOHANNESBURG  
P.O. Box 61232, MARSHALLTOWN, 2107  
TEL: +27 (0)11 218 3000  
FAX: +27(0)11 218 3100  
www.worleyparsons.com  
WorleyParsons RSA (Pty) Ltd.

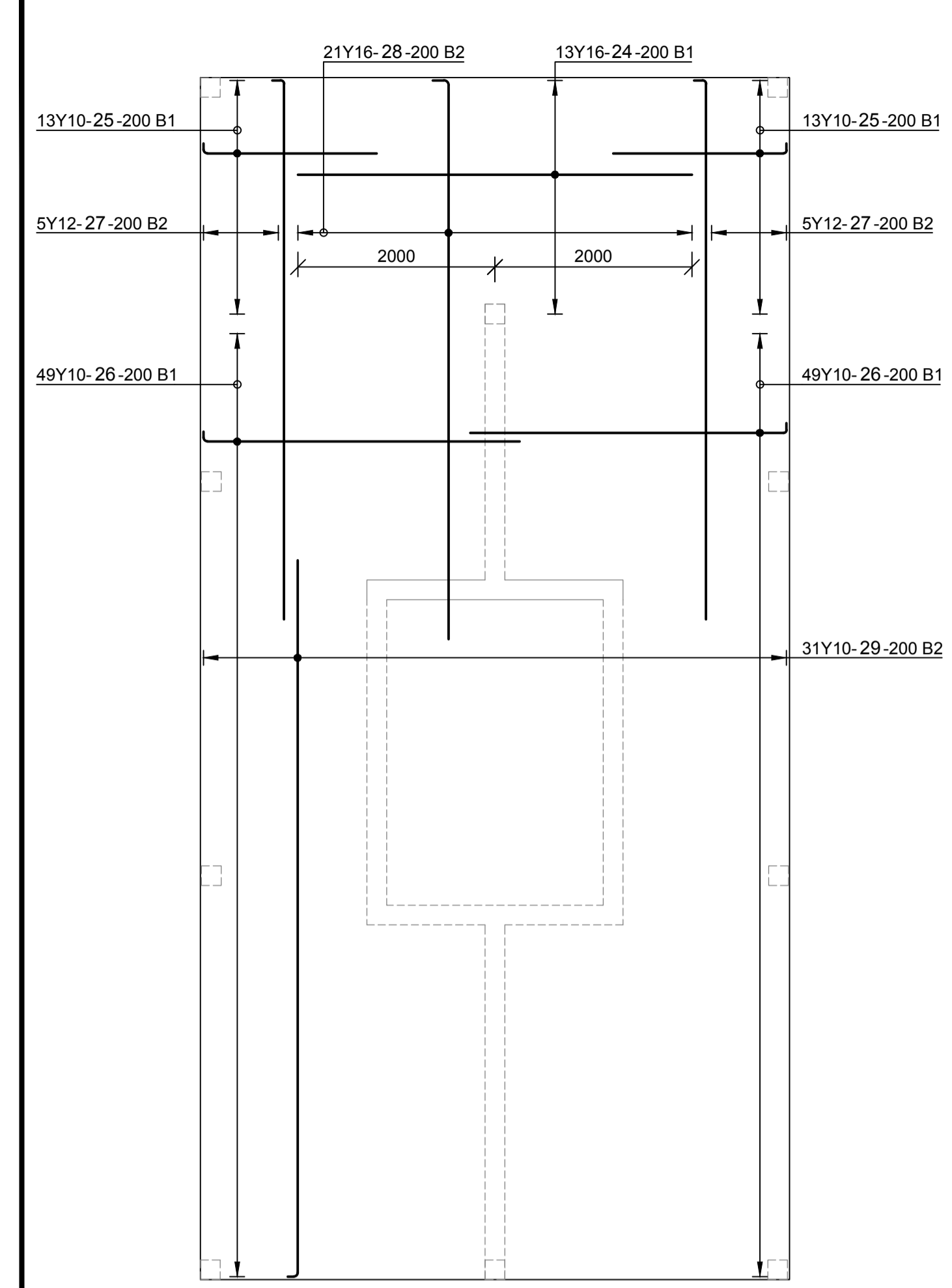
| NAME                              | SIGNATURE           | DATE     |
|-----------------------------------|---------------------|----------|
| DRAWN BY: N ROBINSON              | <i>N Robinson</i>   | 03/12/15 |
| CHECKED: T SNYDERS                | <i>T Snymers</i>    | 03/12/15 |
| DESIGNER: T SNYDERS               | <i>T Snymers</i>    | 03/12/15 |
| PR ENG: I ROBINSON                | <i>I Robinson</i>   | 03/12/15 |
| PROJECT ENG MANAGER: L PADAYACHEE | <i>L Padayachee</i> | 03/12/15 |
| LOCAL PR ENG:                     |                     |          |
| CLIENT:                           |                     |          |

**MOZAMBIQUE GAS DEVELOPMENT PROJECT**

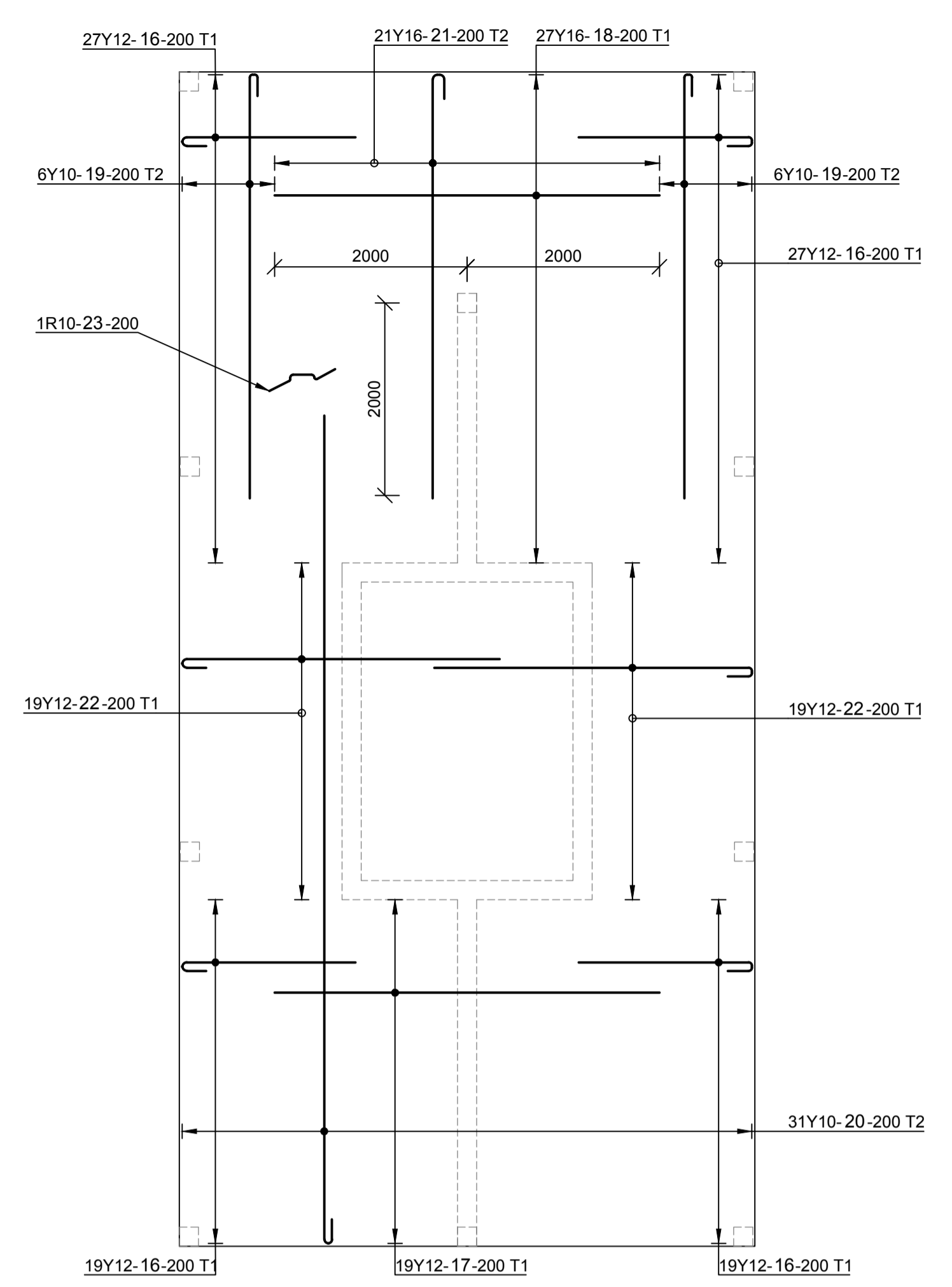
**Anadarko**  
Moçambique Área 1, Lda

PROJECT  
**AMA 1 RESETTLEMENT VILLAGE**  
DRAWING DESCRIPTION  
**HEALTH CENTER: MATERNITY CENTER SLAB AND RING BEAM REINFORCEMENT**

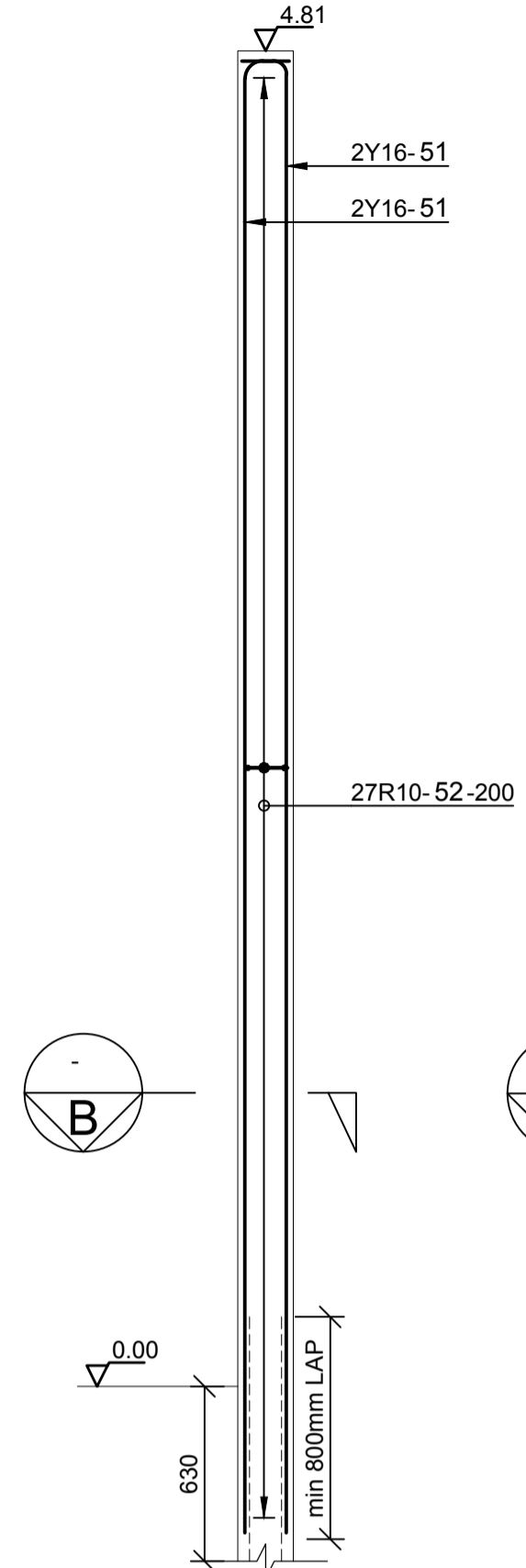
| SCALE                         | DATE     |
|-------------------------------|----------|
| AS SHOWN                      | DEC 2015 |
| DRAWING NUMBER                | REV NO   |
| C00290-00-ST-DAL-0079-001     | 0        |
| ANADARKO DRAWING NUMBER       |          |
| EA-MZ-CI0100-WOR-E05-00080-01 |          |



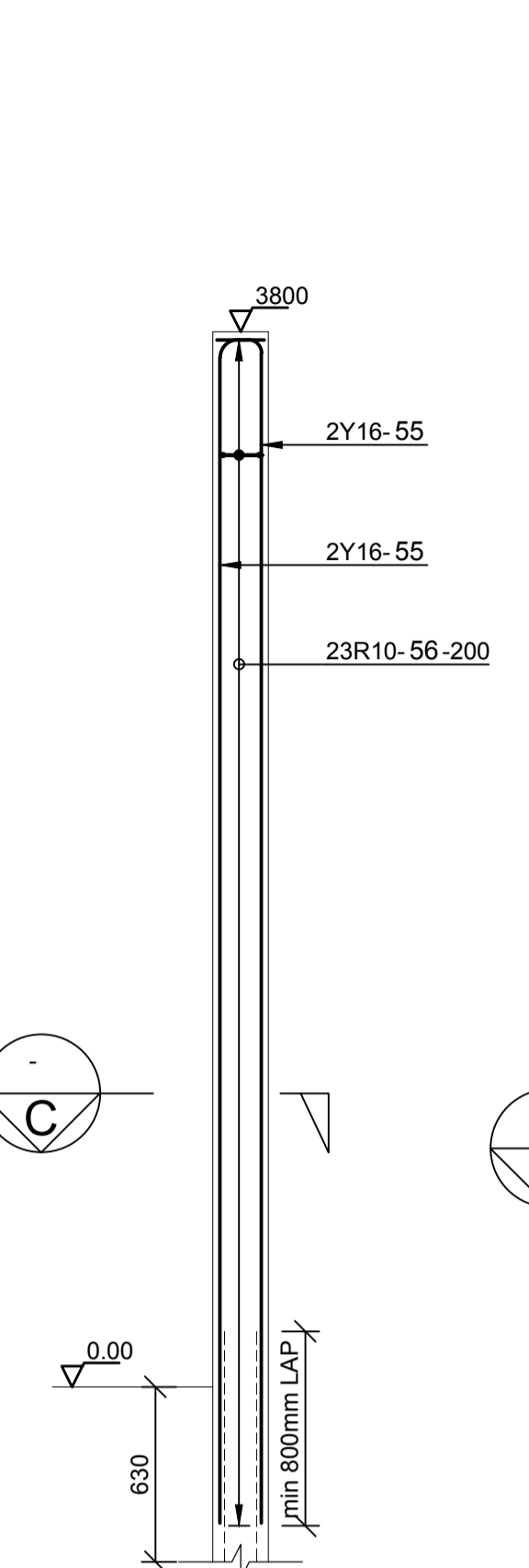
**CENTER SLAB BOTTOM REINFORCEMENT**  
SCALE 1 : 50



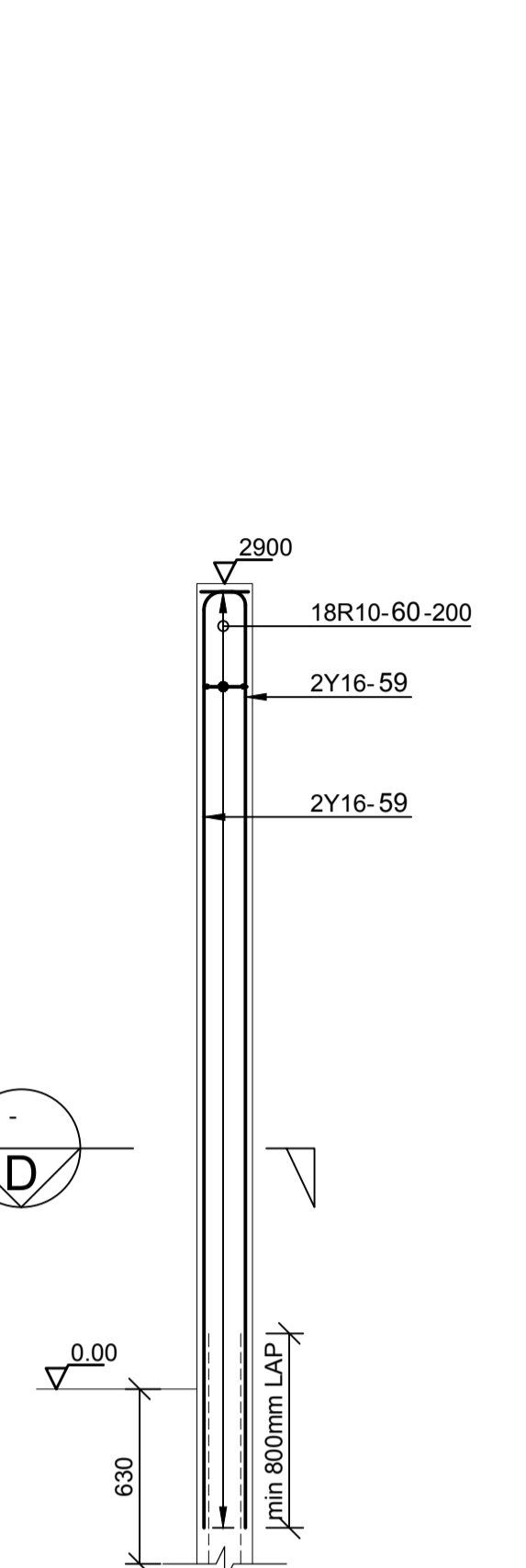
**CENTER SLAB TOP REINFORCEMENT**  
SCALE 1 : 50



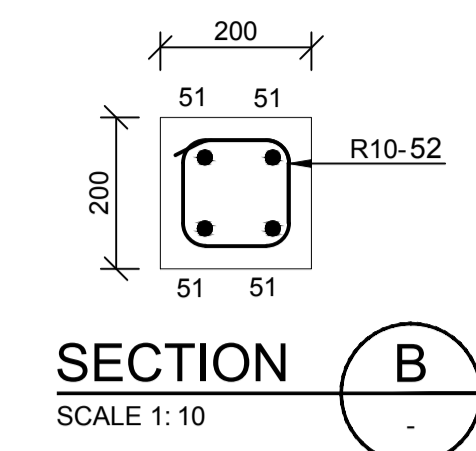
**TYPICAL COLUMN 2 REINFORCEMENT**  
SCALE 1 : 25



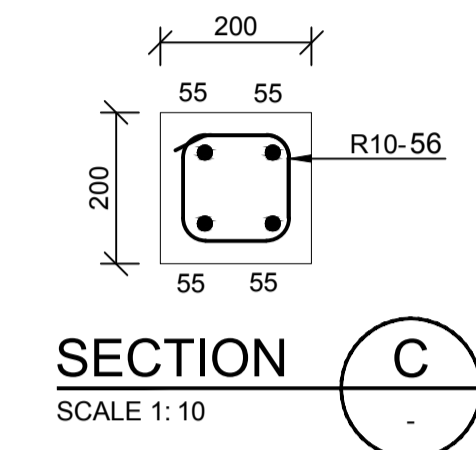
**TYPICAL COLUMN 3 REINFORCEMENT**  
SCALE 1 : 25



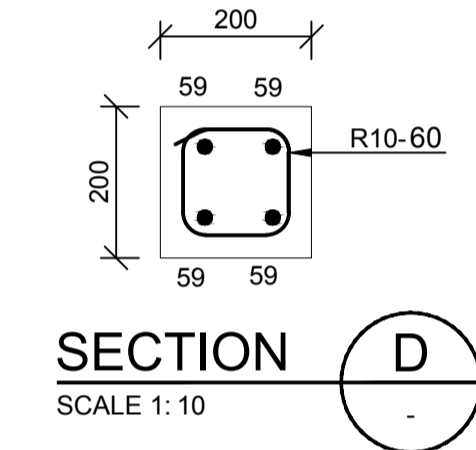
**TYPICAL COLUMN 4 REINFORCEMENT**  
SCALE 1 : 25



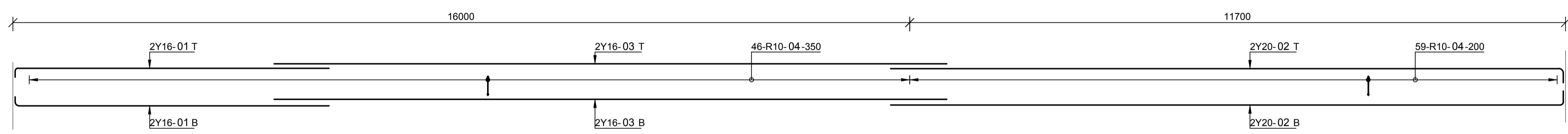
**SECTION B**  
SCALE 1: 10



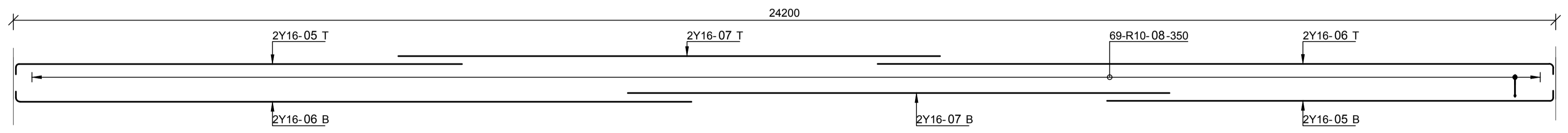
**SECTION C**  
SCALE 1: 10



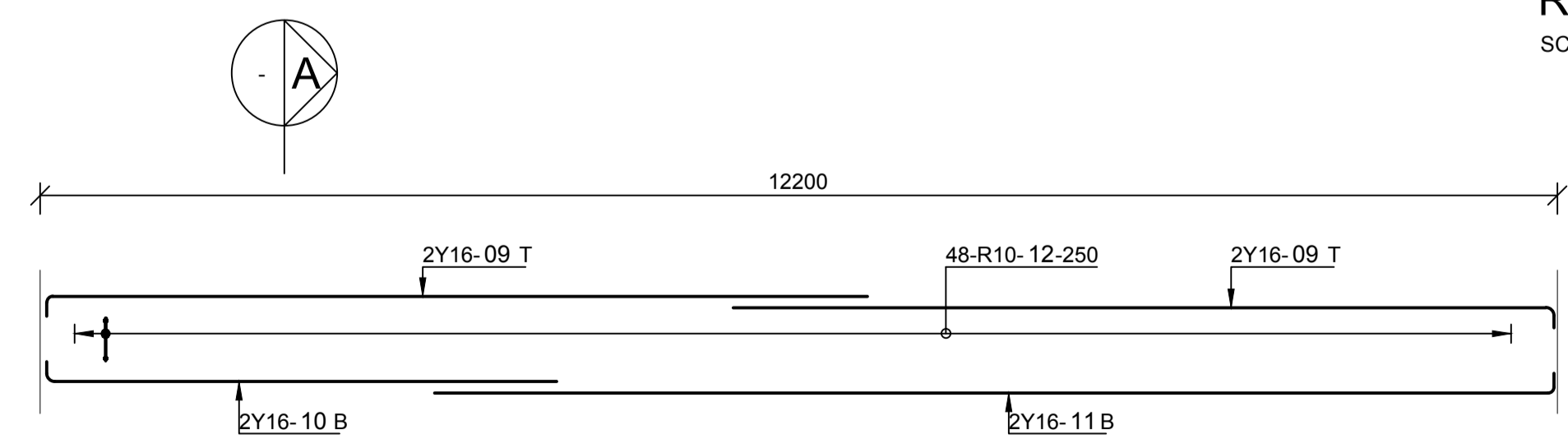
**SECTION D**  
SCALE 1: 10



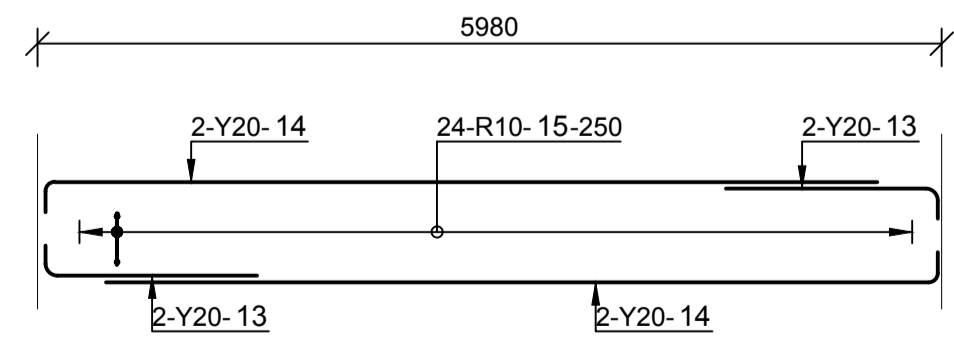
**RING BEAM 1 REINFORCEMENT**  
SCALE 1 : 50



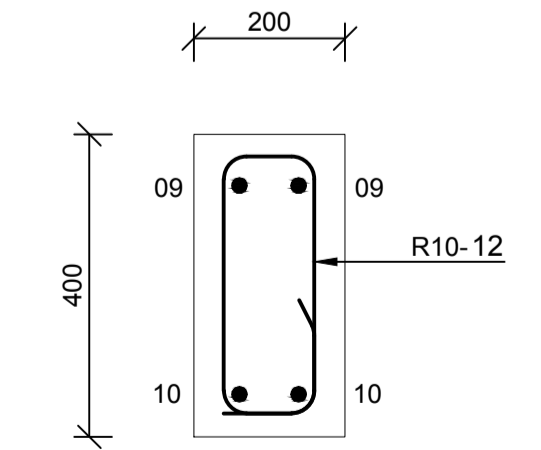
**RING BEAM 2 REINFORCEMENT**  
SCALE 1 : 50



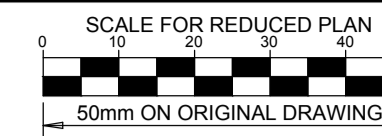
**RING BEAM 3 REINFORCEMENT**  
SCALE 1 : 50



**RING BEAM 4 REINFORCEMENT**  
SCALE 1 : 50



**TYPICAL SECTION SECTION A**  
SCALE 1: 10



**NOTES**

REFER TO STRUCTURAL GENERAL NOTES  
EA-MZ-CI000-WOR-B18-00001-01  
REFER TO FOUNDATION LAYOUT  
EA-MZ-CI0100-WOR-E05-00076-01  
REFER TO BENDING SCHEDULE 47 & 48  
ON DRAWING EA-MZ-CI0100-WOR-E05-00067-01

**ISSUED FOR CONSTRUCTION**

WorleyParsons RSA retains the copyright in all intellectual property, including designs and/or documents prepared in terms of this appointment for the project covered by the appointment. The client may use the designs and/or documents for the sole purpose of their intended use on this project only subject to payment for the design having been received. Use for any other purpose, whether or not the design and/or documents have been paid for, constitutes an infringement of copyright, and all rights are reserved.  
All dimensions must be verified on site before the works commence. Refer any discrepancies to the Engineer.  
Copyright reserved

**REVISIONS**

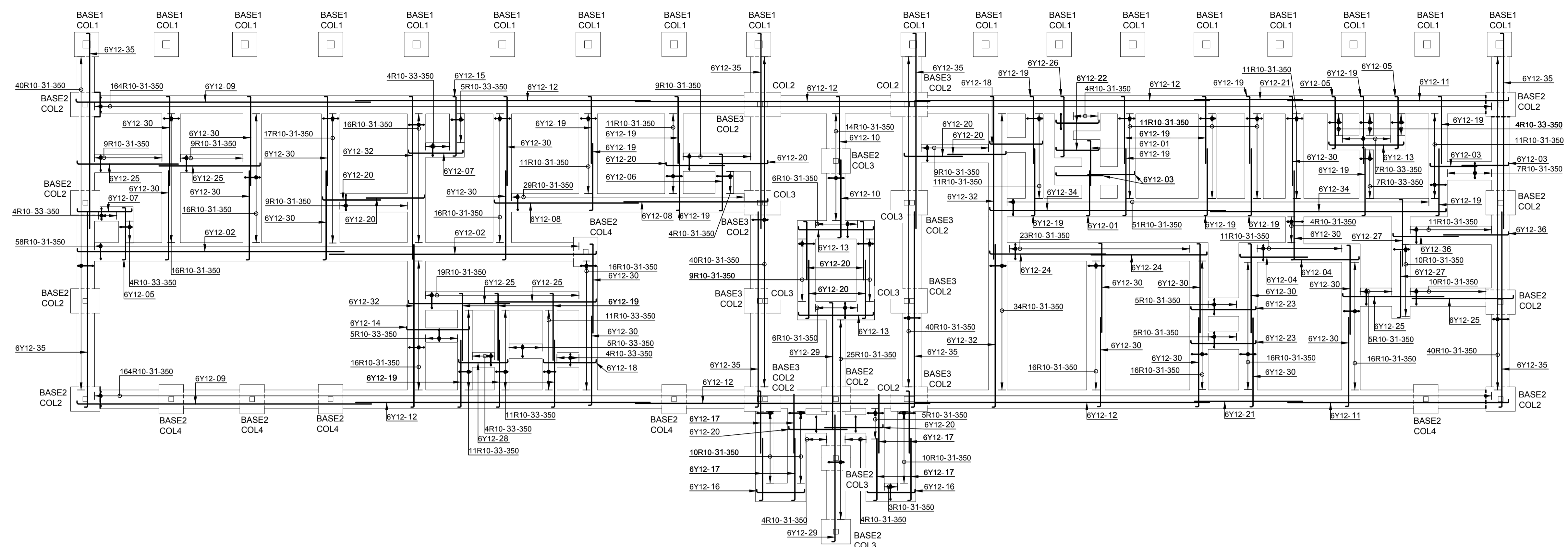
| NO. | DATE     | CHECKED BY | DONE BY | DESCRIPTION                |
|-----|----------|------------|---------|----------------------------|
| A   | 02/11/15 | TS         | NR      | ISSUED FOR INTERNAL REVIEW |
| B   | 03/11/15 | TS         | NR      | ISSUED FOR DETAIL DESIGN   |
| C   | 03/11/15 | TS         | NR      | ISSUED FOR SQUAD CHECK     |
| D   | 04/11/15 | TS         | NR      | ISSUED FOR CLIENT REVIEW   |
| E   | 17/11/15 | TS         | NR      | ISSUED FOR CLIENT APPROVAL |
| 0   | 03/12/15 | TS         | NR      | ISSUED FOR CONSTRUCTION    |

**WorleyParsons**  
resources & energy  
39 MELROSE BOULEVARD, MELROSE ARCH, JOHANNESBURG  
P.O. Box 61232, MARSHALLTOWN, 2107  
TEL: +27 (0)11 218 3000  
FAX: +27(0)11 218 3100  
www.worleyparsons.com  
WorleyParsons RSA (Pty) Ltd.

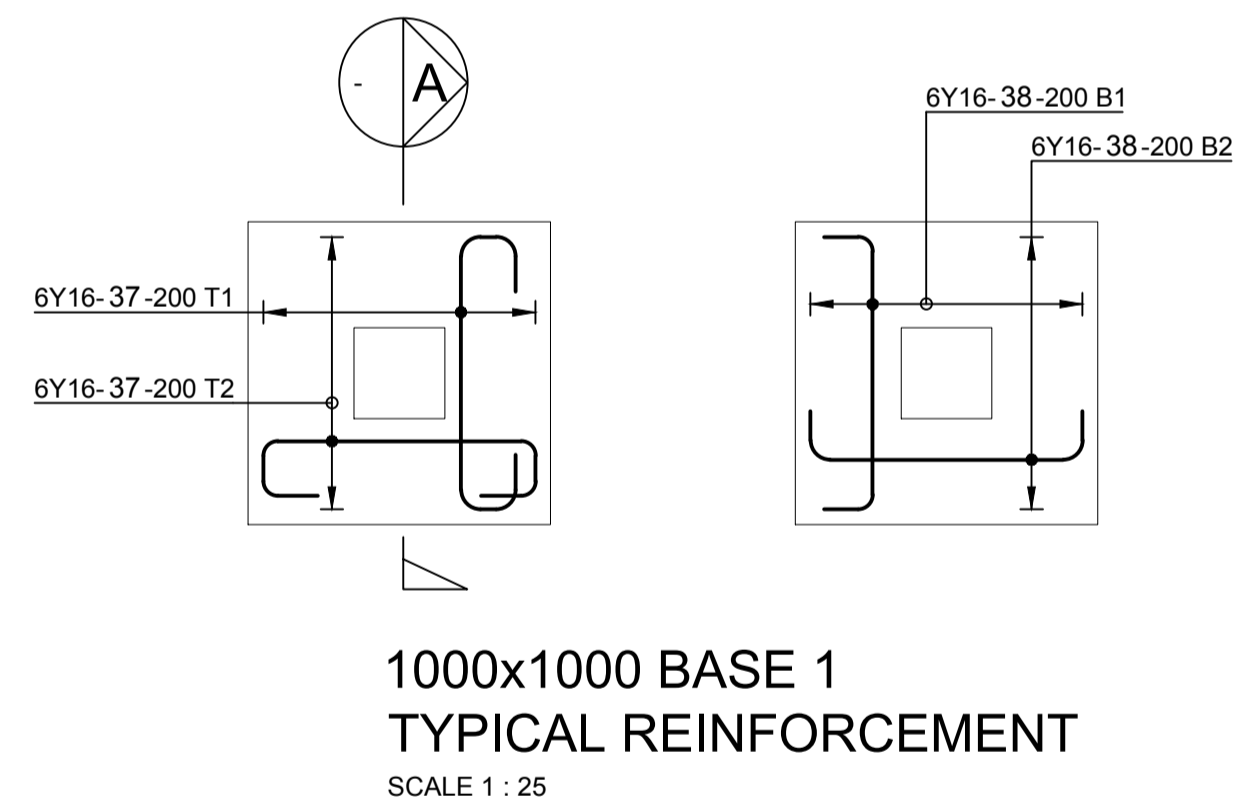
| NAME                              | SIGNATURE           | DATE     |
|-----------------------------------|---------------------|----------|
| DRAWN BY: N ROBINSON              | <i>N Robinson</i>   | 03/12/15 |
| CHECKED: T SNYDERS                | <i>T Snyder</i>     | 03/12/15 |
| DESIGNER: T SNYDERS               | <i>T Snyder</i>     | 03/12/15 |
| PR ENG: I ROBINSON                | <i>I Robinson</i>   | 03/12/15 |
| PROJECT ENG MANAGER: L PADAYACHEE | <i>L Padayachee</i> | 03/12/15 |
| LOCAL PR ENG:                     |                     |          |
| CLIENT:                           |                     |          |

**MOZAMBIQUE**  
GAS DEVELOPMENT PROJECT  
**Anadarko**  
Moçambique Área 1, Lda

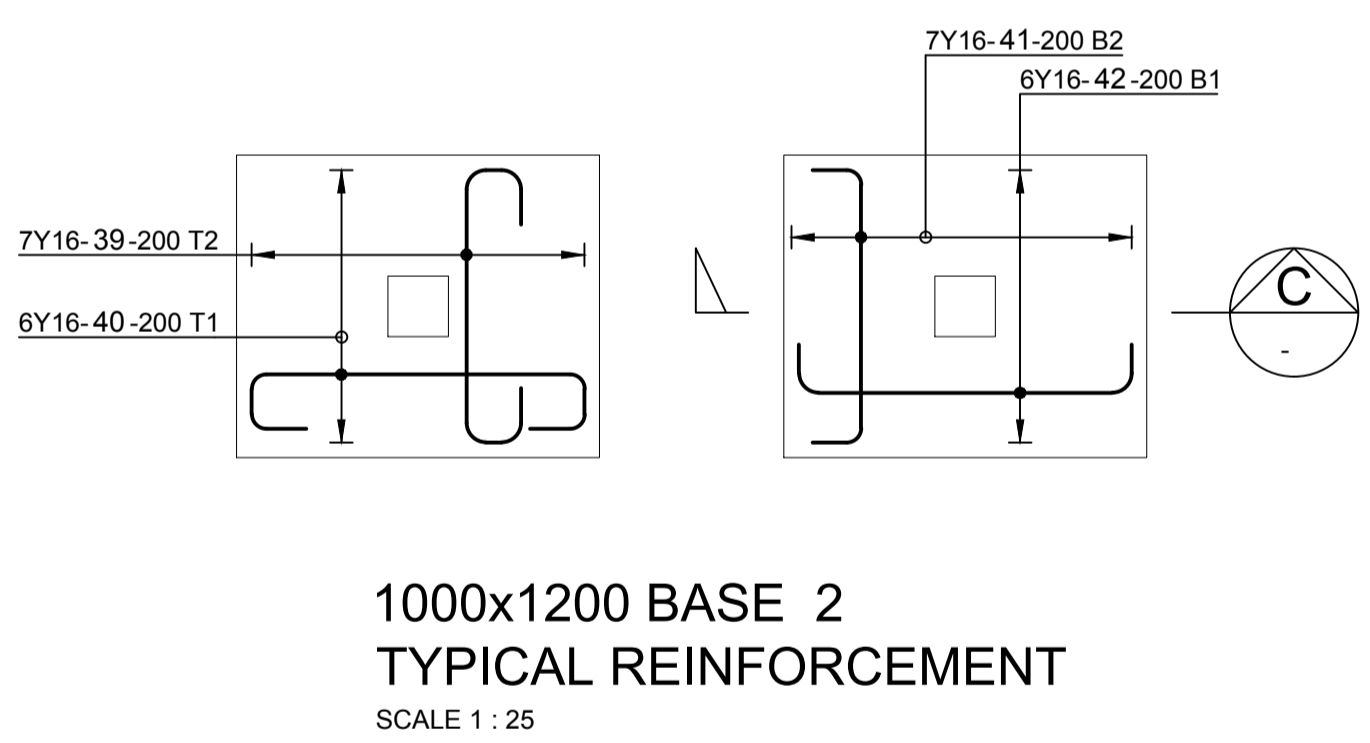
PROJECT  
**AMA 1**  
**RESETTLEMENT VILLAGE**  
DRAWING DESCRIPTION  
**HEALTH CENTER: MATERNITY FOUNDATION REINFORCEMENT LAYOUT**  
SCALE: AS SHOWN ORIGINAL DWG SIZE A1  
DATE: DEC 2015  
DRAWING NUMBER: C00290-00-ST-DAL-0078-001  
REV NO: 0  
ANADARKO DRAWING NUMBER: EA-MZ-CI0100-WOR-E05-00079-01



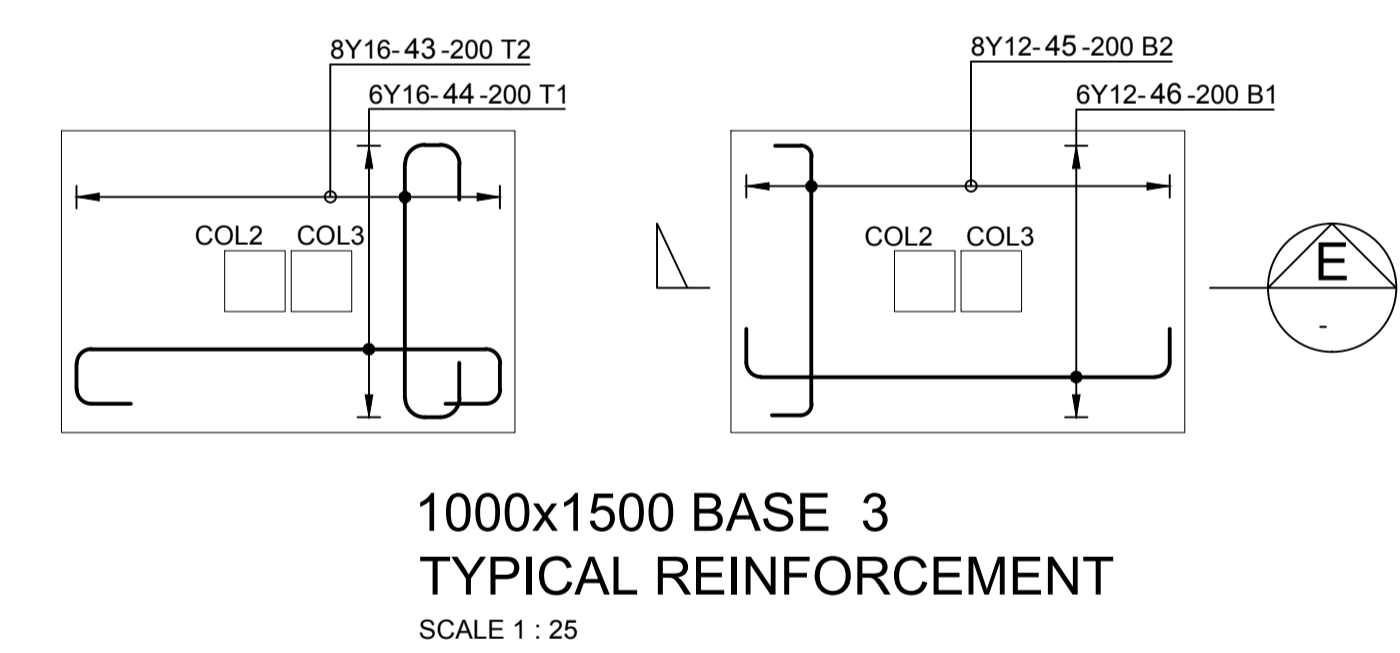
**REINFORCEMENT LAYOUT**  
SCALE 1 : 100



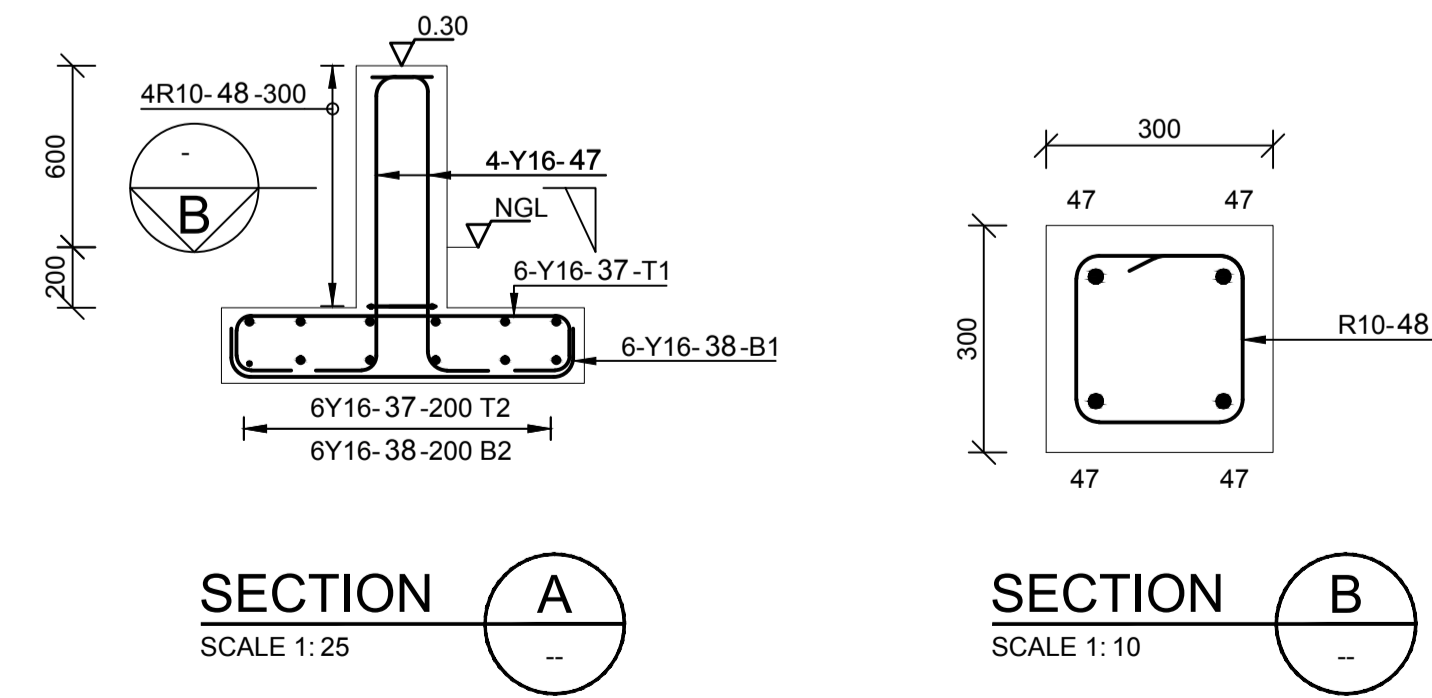
**1000x1000 BASE 1**  
**TYPICAL REINFORCEMENT**  
SCALE 1 : 25



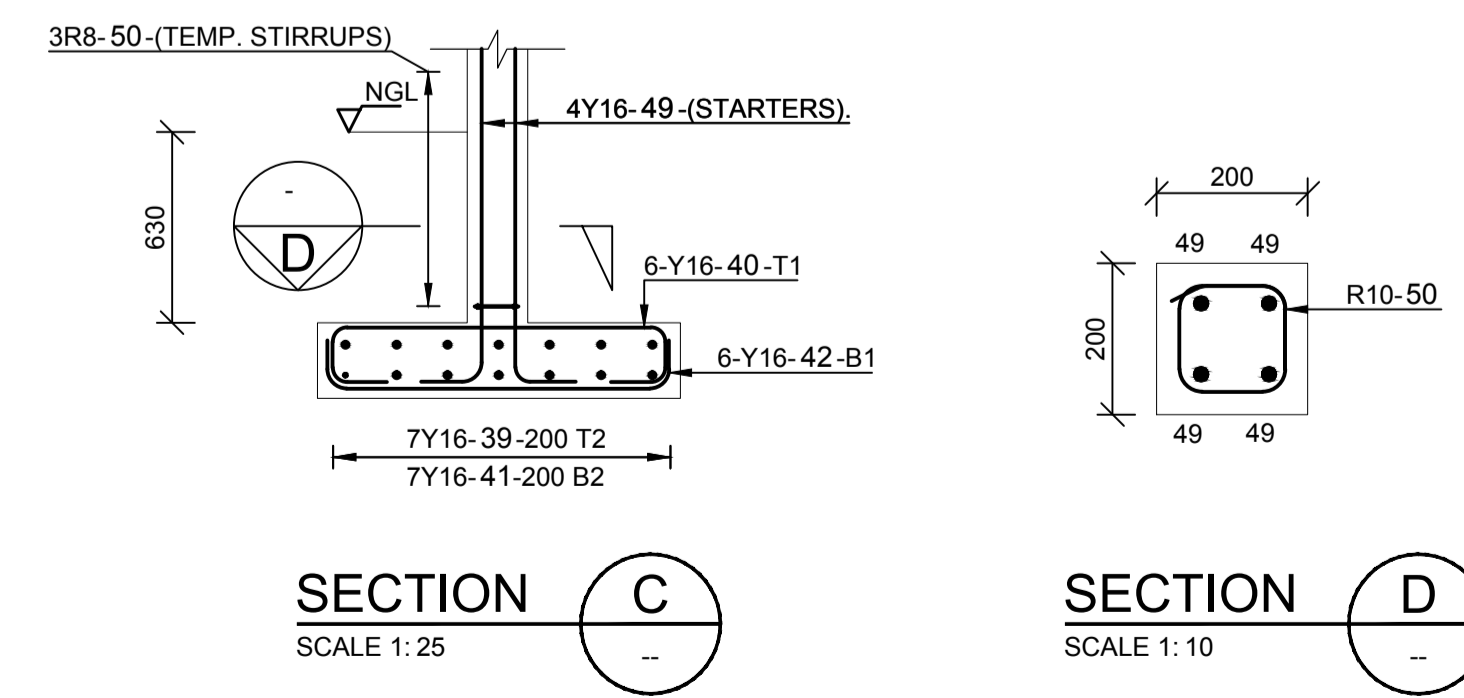
**1000x1200 BASE 2**  
**TYPICAL REINFORCEMENT**  
SCALE 1 : 25



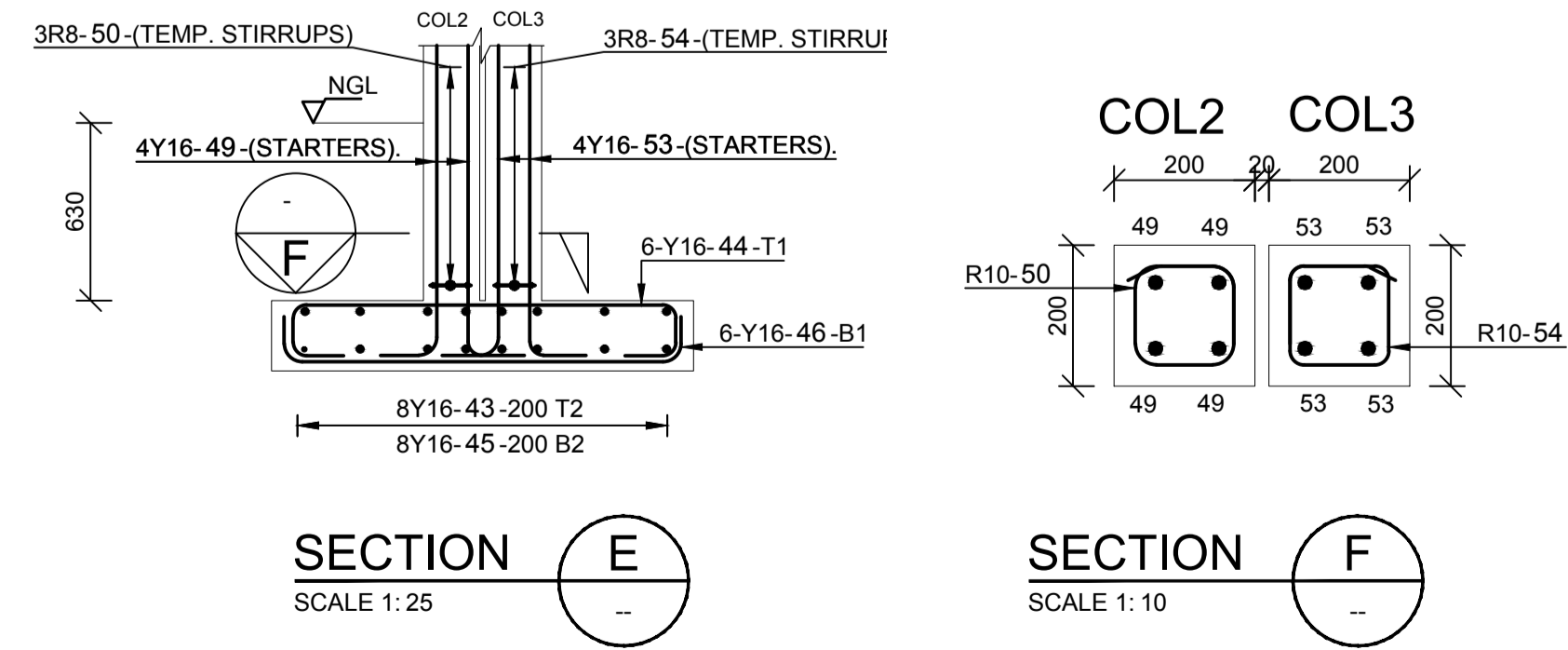
**1000x1500 BASE 3**  
**TYPICAL REINFORCEMENT**  
SCALE 1 : 25



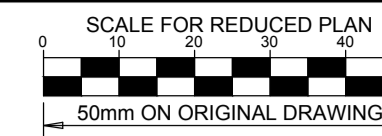
**SECTION A** SCALE 1: 25  
**SECTION B** SCALE 1: 10



**SECTION C** SCALE 1: 25  
**SECTION D** SCALE 1: 10



**SECTION E** SCALE 1: 25  
**SECTION F** SCALE 1: 10



**NOTES**

- REFER TO STRUCTURAL GENERAL NOTES EA-MZ-CI0100-WOR-B18-00001-01
- REFER TO FOUNDATION LAYOUT EA-MZ-CI0100-WOR-E05-00076-01
- REFER TO SURFACE BED LAYOUT EA-MZ-CI0100-WOR-E05-00077-01
- REFER TO CENTER SLAB & RING BEAM REINFORCEMENT EA-MZ-CI0100-WOR-E05-00080-01
- REFER TO LEFT SLAB REINFORCEMENT EA-MZ-CI0100-WOR-E05-00081-01
- REFER TO RIGHT SLAB REINFORCEMENT EA-MZ-CI0100-WOR-E05-00081-01

**ISSUED FOR CONSTRUCTION**

WorleyParsons RSA retains the copyright in all intellectual property, including designs and/or documents prepared in terms of this appointment for the project covered by the appointment. The client may use the designs and/or documents for the sole purpose of their intended use on this project only subject to payment for the design having been received. Use for any other purpose, whether or not the design and/or documents have been paid for, constitutes an infringement of copyright, and all rights are reserved.

All dimensions must be verified on site before the works commence. Refer any discrepancies to the Engineer. Copyright reserved

**REVISIONS**

| NO. | DATE     | CHECKED BY | DONE BY | DESCRIPTION                |
|-----|----------|------------|---------|----------------------------|
| A   | 29/10/15 | TS         | NR      | ISSUED FOR INTERNAL REVIEW |
| B   | 30/10/15 | TS         | NR      | ISSUED FOR DETAIL DESIGN   |
| C   | 30/10/15 | TS         | NR      | ISSUED FOR SQUAD CHECK     |
| D   | 04/11/15 | TS         | NR      | ISSUED FOR CLIENT REVIEW   |
| E   | 17/11/15 | TS         | NR      | ISSUED FOR CLIENT APPROVAL |
| F   | 03/12/15 | TS         | NR      | ISSUED FOR CONSTRUCTION    |

**WorleyParsons**  
resources & energy

39 MELROSE BOULEVARD, MELROSE ARCH, JOHANNESBURG  
P.O. Box 61232, MARSHALLTOWN, 2107  
TEL: +27 (0)11 218 3000  
FAX: +27(0)11 218 3100  
www.worleyparsons.com  
WorleyParsons RSA (Pty) Ltd.

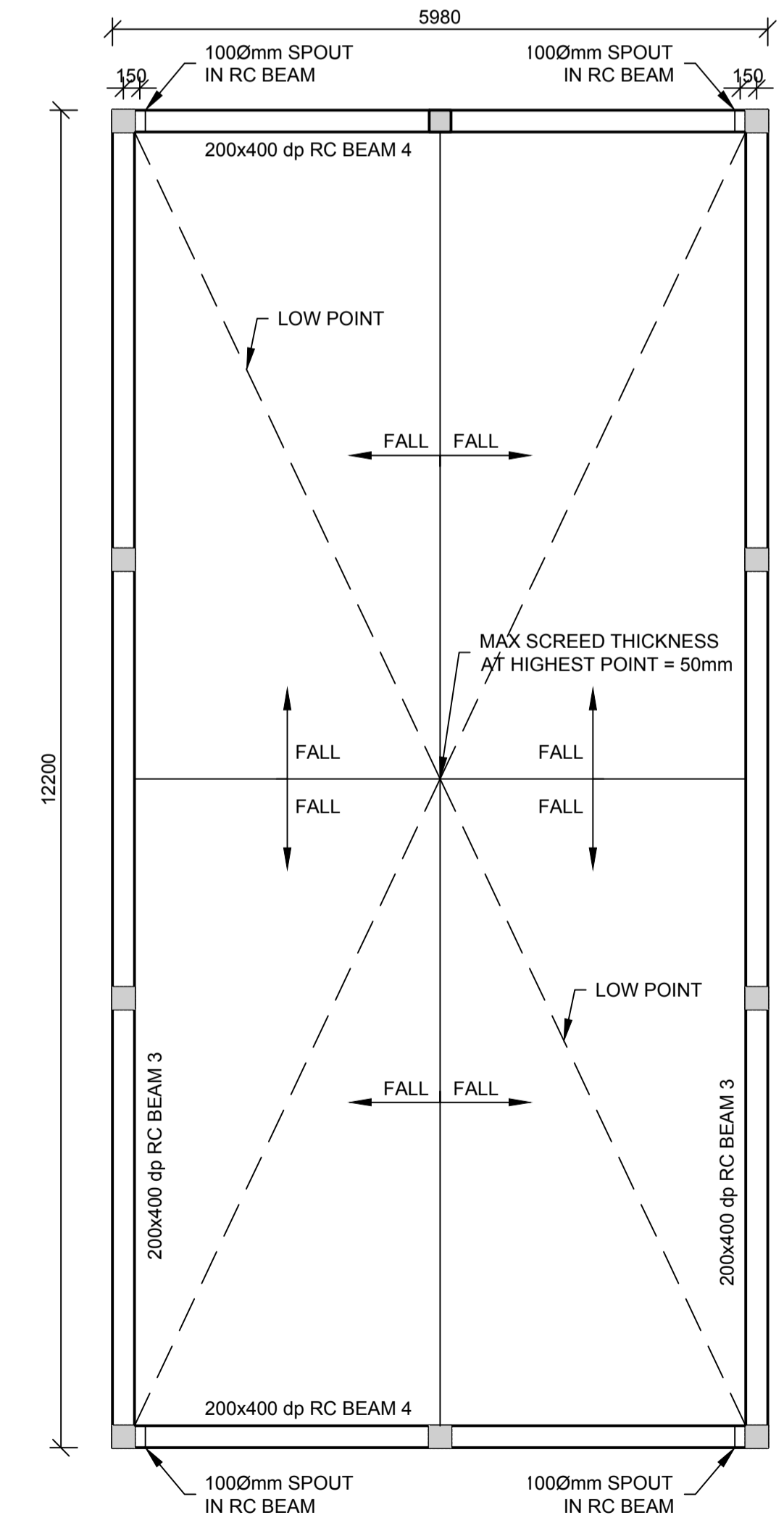
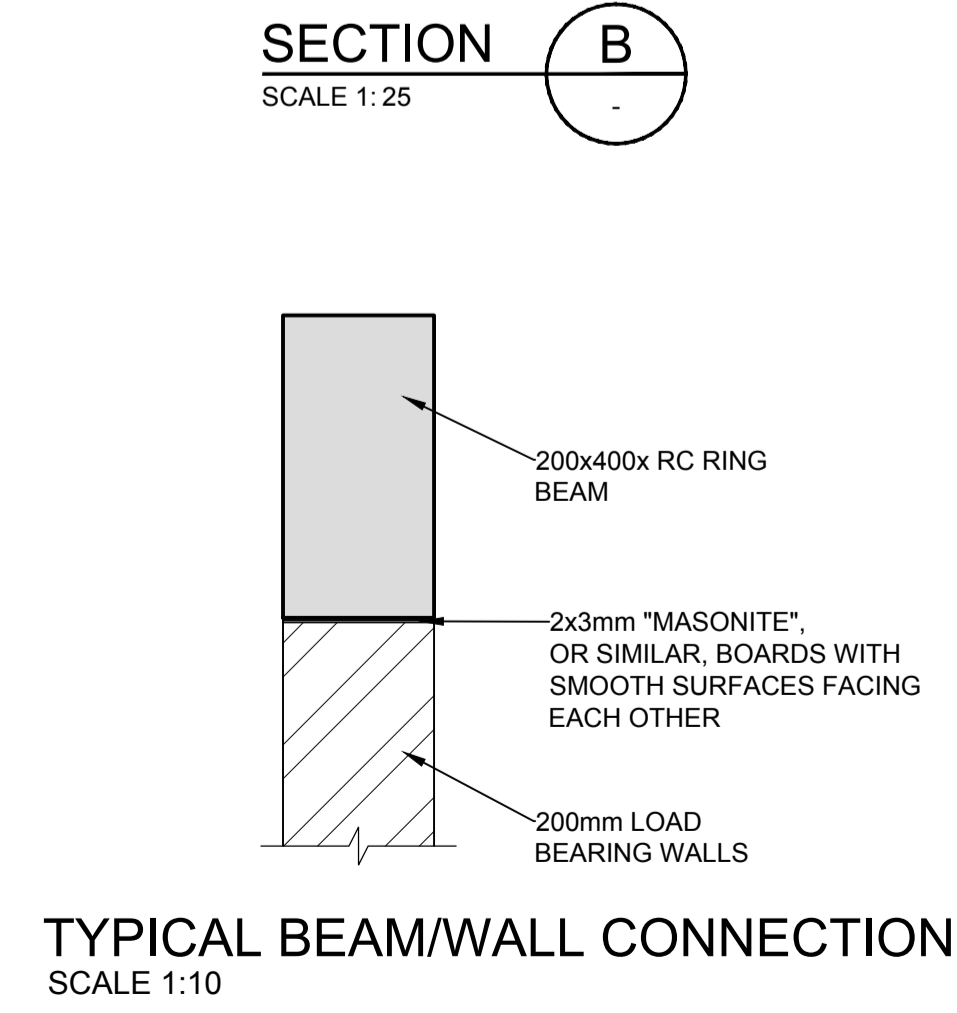
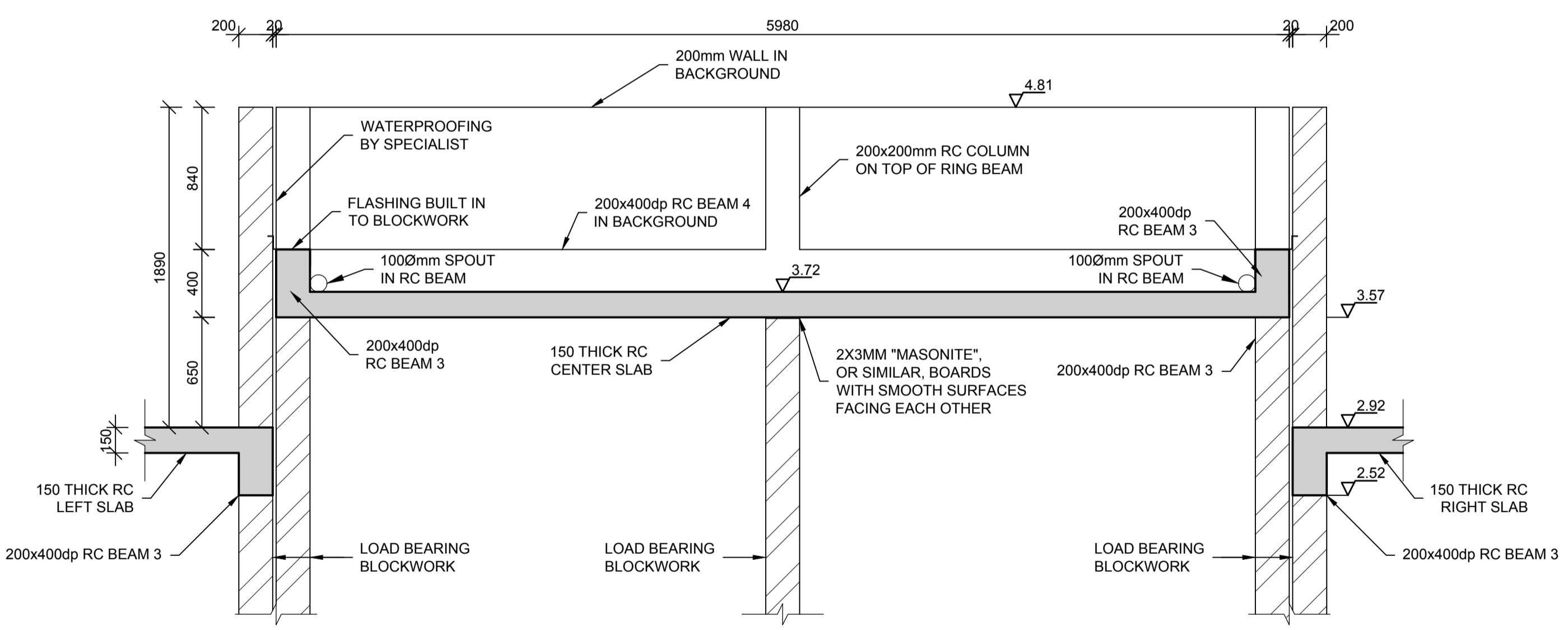
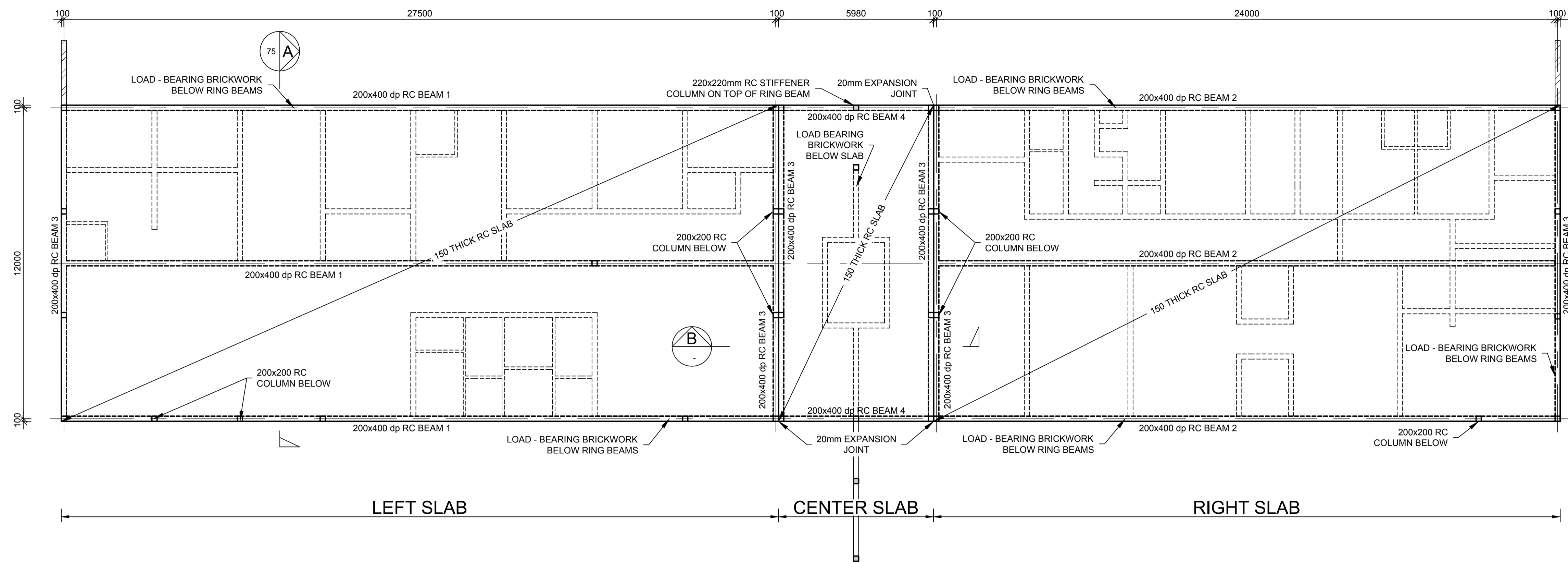
| NAME                              | SIGNATURE           | DATE     |
|-----------------------------------|---------------------|----------|
| DRAWN BY: N ROBINSON              | <i>N Robinson</i>   | 03/12/15 |
| CHECKED: T SNYDERS                | <i>T Snyder</i>     | 03/12/15 |
| DESIGNER: T SNYDERS               | <i>T Snyder</i>     | 03/12/15 |
| PR ENG: I ROBINSON                | <i>I Robinson</i>   | 03/12/15 |
| PROJECT ENG MANAGER: L PADAYACHEE | <i>L Padayachee</i> | 03/12/15 |
| LOCAL PR ENG:                     |                     |          |
| CLIENT:                           |                     |          |

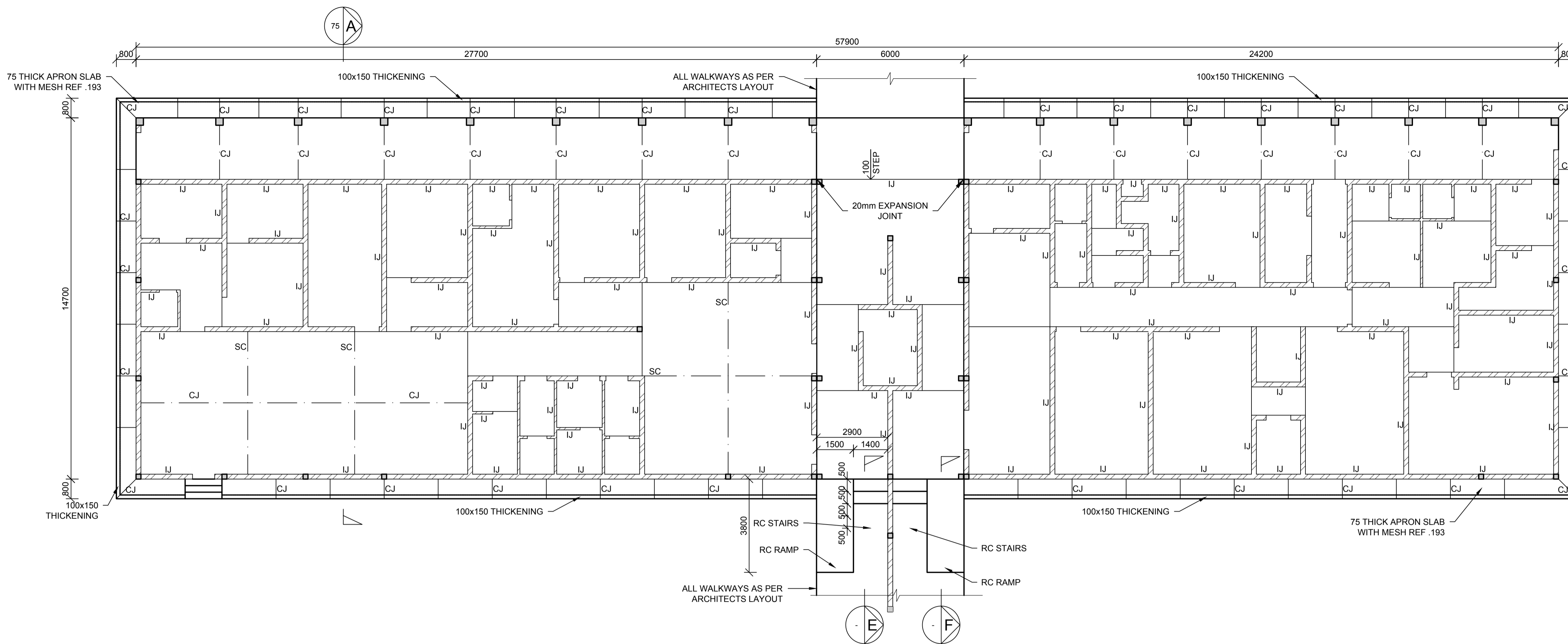
**MOZAMBIQUE**  
GAS DEVELOPMENT PROJECT

**Anadarko**  
Moçambique Área 1, Lda

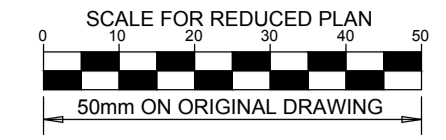
PROJECT  
**AMA 1  
RESETTLEMENT  
VILLAGE**  
DRAWING DESCRIPTION  
**HEALTH CENTER:  
MATERNITY SLAB AND  
RING BEAM LAYOUT**

|  |                  |
|--|------------------|
| SCALE<br>AS SHOWN<br>ORIGINAL DWG SIZE A1                | DATE<br>DEC 2015 |
| DRAWING NUMBER<br>C00290-00-ST-DAL-0077-001              | REV NO<br>0      |
| ANADARKO DRAWING NUMBER<br>EA-MZ-CI0100-WOR-E05-00078-01 |                  |





**SURFACE BED LAYOUT**  
SCALE 1 : 100



**NOTES**

REFER TO STRUCTURAL GENERAL NOTES  
EA-MZ-CI0000-WOR-B18-00001-01

REFER TO FOUNDATION LAYOUT  
EA-MZ-CI0100-WOR-E05-00076-01

REFER TO SLAB & RING BEAM LAYOUT  
EA-MZ-CI0100-WOR-E05-00078-01

**ISSUED FOR CONSTRUCTION**

WorleyParsons RSA retains the copyright in all intellectual property, including designs and/or documents prepared in terms of this appointment for the project covered by the appointment. The client may use the designs and/or documents for the sole purpose of their intended use on this project only subject to payment for the design having been received. Use for any other purpose, whether or not the design and/or documents have been paid for constitutes an infringement of copyright, and all rights are reserved.

All dimensions must be verified on site before the works commence. Refer any discrepancies to the Engineer. Copyright reserved

| REVISIONS |          |            |         |                            |
|-----------|----------|------------|---------|----------------------------|
| NO.       | DATE     | CHECKED BY | DONE BY | DESCRIPTION                |
| A         | 29/10/15 | TS         | NR      | ISSUED FOR INTERNAL REVIEW |
| B         | 30/10/15 | TS         | NR      | ISSUED FOR DETAIL DESIGN   |
| C         | 30/10/15 | TS         | NR      | ISSUED FOR SQUAD CHECK     |
| D         | 04/11/15 | TS         | NR      | ISSUED FOR CLIENT REVIEW   |
| E         | 17/11/15 | TS         | NR      | ISSUED FOR CLIENT APPROVAL |
| 0         | 03/12/15 | TS         | NR      | ISSUED FOR CONSTRUCTION    |

**WorleyParsons**  
resources & energy

39 MELROSE BOULEVARD, MELROSE ARCH, JOHANNESBURG  
P.O. Box 61232, MARSHALLTOWN, 2107  
TEL: +27 (0)11 218 3000  
FAX: +27(0)11 218 3100  
www.worleyparsons.com  
WorleyParsons RSA (Pty) Ltd.

| NAME                              | SIGNATURE           | DATE     |
|-----------------------------------|---------------------|----------|
| DRAWN BY: N ROBINSON              | <i>N Robinson</i>   | 03/12/15 |
| CHECKED: T SNYDERS                | <i>T Snymers</i>    | 03/12/15 |
| DESIGNER: T SNYDERS               | <i>T Snymers</i>    | 03/12/15 |
| PR ENG: I ROBINSON                | <i>I Robinson</i>   | 03/12/15 |
| PROJECT ENG MANAGER: L PADAYACHEE | <i>L Padayachee</i> | 03/12/15 |
| LOCAL PR ENG:                     |                     |          |
| CLIENT:                           |                     |          |

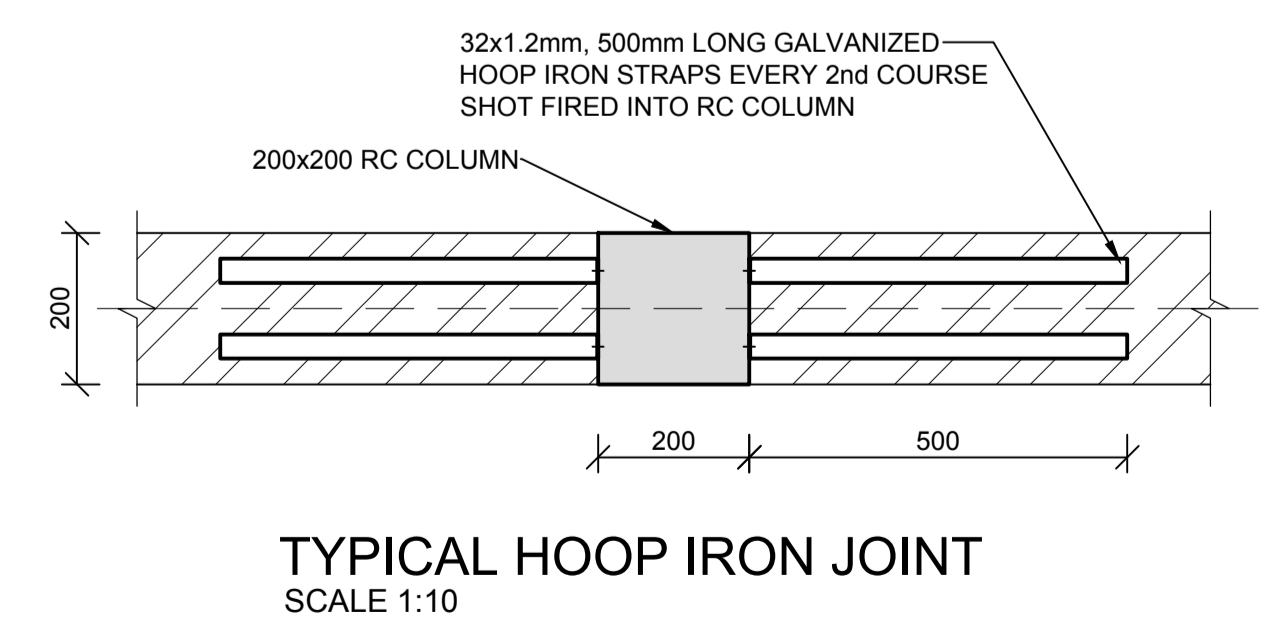
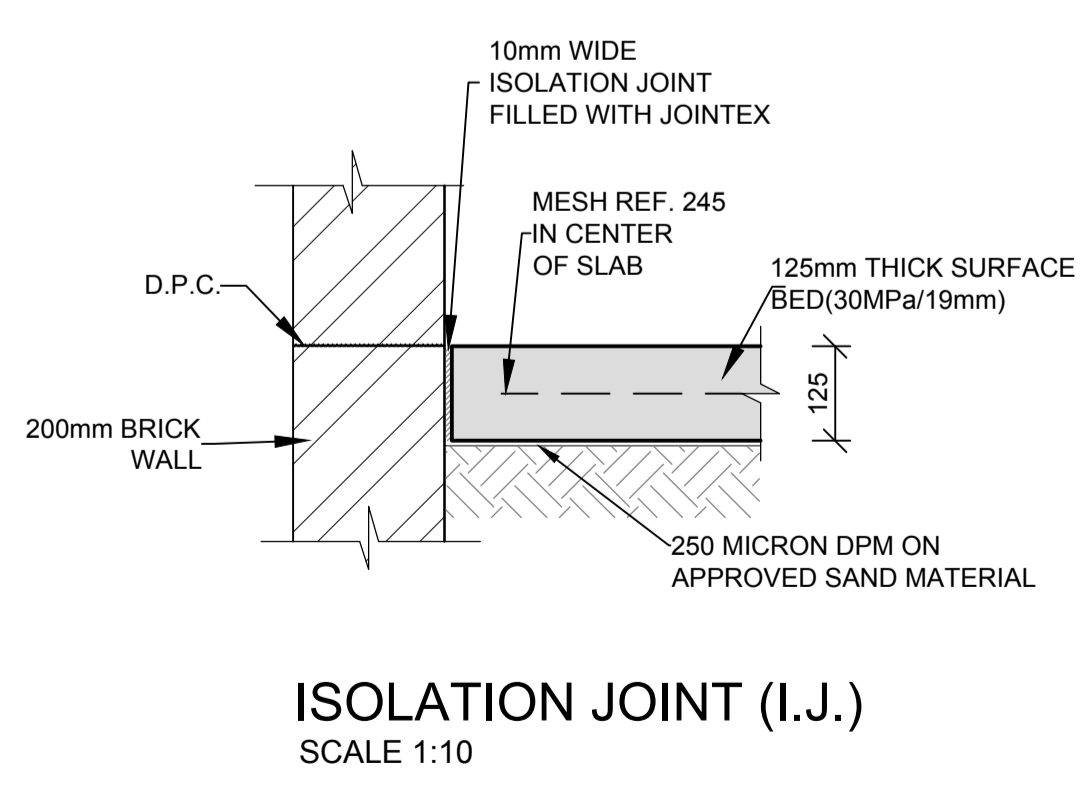
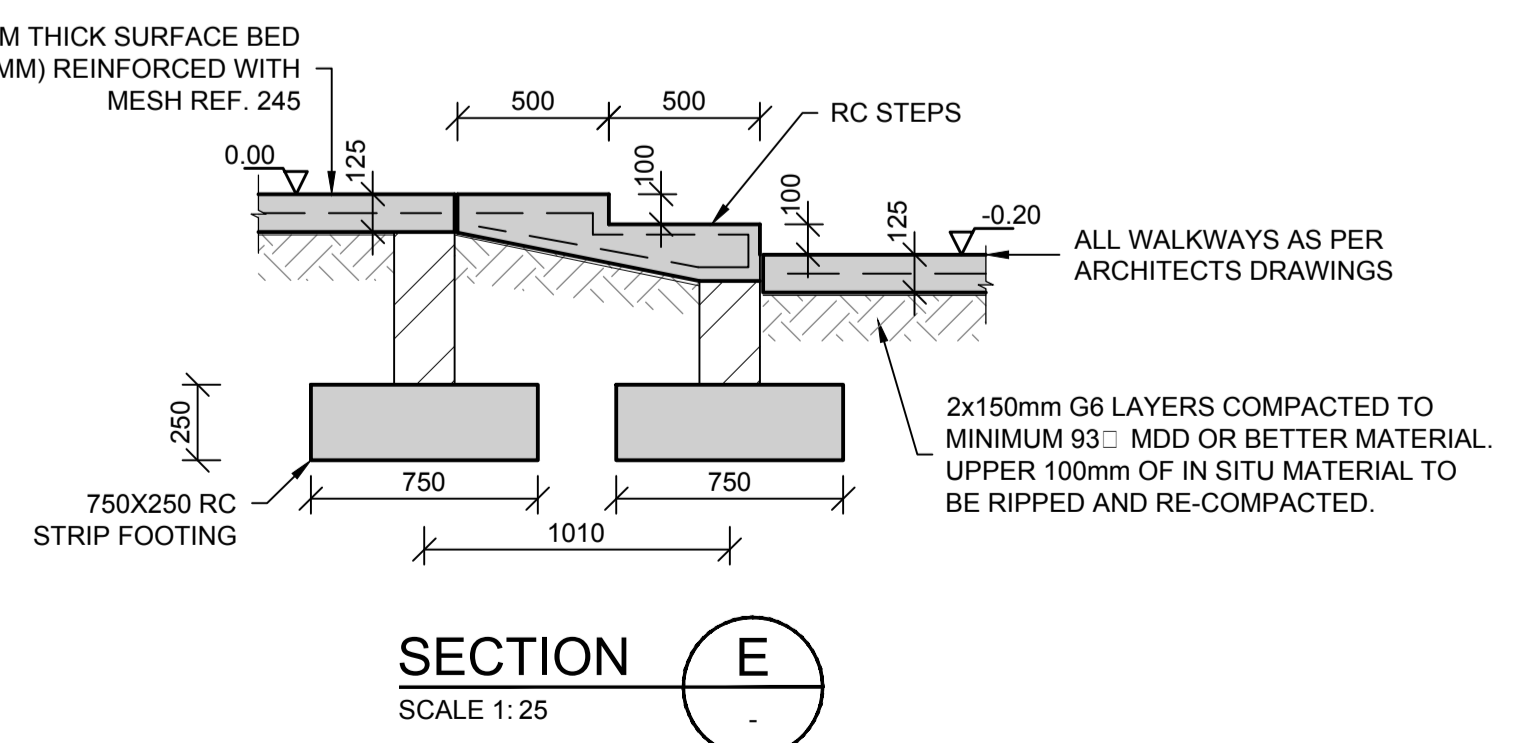
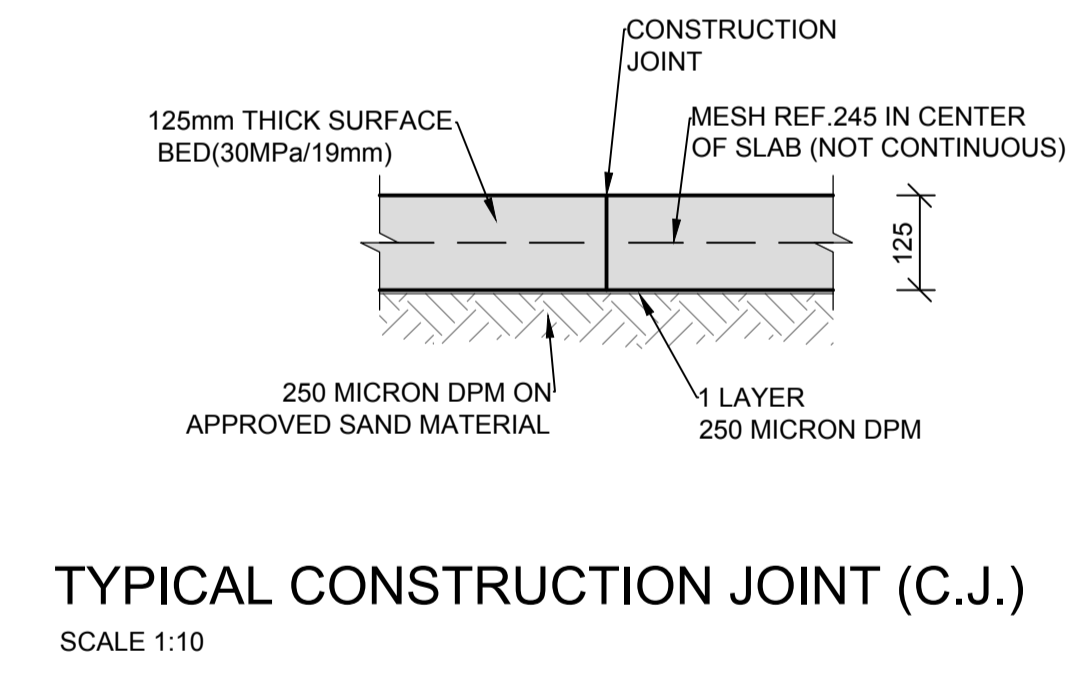
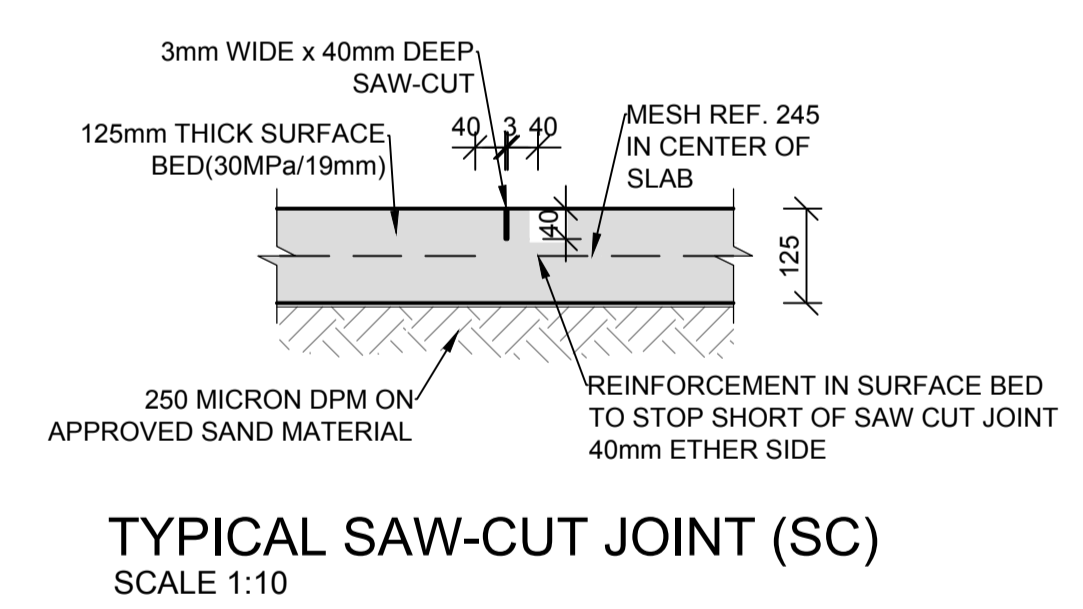
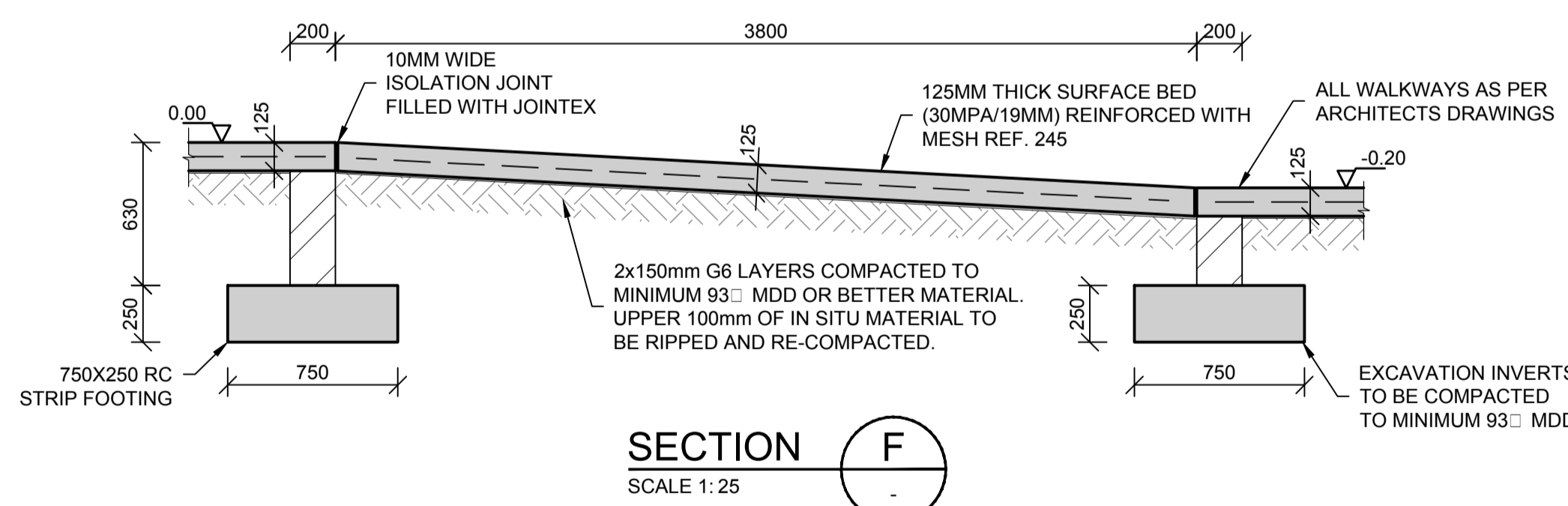
**MOZAMBIQUE**  
GAS DEVELOPMENT PROJECT

**Anadarko**  
Moçambique Área 1, Lda




PROJECT  
**AMA 1**  
**RESETTLEMENT VILLAGE**

DRAWING DESCRIPTION  
**HEALTH CENTER: MATERNITY SURFACE BED LAYOUT**

|  |                  |
|--|------------------|
| SCALE<br>AS SHOWN<br>ORIGINAL DWG SIZE A1                | DATE<br>DEC 2015 |
| DRAWING NUMBER<br>C00290-00-ST-DAL-0076-001              | REV NO<br>0      |
| ANADARKO DRAWING NUMBER<br>EA-MZ-CI0100-WOR-E05-00077-01 |                  |





|   |                                   |  |  |
|---|-----------------------------------|--|--|
|  | <i>Mozambique Gas Development</i> |  | <br>Moçambique Área 1, Lda<br><br> |
|   | Resettlement Plan                 |  |  |
|   | Annex I: Construction drawings    |  |  |
| Rev. 1  | Rev Date: 27-May-16               |  |  |

## 6. CLINIC STAFF HOUSING

ESTE DESENHO É PARA SER LIDO EM CONJUNTO COM:

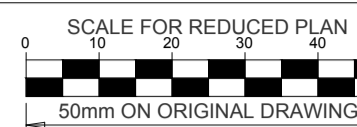
THIS DRAWING IS TO BE READ IN CONJUNCTION WITH:

ARCHITECTURAL  
EA-MZ-CI0100-WOR-E04-00031-01  
EA-MZ-CI0100-WOR-E05-00135-01  
EA-MZ-CI0100-WOR-E05-00136-01  
EA-MZ-CI0100-WOR-E05-00137-01  
EA-MZ-CI0100-WOR-E05-00138-01  
EA-MZ-CI0100-WOR-E05-00146-01

STRUCTURAL  
EA-MZ-CI0100-WOR-E04-00012-01  
EA-MZ-CI0100-WOR-E05-00015-01

WATER  
EA-MZ-CI0100-WOR-E05-00121-01  
EA-MZ-CI0100-WOR-E05-00196-01  
EA-MZ-CI0100-WOR-E05-00196-02

ELECTRICAL  
EA-MZ-CI0100-WOR-E02-00104-01



NOTES

THE FOLLOWING PROCESS MUST BE FOLLOWED WHEN CONSTRUCTING THE FOUNDATIONS, AS PER THE GEOTECHNICAL REPORT (SEE GENERAL NOTES DRAWING FOR MORE INFORMATION):

- a) EXCAVATE DOWN TO A MINIMUM DEPTH OF 1.25m.
- b) COMPACT THE BASE OF THE EXCAVATION TO 95% MDD (MAXIMUM DRY DENSITY) USING HEAVY PLATE-TYPE COMPACTORS. ALL SOFT CLAY RICH MATERIALS ENCOUNTERED AT THE BASE OF THE EXCAVATION ARE TO BE REMOVED AND REPLACED WITH COHESIONLESS MATERIAL, ORIGINALLY EXCAVATED OUT, LESS THE CLAY RICH COMPONENT, AND COMPACTED TO 95% MDD.
- c) BACKFILL EXCAVATION WITH A MINIMUM OF 500mm OF THE MATERIAL ORIGINALLY EXCAVATED, LESS THE CLAY RICH COMPONENT. THIS MATERIAL SHOULD BE PLACED IN LAYERS NOT EXCEEDING 150mm LOOSE THICKNESS AND COMPACTED TO 95% MDD TO FORM A BEARING PAD TO CONSTRUCT THE CONCRETE FOUNDATIONS ON.
- d) THE BEARING PAD SHOULD EXTEND TO AT LEAST 50% OF THE WIDTH OF THE CONCRETE FOUNDATION ON EITHER SIDE.
- e) CONCRETE FOUNDATIONS MAY THEN BE CONSTRUCTED ON THE BACKFILL.

ISSUED FOR CONSTRUCTION

WorleyParsons RSA retains the copyright in all intellectual property, including designs and/or documents prepared in terms of this appointment for the project covered by the appointment. The client may use the designs and/or documents for the sole purpose of their intended use on this project only subject to payment for the design having been received. Use for any other purpose, whether or not the design and/or documents have been paid for constitutes an infringement of copyright, and all rights are reserved.

All dimensions must be verified on site before the works commence. Refer any discrepancies to the Engineer. Copyright reserved

REVISIONS

| NO. | DATE     | CHECKED | DONE BY | DESCRIPTION                |
|-----|----------|---------|---------|----------------------------|
| A   | 05/11/15 | MM      | CP      | ISSUED FOR INTERNAL REVIEW |
| B   | 05/11/15 | MM      | CP      | ISSUED FOR DETAIL DESIGN   |
| C   | 05/11/15 | MM      | CP      | ISSUED FOR SQUAD CHECK     |
| D   | 05/11/15 | MM      | CP      | ISSUED FOR CLIENT REVIEW   |
| E   | 13/11/15 | MM      | CP      | ISSUED CLIENT APPROVAL     |
| O   | 25/11/15 | MM      | CP      | ISSUED FOR CONSTRUCTION    |

**WorleyParsons**  
resources & energy  
39 MELROSE BOULEVARD, MELROSE ARCH, JOHANNESBURG  
P.O. Box 61232, MARSHALLTOWN, 2107  
TEL: +27 (0)11 218 3000  
FAX: +27(0)11 218 3100  
www.worleyparsons.com  
WorleyParsons RSA (Pty) Ltd.

ARCUS CONSULTORES, Lda.  
• Arquitectura • Planeamento Físico  
• Urbanismo • Engenharia Multidisciplinar  
• Av. 25 de Setembro, Nº1676, 1º andar Frontal  
• Telef: +251 21 311 724 Maputo Moçambique  
• E-mail: arcusconsultores@vni.co.mz

**MESCH**  
arquitectos

| NAME                              | SIGNATURE | DATE |
|-----------------------------------|-----------|------|
| DRAWN BY: ARCUS /MIN.HEALTH       |           |      |
| CHECKED: MESCH                    |           |      |
| DESIGNER: ARCUS /MIN.HEALTH       |           |      |
| PR ENG:                           |           |      |
| PROJECT ENG MANAGER: L PADAYACHEE |           |      |
| LOCAL PR ENG:                     |           |      |
| CLIENT:                           |           |      |

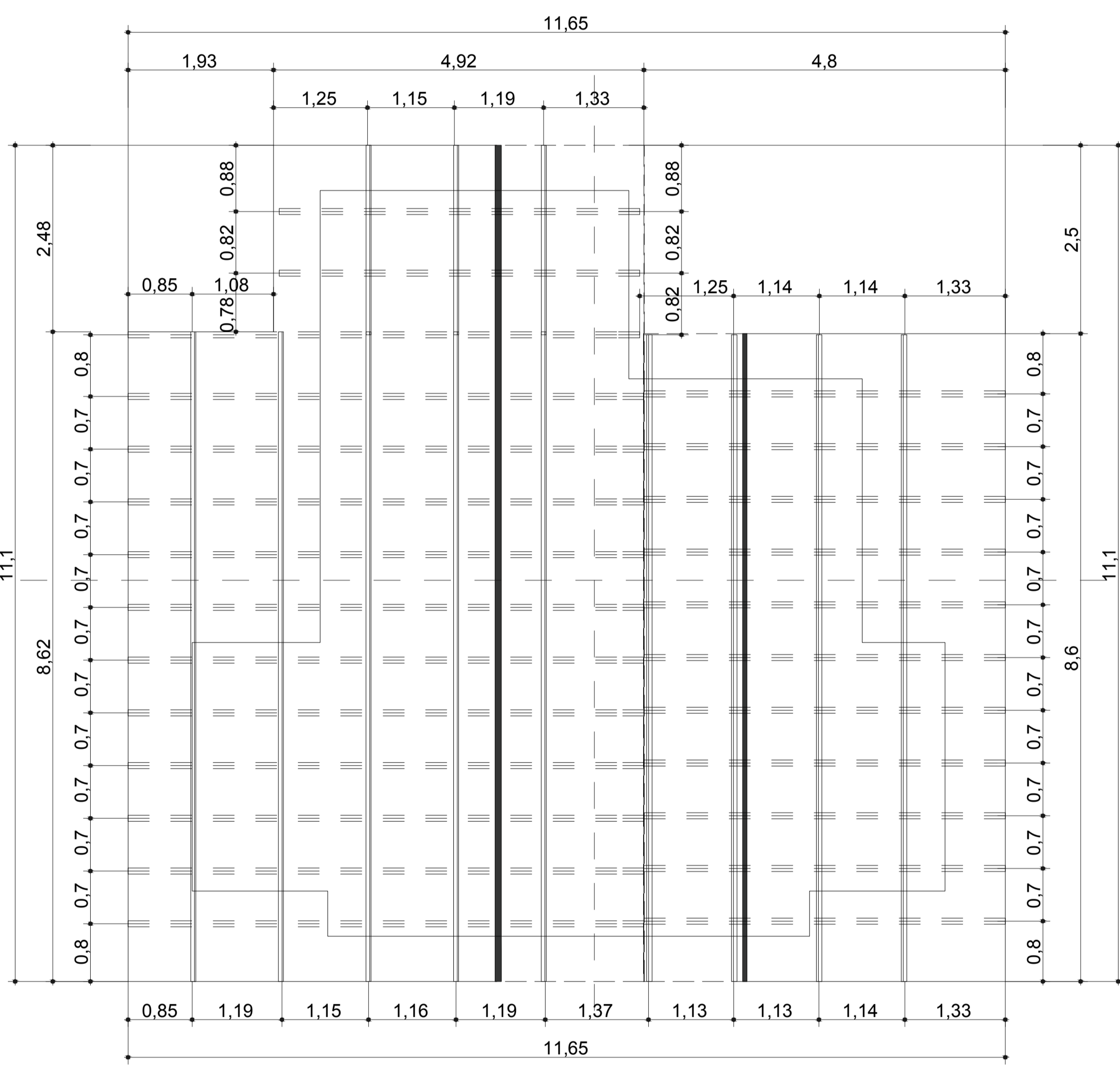
**MOZAMBIQUE**  
GAS DEVELOPMENT PROJECT

**Anadarko**  
Moçambique Área 1, Lda


PROJECT  
**AMA 1**  
**RESETTLEMENT VILLAGE**

DRAWING DESCRIPTION  
HEALTH CLINIC - STAFF HOUSE  
ROOF PLANS  
CENTRO DE SAUDE - CASA FUNC.  
PLANTAS DE COBERTURA

| SCALE                            | DATE          |
|----------------------------------|---------------|
| AS SHOWN<br>ORIGINAL DWG SIZE A1 | NOVEMBER 2015 |
| DRAWING NUMBER                   | REV NO        |
| C00290-00-AR-DLP-0019-001        | 0             |
| ANADARKO DRAWING NUMBER          |               |
| EA-MZ-CI0100-WOR-E05-00136-01    |               |



PLANTA DE ESTRUTURA DE COBERTURA  
STRUTURAL ROOF PLAN 1:50



PLANTA DE COBERTUA  
ROOF PLAN 1:50

ELEVATION 15  
Alcado 15

Alcado 14  
ELEVATION 14

ELEVATION 13  
Alcado 13

Alcado 16  
ELEVATION 16

**ESTE DESENHO É PARA SER LIDO EM CONJUNTO COM:**


**THIS DRAWING IS TO BE READ IN CONJUNCTION WITH:**

**ARCHITECTURAL**  
 EA-MZ-CI0100-WOR-E04-00031-01  
 EA-MZ-CI0100-WOR-E05-00135-01  
 EA-MZ-CI0100-WOR-E05-00136-01  
 EA-MZ-CI0100-WOR-E05-00137-01  
 EA-MZ-CI0100-WOR-E05-00138-01  
 EA-MZ-CI0100-WOR-E05-00146-01

**STRUCTURAL**  
 EA-MZ-CI0100-WOR-E04-00012-01  
 EA-MZ-CI0100-WOR-E05-00015-01

**WATER**  
 EA-MZ-CI0100-WOR-E05-00121-01  
 EA-MZ-CI0100-WOR-E05-00196-01  
 EA-MZ-CI0100-WOR-E05-00196-02

**ELECTRICAL**  
 EA-MZ-CI0100-WOR-E02-00104-01



**NOTES**

- THE FOLLOWING PROCESS MUST BE FOLLOWED WHEN CONSTRUCTING THE FOUNDATIONS, AS PER THE GEOTECHNICAL REPORT (SEE GENERAL NOTES DRAWING FOR MORE INFORMATION):
- EXCAVATE DOWN TO A MINIMUM DEPTH OF 1.25m.
  - COMPACT THE BASE OF THE EXCAVATION TO 95% MDD (MAXIMUM DRY DENSITY) USING HEAVY PLATE-TYPE COMPACTORS. ALL SOFT CLAY RICH MATERIALS ENCOUNTERED AT THE BASE OF THE EXCAVATION ARE TO BE REMOVED AND REPLACED WITH COHESIONLESS MATERIAL, ORIGINALLY EXCAVATED OUT, LESS THE CLAY RICH COMPONENT, AND COMPACTED TO 95% MDD.
  - BACKFILL EXCAVATION WITH A MINIMUM OF 500mm OF THE MATERIAL, ORIGINALLY EXCAVATED, LESS THE CLAY RICH COMPONENT. THIS MATERIAL SHOULD BE PLACED IN LAYERS NOT EXCEEDING 150mm LOOSE THICKNESS AND COMPACTED TO 95% MDD TO FORM A BEARING PAD TO CONSTRUCT THE CONCRETE FOUNDATIONS ON.
  - THE BEARING PAD SHOULD EXTEND TO AT LEAST 50% OF THE WIDTH OF THE CONCRETE FOUNDATION ON EITHER SIDE.
  - CONCRETE FOUNDATIONS MAY THEN BE CONSTRUCTED ON THE BACKFILL.

**ISSUED FOR CONSTRUCTION**

WorleyParsons RSA retains the copyright in all intellectual property, including designs and/or documents prepared in terms of this appointment for the project covered by the appointment. The client may use the designs and/or documents for the sole purpose of their intended use on this project only subject to payment for the design having been received. Use for any other purpose, whether or not the design and/or documents have been paid for constitutes an infringement of copyright, and all rights are reserved. All dimensions must be verified on site before the works commence. Refer any discrepancies to the Engineer. Copyright reserved

| REVISIONS |          |         |         |                            |
|-----------|----------|---------|---------|----------------------------|
| NO.       | DATE     | CHECKED | DONE BY | DESCRIPTION                |
| A         | 05/11/15 | MM      | CP      | ISSUED FOR INTERNAL REVIEW |
| B         | 05/11/15 | MM      | CP      | ISSUED FOR DETAIL DESIGN   |
| C         | 05/11/15 | MM      | CP      | ISSUED FOR SQUAD CHECK     |
| D         | 05/11/15 | MM      | CP      | ISSUED FOR CLIENT REVIEW   |
| E         | 13/11/15 | MM      | CP      | ISSUED CLIENT APPROVAL     |
| O         | 25/11/15 | MM      | CP      | ISSUED FOR CONSTRUCTION    |

**WorleyParsons**  
 resources & energy  
 39 MELROSE BOULEVARD, MELROSE ARCH, JOHANNESBURG  
 P.O. Box 61232, MARSHALLTOWN, 2107  
 TEL: +27 (0)11 218 3000  
 FAX: +27(0)11 218 3100  
 www.worleyparsons.com  
 WorleyParsons RSA (Pty) Ltd.

ARCUS CONSULTORES, Lda.  
 ■ Arquitectura ■ Planeamento Físico  
 ■ Urbanismo ■ Engenharia Hidráulica  
 ■ Av. 25 de Setembro, Nº1676, 1ª andar Frontal  
 ■ Telef: 258-21 311 2ª Hab: 258-21311  
 ■ E-mail: arcusconsultores@pccabo.co.mz

**MESCH**  
 arquitetos

| NAME                              | SIGNATURE | DATE |
|-----------------------------------|-----------|------|
| DRAWN BY: ARCUS /MIN.HEALTH       |           |      |
| CHECKED: MESCH                    |           |      |
| DESIGNER: ARCUS /MIN.HEALTH       |           |      |
| PR ENG:                           |           |      |
| PROJECT ENG MANAGER: L PADAYACHEE |           |      |
| LOCAL PR ENG:                     |           |      |
| CLIENT:                           |           |      |

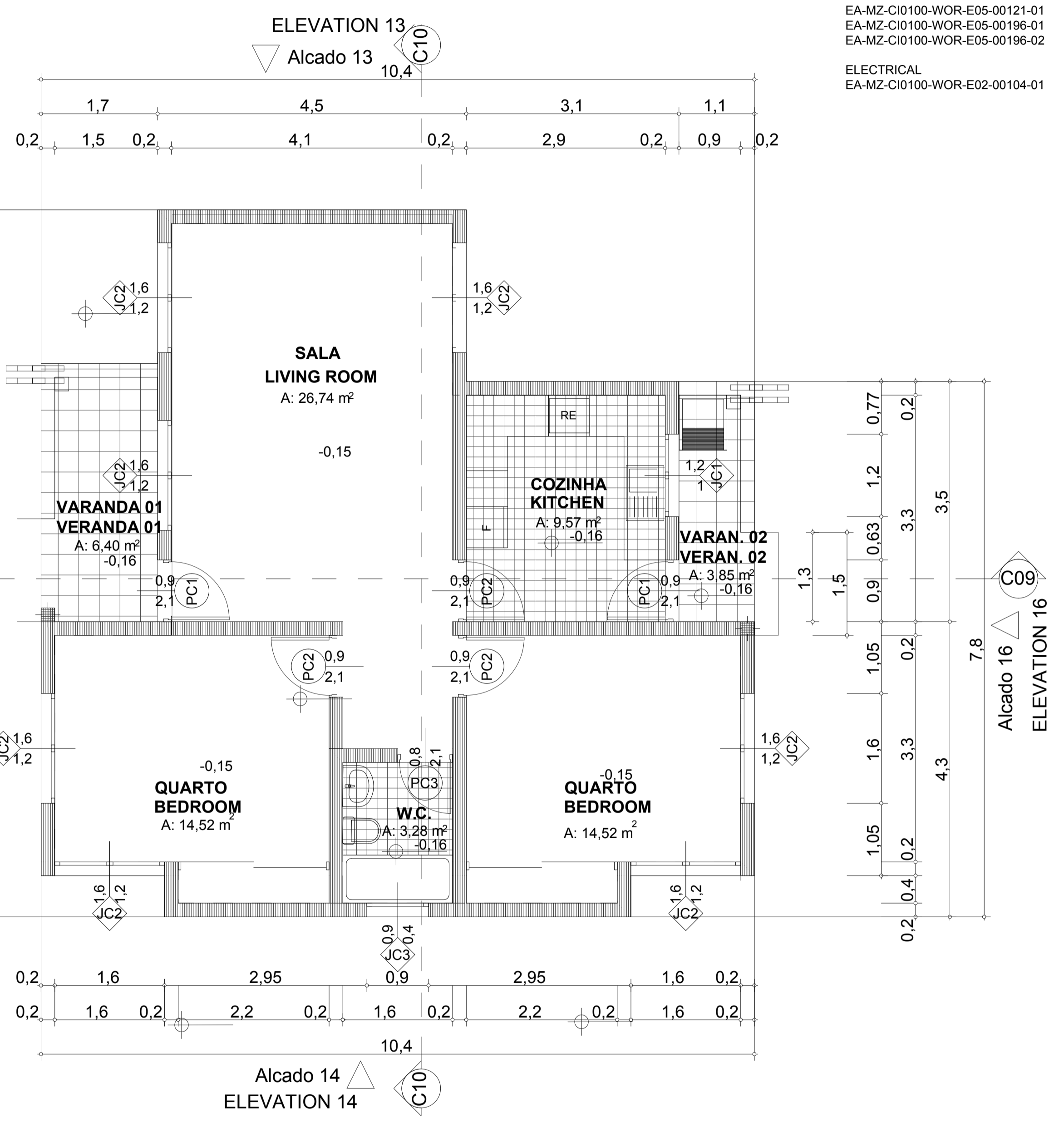
**MOZAMBIQUE**  
 GAS DEVELOPMENT PROJECT

**Anadarko**  
 Moçambique Área 1, Lda

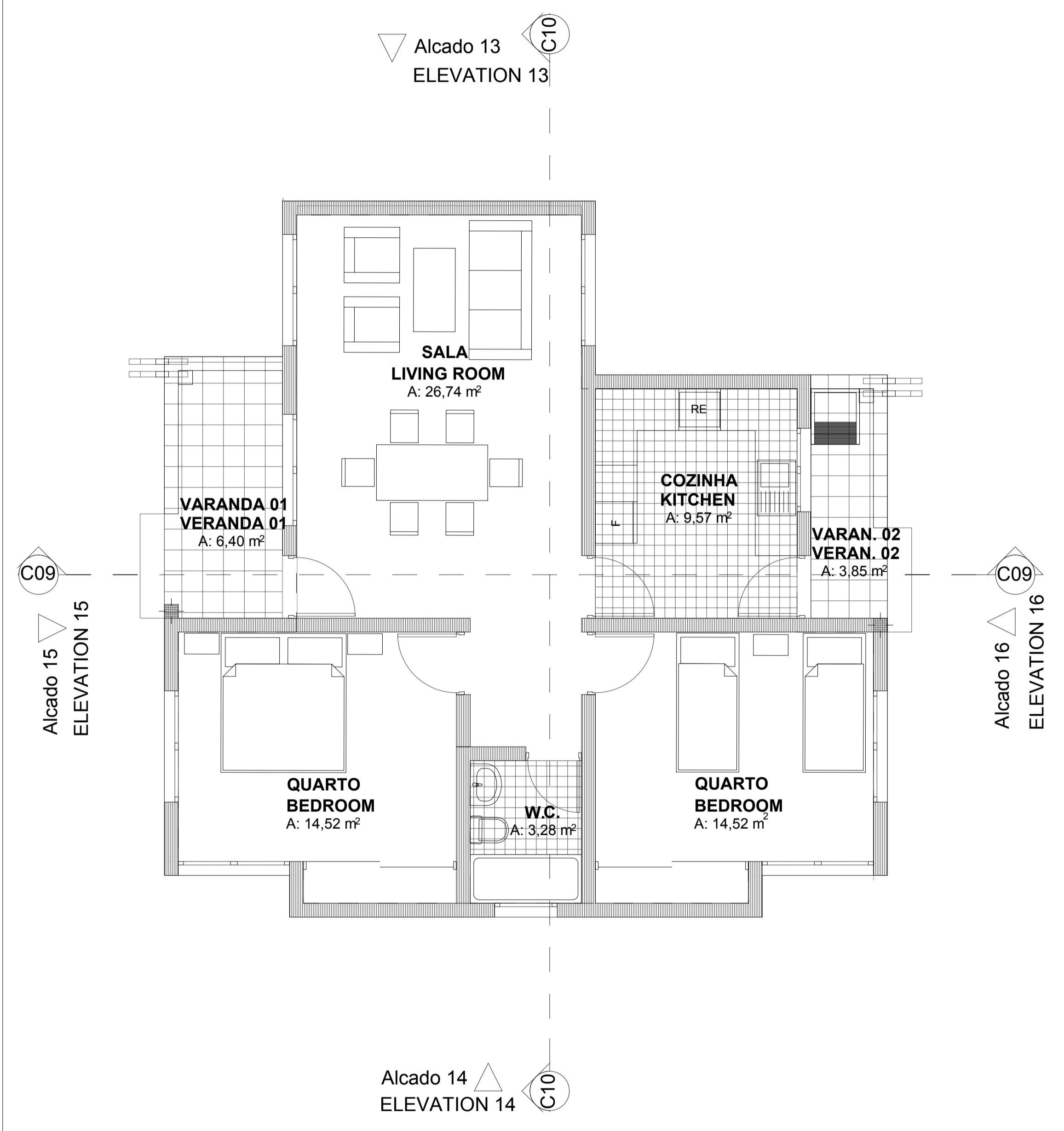
PROJECT  
**AMA 1**  
**RESETTLEMENT VILLAGE**

DRAWING DESCRIPTION  
 HEALTH CLINIC - STAFF HOUSE  
 EQUIPMENT & DIMENSIONED PLANS  
 CENTRO DE SAUDE - CASA FUNC.  
 PLANTAS DE EQUIP. E COTADA

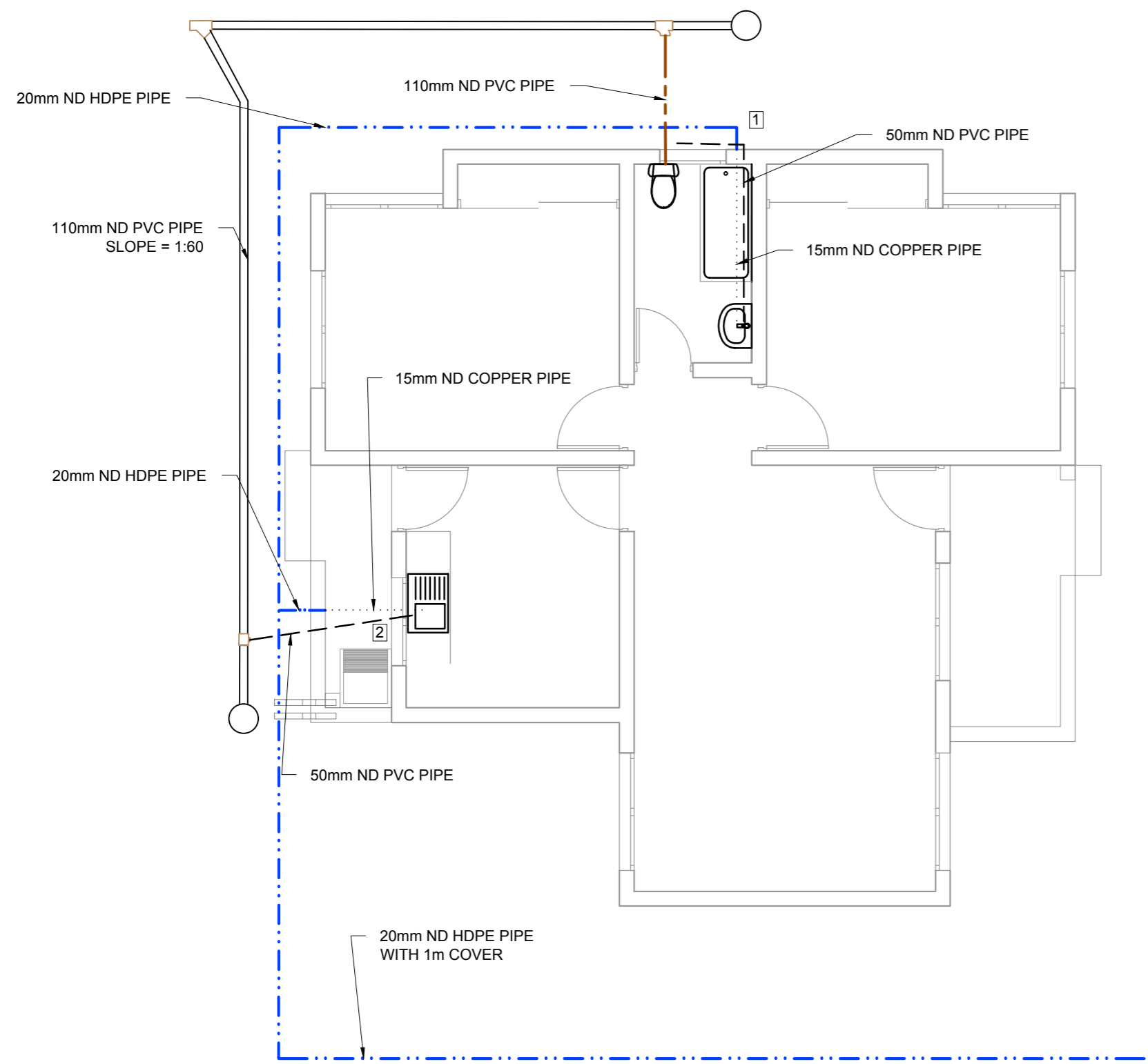
| SCALE                            | DATE          |
|----------------------------------|---------------|
| AS SHOWN<br>ORIGINAL DWG SIZE A1 | NOVEMBER 2015 |
| DRAWING NUMBER                   | REV NO        |
| C00290-00-AR-DAL-0036-001        | 0             |
| ANADARKO DRAWING NUMBER          |               |
| EA-MZ-CI0100-WOR-E05-00135-01    |               |



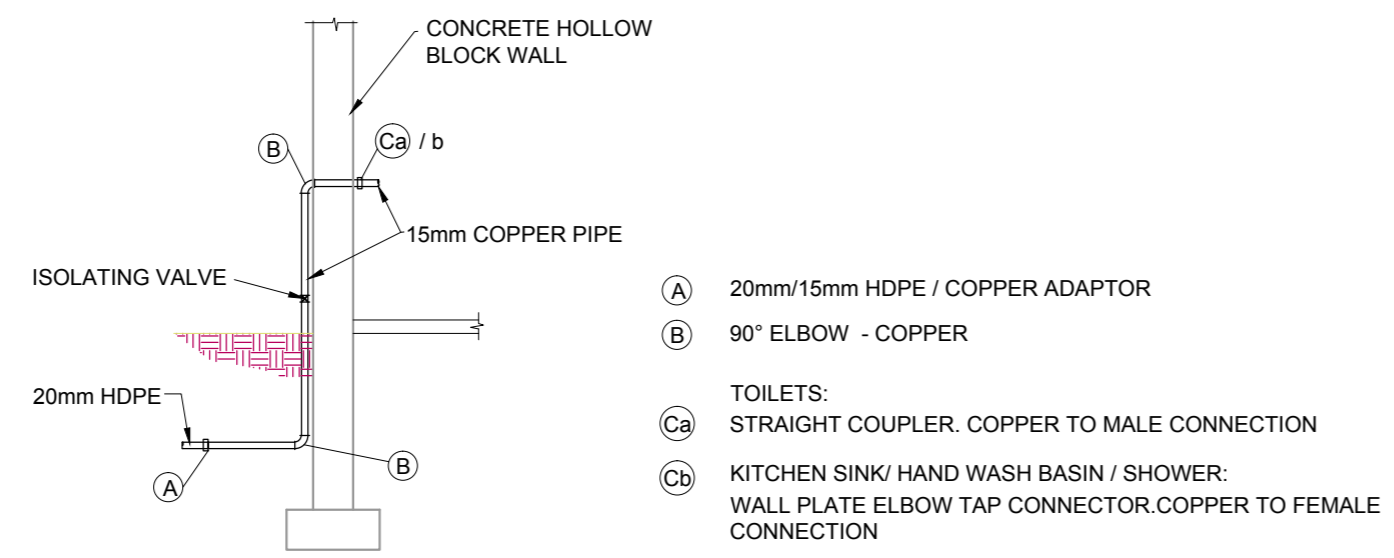
PLANTA DE PISO COTADA  
 DIMENSIONED PLAN  
 1:50



PLANTA DE PISO MOBILADA  
 EQUIPMENT PLAN  
 1:50



**PLAN - STAFF HOUSES CLINIC**  
1:50



**TYPICAL WATER SUPPLY DETAIL AT BUILDINGS**

NTS

- (A) 20mm/15mm HDPE / COPPER ADAPTOR
- (B) 90° ELBOW - COPPER
- TOILETS:
- (Ca) STRAIGHT COUPLER. COPPER TO MALE CONNECTION
- (Cb) KITCHEN SINK/ HAND WASH BASIN / SHOWER: WALL PLATE ELBOW TAP CONNECTOR. COPPER TO FEMALE CONNECTION

NOTE: INTERNAL PIPE TO BE INSTALLED FLUSH AGAINST WALL

| STAFF HOUSES -CLINIC - INTERNAL DRAINAGE CONNECTIONS |   |      |          |
|--|---|------|----------|
| CLINIC   |   |      |          |
| No   | DESCRIPTION                                     | UNIT | QUANTITY |
| 1  | P-TRAP  | No.  | 2        |
|  | 50mm ND PVC PIPE                                | m    | 3m       |
|  | 110 ND PVC PIPE                                 | m    | 3m       |
|  | 50mm - SINGLE 87.5° PLAIN JUNCTION              | No.  | 1        |
|  | 50mm - SINGLE 87.5° PLAIN BEND                  | No.  | 2        |
| 2  | P-TRAP  | No.  | 2        |
|  | 110 - 87.5° PLAIN BEND                          | No.  | 1        |
|  | 110x50mm - SINGLE 87.5° PLAIN REDUCING JUNCTION | No.  | 1        |
|  | 50 - 87.5° PLAIN BEND                           | No.  | 2        |
|  | 110 ND PVC PIPE                                 | m    | 3m       |

| COMMUNITY FACILITIES - COMMUNITY CENTRE WATER SUPPLY |  |      |          |
|--|--|------|----------|
| ADMIN. BUILDING                                      |  |      |          |
| No   | DESCRIPTION                                      | UNIT | QUANTITY |
| (A)  | 20mm/15mm HDPE / COPPER ADAPTOR                  | No.  | 2        |
| (B)  | 90° ELBOW - COPPER                               | No.  | 4        |
| (Ca)   | TOILETS:   |      |          |
|  | STRAIGHT COUPLER. COPPER TO MALE CONN.           | No.  | 1        |
| (Cb)   | KITCHEN SINK/ HAND WASH BASIN / SHOWER / BATH:   |      |          |
|  | WALL PLATE ELBOW TAP CONNECTOR. Cu TO FEM. CONN. | No.  | 3        |
|  | 15mm COPPER PIPE                                 | m    | 7m       |
|  | 20mm ND HDPE PIPE                                | m    | 31m      |

**NOTES**

REFERENCE DRAWINGS:  
STAFF HOUSES: CLINIC  
C00290-00-WW-DRD-0034-001

- LEGEND:
- 110mm ND PVC PIPE
  - 15mm ND COPPER PIPE
  - - - 50mm ND PVC PIPE
  - . - . - . 20mm ND HDPE PIPE
  - - - - - 40mm ND HDPE PIPE

**ISSUED FOR CONSTRUCTION**

WorleyParsons RSA retains the copyright in all intellectual property. The client may use the designs and/or documents for the sole purpose of their intended use on this project only subject to payment for the design having been received. Use for any other purpose, whether or not the design and/or documents have been paid for constitutes an infringement of copyright and all rights are reserved.

All dimensions must be verified on site before the works commence. Refer any discrepancies to the Engineer. Copyright reserved

**REVISIONS**

| NO. | DATE     | CHECKED | DONE BY | DESCRIPTION                |
|-----|----------|---------|---------|----------------------------|
| A   | 29/10/15 | AR      | AR      | ISSUED FOR INTERNAL REVIEW |
| B   | 30/10/15 | AR      | AR      | ISSUED FOR DETAIL DESIGN   |
| C   | 01/11/15 | AR      | AR      | ISSUED FOR SQUAD CHECK     |
| D   | 06/11/15 | AR      | AR      | ISSUED FOR CLIENT REVIEW   |
| E   | 25/11/15 | CT      | CT      | ISSUED FOR CLIENT APPROVAL |
| Q   | 08/12/15 | CT      | CT      | ISSUED FOR CONSTRUCTION    |

**WorleyParsons**  
resources & energy

39 MELROSE BOULEVARD, MELROSE ARCH, JOHANNESBURG  
P.O. Box 61232, MARSHALLTOWN, 2107  
TEL: +27 (0)11 218 3000  
FAX: +27(0)11 218 3100  
www.worleyparsons.com  
WorleyParsons RSA (Pty) Ltd.

| NAME                               | SIGNATURE | DATE       |
|------------------------------------|-----------|------------|
| DRAWN BY: A. RAJAH                 |           | 29/10/2015 |
| CHECKED: L. PADAYACHEE             |           | 29/10/2015 |
| DESIGNER: L. PADAYACHEE            |           | 29/10/2015 |
| PR ENG: L. PADAYACHEE              |           | 29/10/2015 |
| PROJECT ENG MANAGER: L. PADAYACHEE |           | 29/10/2015 |
| LOCAL PR ENG:                      |           |            |
| CLIENT:                            |           |            |

CLIENT



PROJECT  
**AMA 1  
RESETTLEMENT  
VILLAGE**

DRAWING DESCRIPTION  
**STAFF HOUSES:  
CLINIC:  
INTERNAL RETICULATIONS**

SCALE 1:50 ORIGINAL DWG SIZE A1 DATE NOVEMBER 2015

DRAWING NUMBER C00290-00-PL-DRD-0016-001 REV NO 0

ANADARKO DRAWING NUMBER EZ-MZ-CI0100-WOR-E05-00121-01