


1 Village Center Location

No Scale



2 Village Center MasterPlan

Scale: 1:1000



KEY:

- 1 Escola Primária Primary School 3 Centro Comunitário Community Centre 4 Clínica Health Clinic 5 Posto Administrativo Local Administration 6 Posto Policial Police Station 7 Mercado Market 8 Paragem de Transportes Públicos Bus Stop 9 Campo Desportivo Public Sports Field



NOTES

ESTE DESENHO É PARA SER LIDO EM CONJUNTO COM:

THIS DRAWINGS IS TO BE READ IN CONJUNCTION WITH:

ARCHITECTURAL
EA-MZ-CI0100-WOR-E04-01604-01
EA-MZ-CI0100-WOR-E04-00505-01
EA-MZ-CI0100-WOR-E04-00605-01
EA-MZ-CI0100-WOR-E04-00015-01
EA-MZ-CI0100-WOR-E04-00302-01
EA-MZ-CI0100-WOR-E04-00705-01
EA-MZ-CI0100-WOR-E04-01526-01
EA-MZ-CI0100-WOR-E05-00575-01
EA-MZ-CI0100-WOR-E05-01130-01
EA-MZ-CI0100-WOR-E05-01430-01
EA-MZ-CI0100-WOR-E04-00020-01
EA-MZ-CI0100-WOR-E04-00024-01
EA-MZ-CI0100-WOR-E04-00031-01
EA-MZ-CI0100-WOR-E05-00146-01


ISSUED FOR CONSTRUCTION

WorleyParsons RSA retains the copyright in all intellectual property, including designs and/or documents prepared in terms of this appointment for the project covered by the appointment. The client may use the designs and/or documents for the sole purpose of their intended use on this project only subject to payment for the design having been received. Use for any other purpose, whether or not the design and/or documents have been paid for constitutes an infringement of copyright, and all rights are reserved.

All dimensions must be verified on site before the works commence. Refer any discrepancies to the Engineer. Copyright reserved

REVISIONS

| NO. | DATE | CHECKED BY | DONE BY | DESCRIPTION |
|-----|----------|------------|---------|----------------------------|
| A | 12/08/15 | MM | AP | ISSUED FOR INTERNAL REVIEW |
| B | 12/08/15 | MM | AP | ISSUED FOR DETAIL DESIGN |
| C | 12/08/15 | MM | AP | ISSUED FOR SQUAD CHECK |
| D | 01/10/15 | MM | AP | ISSUED FOR CLIENT REVIEW |
| E | 16/11/15 | MM | AP | ISSUED CLIENT APPROVAL |
| 0 | 25/11/15 | MM | AP | ISSUED FOR CONSTRUCTION |



WorleyParsons

resources & energy

39 MELROSE BOULEVARD, MELROSE ARCH, JOHANNESBURG
P.O. Box 61232, MARSHALLTOWN, 2107
TEL: +27 (0)11 218 3000
FAX: +27 (0)11 218 3100
www.worleyparsons.com
WorleyParsons RSA (Pty) Ltd.



| NAME | SIGNATURE | DATE |
|------------------------------------|-----------|------|
| DRAWN BY: AP | | |
| CHECKED: MM | | |
| DESIGNER: AP | | |
| PR ENG: | | |
| PROJECT ENG. MANAGER: L PADAYACHEE | | |
| LOCAL PR ENG: | | |
| CLIENT: | | |

CLIENT



PROJECT
**AMA 1
RESETTLEMENT
VILLAGE**

DRAWING DESCRIPTION

PLANTA DO CENTRO DA VILA




VILLAGE CENTER MASTERPLAN

SCALE AS SHOWN ORIGINAL DWG SIZE A1 DATE NOVEMBER 2015

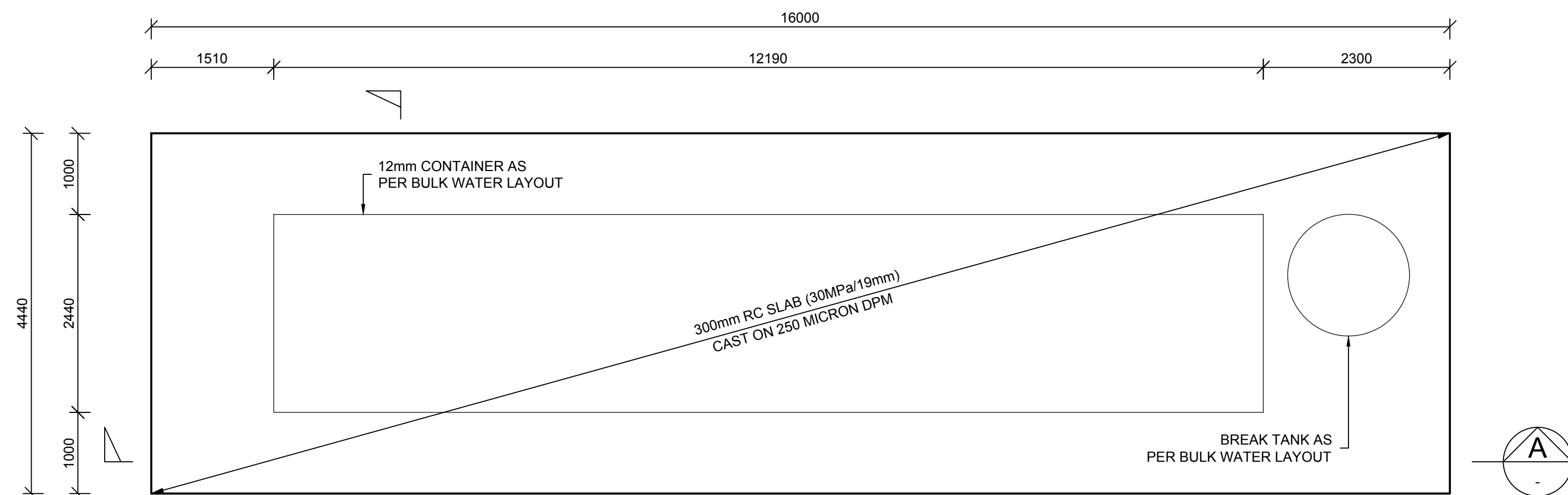
DRAWING NUMBER C00290-00-AR-DLP-0027-001 REV NO 0

ANADARKO DRAWING NUMBER

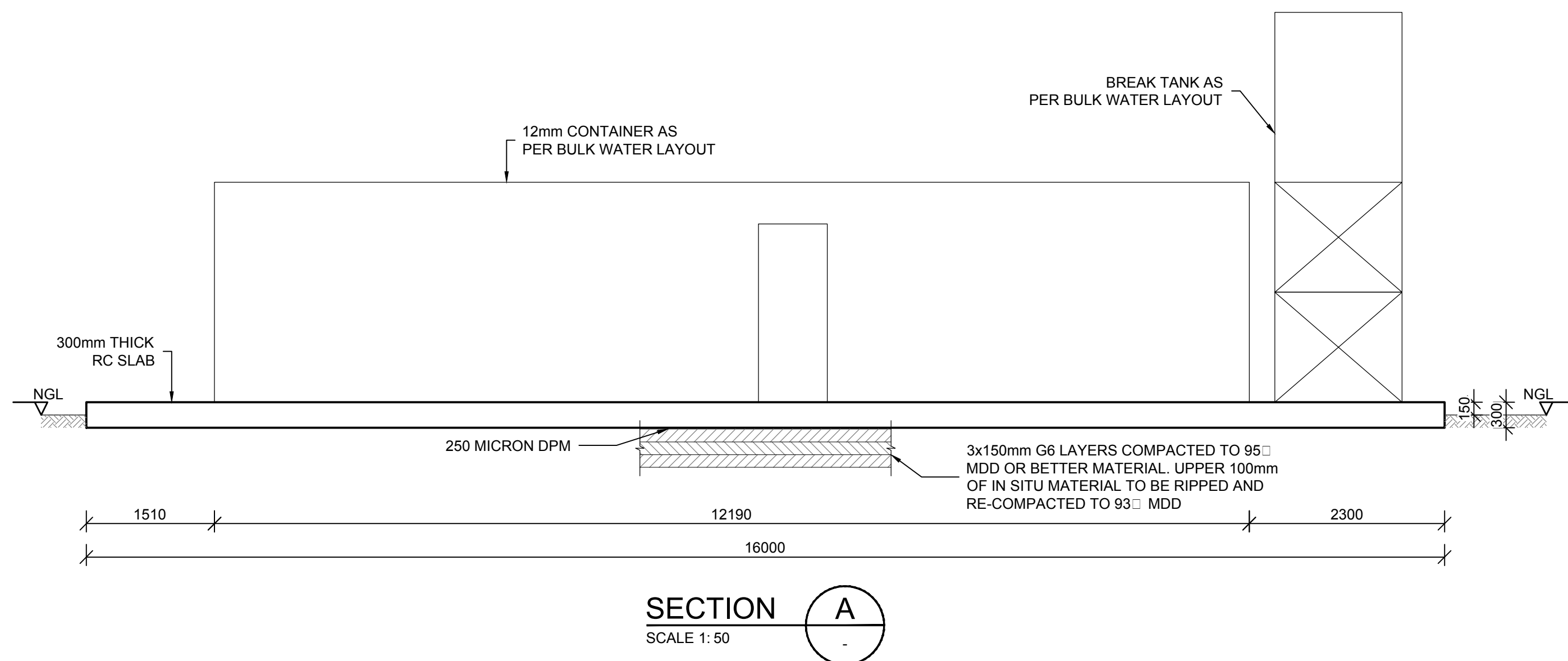
EA-MZ-CI0100-WOR-E04-00900-01

| | | | |
|---|-----------------------------------|---------------------|--|
|  | <i>Mozambique Gas Development</i> | |  Moçambique Área 1, Lda  |
| | Resettlement Plan | | |
| | Annex I: Construction drawings | | |
| | Rev. 1 | Rev Date: 27-May-16 | |

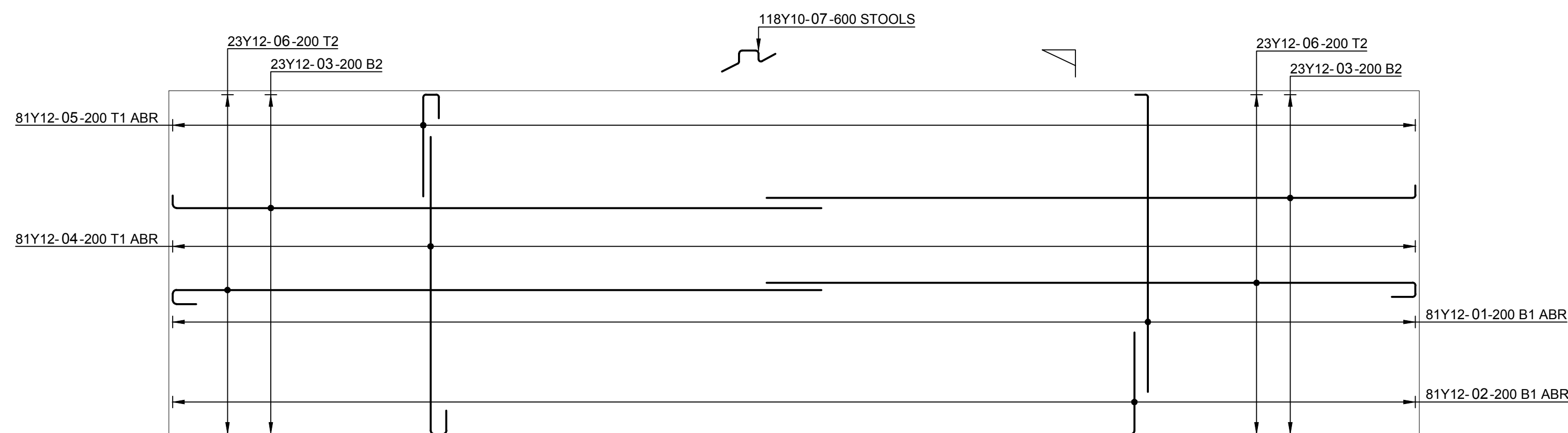
23. WATER



WATER TREATMENT FACILITY
SLAB LAYOUT
SCALE 1 : 50

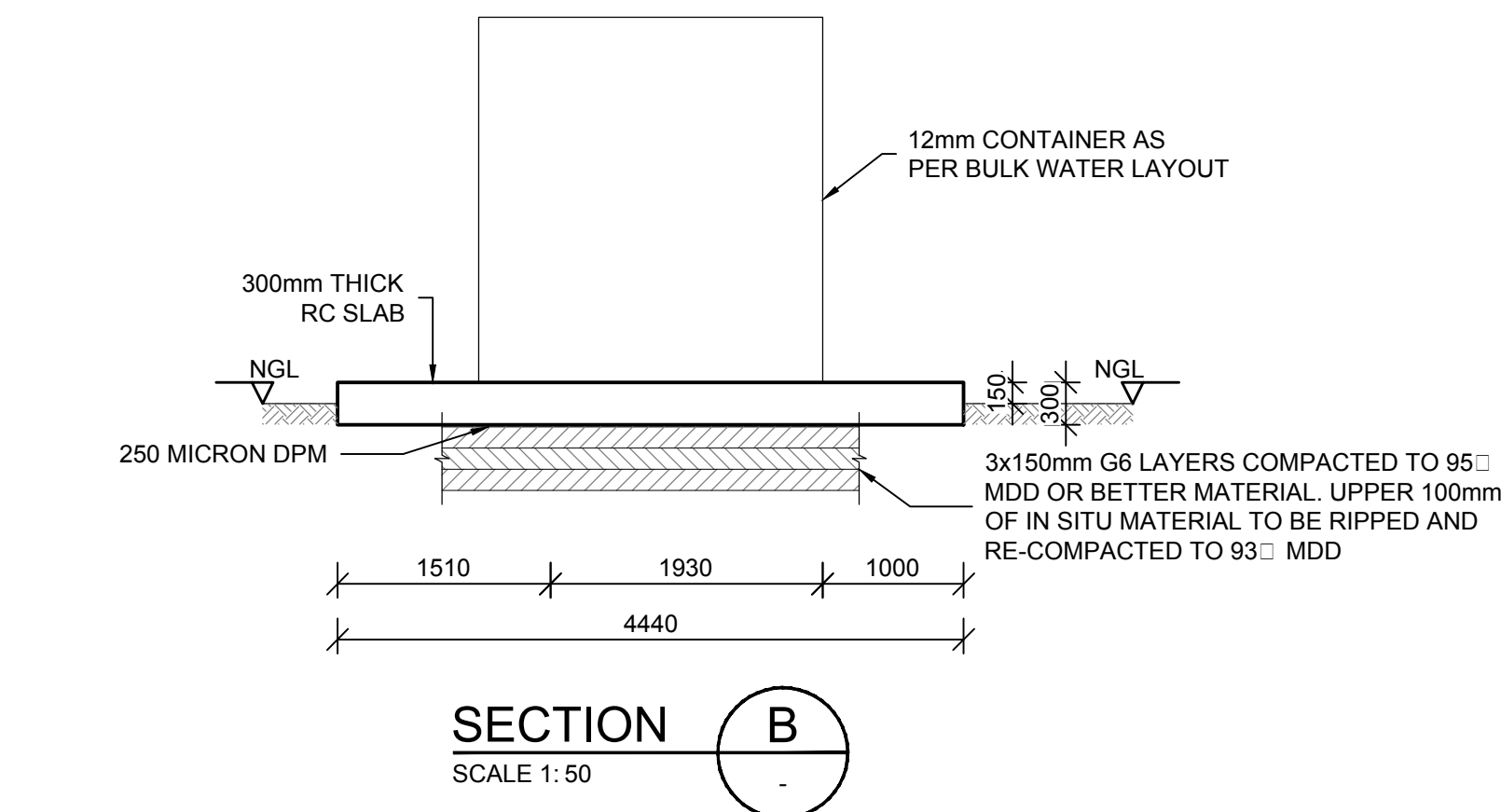


SECTION A
SCALE 1: 50

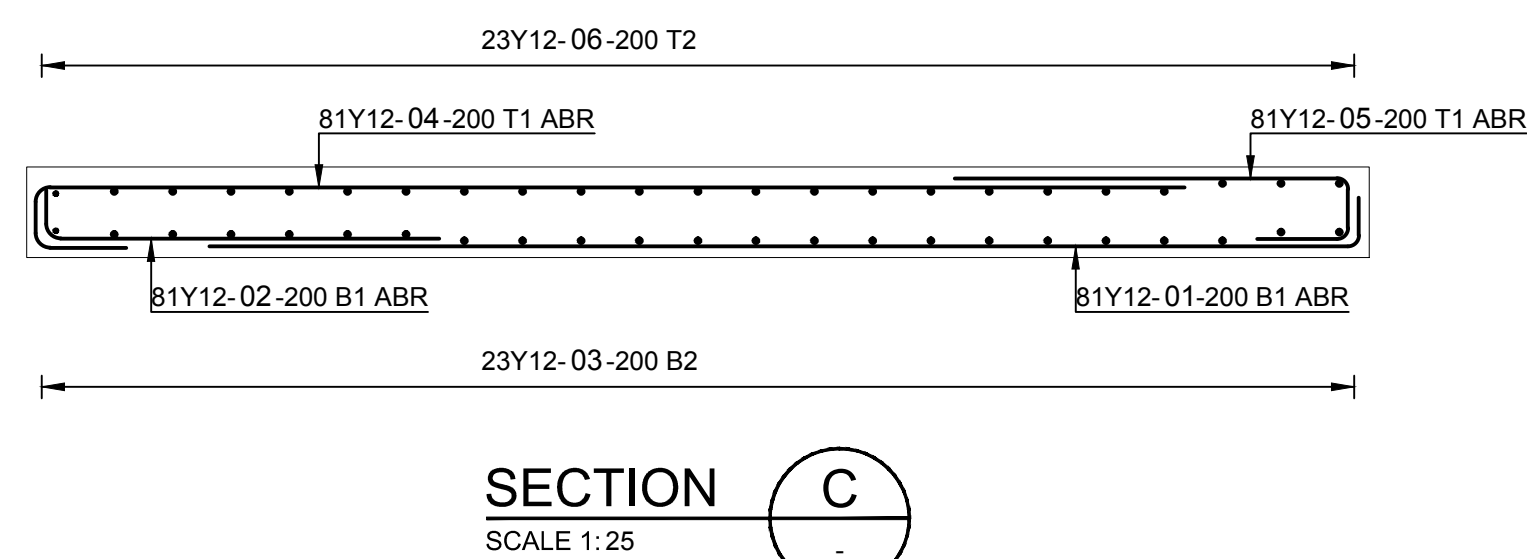


WATER TREATMENT FACILITY
SLAB REINFORCEMENT
SCALE 1 : 50

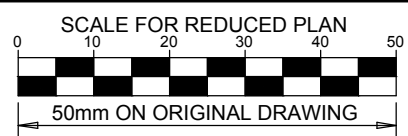
NOTE: FOUNDATIONS ARE PRELIMINARY. FINAL DESIGN TO TAKE PLACE ONCE SUPPLIER PROVIDES LOADS TO BE APPLIED TO FOUNDATIONS. NO FOUNDATIONS TO BE CAST BEFORE FINAL INSTRUCTION FROM STRUCTURAL ENGINEER



SECTION B
SCALE 1: 50



SECTION C
SCALE 1: 25



NOTES

REFER TO STRUCTURAL GENERAL NOTES
EA-MZ-CI0000-WOR-B18-00001-01
REFER TO BULK WATER DRAWING
EA-MZ-CI0000-WOR-E04-00071-01
REFER TO BENDING SCHEDULE 38
ON DRAWING EA-MZ-CI0100-WOR-E05-00066-01

ISSUED FOR CONSTRUCTION

WorleyParsons RSA retains the copyright in all intellectual property, including designs and/or documents prepared in terms of this appointment for the project covered by the appointment. The client may use the designs and/or documents for the sole purpose of their intended use on this project only subject to payment for the design having been received. Use for any other purpose, whether or not the design and/or documents have been paid for constitutes an infringement of copyright, and all rights are reserved.

All dimensions must be verified on site before the works commence. Refer any discrepancies to the Engineer. Copyright reserved

REVISIONS

| NO. | DATE | CHECKED BY | DONE BY | DESCRIPTION |
|-----|----------|------------|---------|----------------------------|
| A | 12/10/15 | TS | NR | ISSUED FOR INTERNAL REVIEW |
| B | 15/10/15 | TS | NR | ISSUED FOR DETAIL DESIGN |
| C | 15/10/15 | TS | NR | ISSUED FOR SQUAD CHECK |
| D | 15/10/15 | TS | NR | ISSUED FOR CLIENT REVIEW |
| E | 17/11/15 | TS | NR | ISSUED FOR CLIENT APPROVAL |
| 0 | 03/12/15 | TS | NR | ISSUED FOR CONSTRUCTION |

WorleyParsons
resources & energy
39 MELROSE BOULEVARD, MELROSE ARCH, JOHANNESBURG
P.O. Box 61232, MARSHALLTOWN, 2107
TEL: +27 (0)11 218 3000
FAX: +27(0)11 218 3100
www.worleyparsons.com
WorleyParsons RSA (Pty) Ltd.

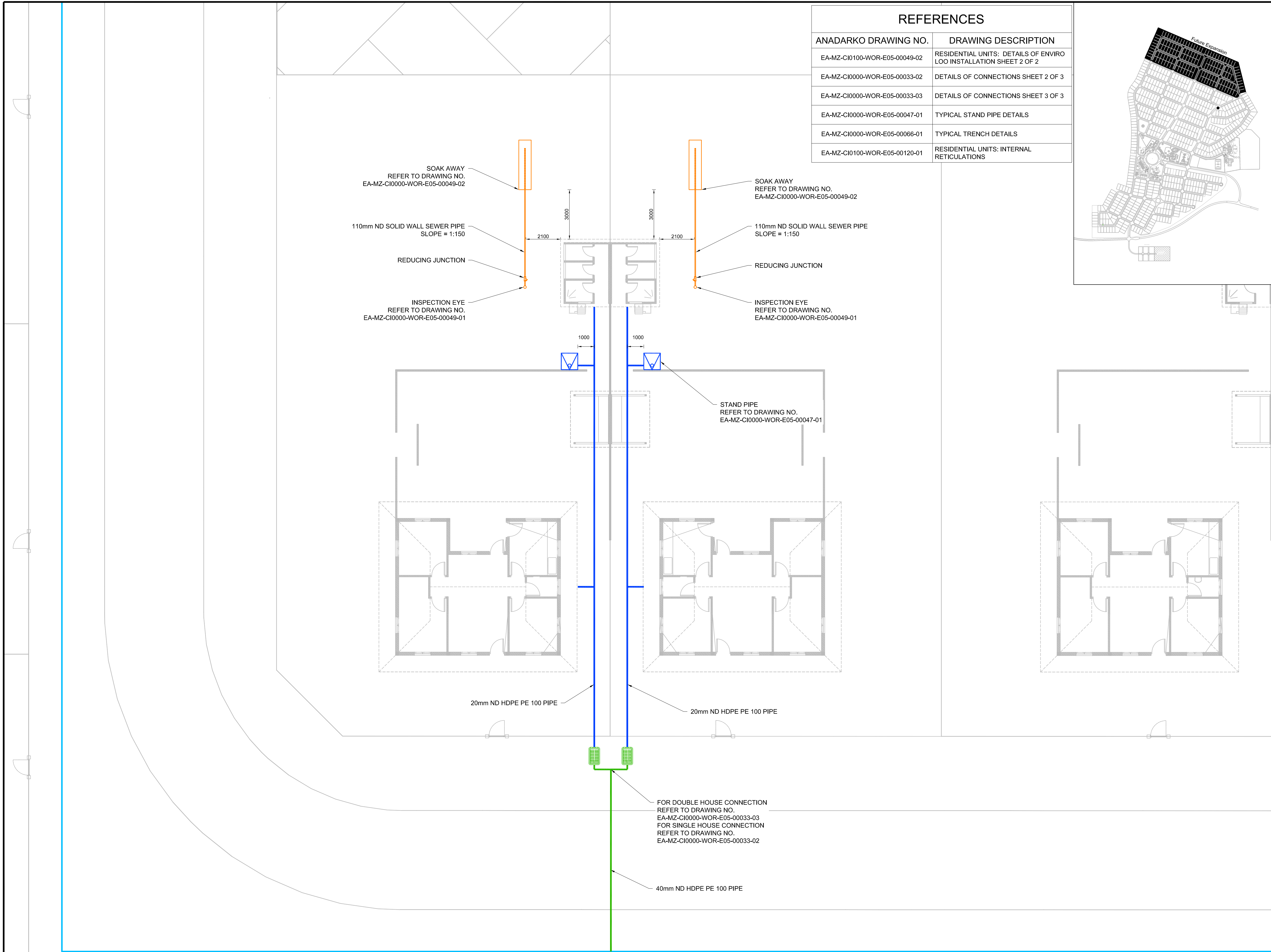
| | NAME | SIGNATURE | DATE |
|----------------------|--------------|---------------------|----------|
| DRAWN BY: | N ROBINSON | <i>N Robinson</i> | 03/12/15 |
| CHECKED: | T SNYDERS | <i>T Snyder</i> | 03/12/15 |
| DESIGNER: | T SNYDERS | <i>T Snyder</i> | 03/12/15 |
| PR ENG: | I ROBINSON | <i>I Robinson</i> | 03/12/15 |
| PROJECT ENG. MANAGER | L PADAYACHEE | <i>L Padayachee</i> | 03/12/15 |
| LOCAL PR ENG: | | | |
| CLIENT: | | | |

MOZAMBIQUE
GAS DEVELOPMENT PROJECT

Anadarko
Moçambique Área 1, Lda

PROJECT
**AMA 1
RESETTLEMENT
VILLAGE**
DRAWING DESCRIPTION
**WATER TREATMENT
FACILITY:
REINFORCEMENT AND
FOUNDATION DETAILS**

| | |
|--|------------------|
| SCALE AS SHOWN ORIGINAL DWG SIZE A1 | DATE DEC 2015 |
| DRAWING NUMBER C00290-00-ST-DRD-0029-001 | REV NO 0 |
| ANADARKO DRAWING NUMBER EA-MZ-CI0000-WOR-E05-00059-01 | |



| REFERENCES | |
|-------------------------------|--|
| ANADARKO DRAWING NO. | DRAWING DESCRIPTION |
| EA-MZ-CI0100-WOR-E05-00049-02 | RESIDENTIAL UNITS: DETAILS OF ENVIRO LOO INSTALLATION SHEET 2 OF 2 |
| EA-MZ-CI0000-WOR-E05-00033-02 | DETAILS OF CONNECTIONS SHEET 2 OF 3 |
| EA-MZ-CI0000-WOR-E05-00033-03 | DETAILS OF CONNECTIONS SHEET 3 OF 3 |
| EA-MZ-CI0000-WOR-E05-00047-01 | TYPICAL STAND PIPE DETAILS |
| EA-MZ-CI0000-WOR-E05-00066-01 | TYPICAL TRENCH DETAILS |
| EA-MZ-CI0100-WOR-E05-00120-01 | RESIDENTIAL UNITS: INTERNAL RETICULATIONS |



SCALE FOR REDUCED PLAN
0 10 20 30 40 50
50mm ON ORIGINAL DRAWING

NOTES

1. ALL DIMENSIONS ARE IN MILLIMETRES UNLESS OTHERWISE STATED ON DRAWING.

LEGEND

- SEWER/WASTE WATER PIPES
- SEPTIC TANK
- SOAK AWAY
- WATER PIPES
- WATER FOUNTAIN
- STAND PIPE
- WATER METER BOX

ISSUED FOR CONSTRUCTION

WorleyParsons RSA retains the copyright in all intellectual property, including designs and/or documents prepared in terms of this appointment for the project covered by the appointment. The client may use the designs and/or documents for the sole purpose of their intended use on this project only subject to payment for the design having been received. Use for any other purpose, whether or not the design and/or documents have been paid for constitutes an infringement of copyright, and all rights are reserved.

All dimensions must be verified on site before the works commence. Refer any discrepancies to the Engineer.

Copyright reserved

| REVISIONS | | | | |
|-----------|----------|---------|---------|----------------------------|
| NO. | DATE | CHECKED | DONE BY | DESCRIPTION |
| A | 09/09/15 | LL | BvS | ISSUED FOR INTERNAL REVIEW |
| B | 11/09/15 | LL | BvS | ISSUED FOR DETAIL DESIGN |
| C | 01/10/15 | LL | BvS | ISSUED FOR SQUAD CHECK |
| D | 06/10/15 | LL | BvS | ISSUED FOR SQUAD CHECK |
| E | 02/11/15 | LL | BvS | ISSUED FOR CLIENT APPROVAL |
| 0 | 03/12/15 | LL | BvS | ISSUED FOR CONSTRUCTION |

WorleyParsons

resources & energy

39 MELROSE BOULEVARD, MELROSE ARCH, JOHANNESBURG
P.O. Box 61232, MARSHALLTOWN, 2107
TEL: +27 (0)11 218 3000
FAX: +27(0)11 218 3100
www.worleyparsons.com
WorleyParsons RSA (Pty) Ltd.

| | NAME | SIGNATURE | DATE |
|----------------------|---------------------|-----------|------------|
| DRAWN BY: | B v SCHOOR | | 03/12/2015 |
| CHECKED: | LH LOUW | | 03/12/2015 |
| DESIGNER: | B v SCHOOR | | 03/12/2015 |
| PR ENG: | LH LOUW 20090253 | | 03/12/2015 |
| PROJECT ENG MANAGER: | L PADAYACHEE | | 03/12/2015 |
| LOCAL PR ENG: | | | |
| CLIENT: | | | |

MOZAMBIQUE

GAS DEVELOPMENT PROJECT

Anadarko

Moçambique Área 1, Lda


PROJECT
AMA 1
RESETTLEMENT VILLAGE

DRAWING DESCRIPTION
**RESIDENTIAL UNITS:
WATER AND SANITATION LAYOUT**
SHEET 1 OF 2

| | |
|---|------------------------------|
| SCALE NOT TO SCALE <small>ORIGINAL DWG SIZE A1</small> | DATE DECEMBER 2015 |
|---|------------------------------|

| | |
|--|--------------------|
| DRAWING NUMBER C00290-00-WW-DRD-0018-001 | REV NO 0 |
|--|--------------------|

ANADARKO DRAWING NUMBER
EA-MZ-CI0100-WOR-E05-00048-01



NOTES

ISSUED FOR CONSTRUCTION

WorleyParsons RSA retains the copyright in all intellectual property, including designs and/or documents prepared in terms of this appointment for the project covered by the appointment. The client may use the designs and/or documents for the sole purpose of their intended use on this project only subject to payment for the design having been received. Use for any other purpose, whether or not the design and/or documents have been paid for constitutes an infringement of copyright, and all rights are reserved.

All dimensions must be verified on site before the works commence. Refer any discrepancies to the Engineer. Copyright reserved

REVISIONS

| NO. | DATE | CHECKED BY | DONE BY | DESCRIPTION |
|-----|----------|------------|---------|----------------------------|
| A | 24/07/15 | LL | WVS | ISSUED FOR INTERNAL REVIEW |
| B | 06/08/15 | LL | WVS | ISSUED FOR DETAIL DESIGN |
| C | 29/09/15 | LL | WVS | ISSUED FOR SQUAD CHECK |
| D | 05/10/15 | LL | WVS | ISSUED FOR CLIENT REVIEW |
| E | 06/11/15 | LL | WVS | ISSUED FOR CLIENT APPROVAL |
| O | 03/12/15 | LL | WVS | ISSUED FOR CONSTRUCTION |



WorleyParsons
resources & energy

39 MELROSE BOULEVARD, MELROSE ARCH, JOHANNESBURG
P.O. Box 61232, MARSHALLTOWN, 2107
TEL: +27 (0)11 218 3000
FAX: +27(0)11 218 3100
www.worleyparsons.com
WorleyParsons RSA (Pty) Ltd.

| NAME | SIGNATURE | DATE |
|------------------------------------|-----------|------------|
| DRAWN BY: W v STADEN | | 03/12/2015 |
| CHECKED: LH LOUW | | 03/12/2015 |
| DESIGNER: LH LOUW | | 03/12/2015 |
| PR ENG: LH LOUW 20090253 | | 03/12/2015 |
| PROJECT ENG. MANAGER: L PADAYACHEE | | 03/12/2015 |
| LOCAL PR ENG: | | |
| CLIENT: | | |

CLIENT



Anadarko
Moçambique Área 1, Lda

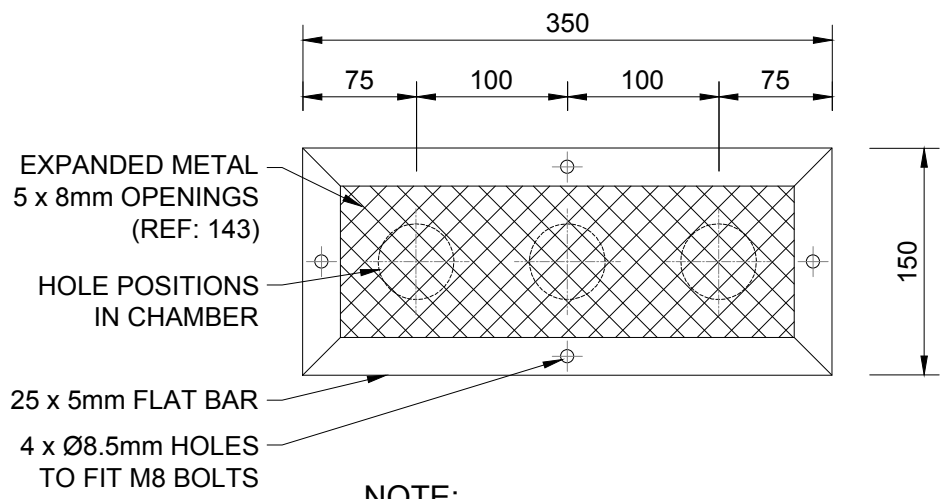
PROJECT
**AMA 1
RESETTLEMENT
VILLAGE**

DRAWING DESCRIPTION
**DETAILS OF WATER
METER AND ISOLATING
VALVE INSTALLATION
AND CHAMBER**

SCALE: AS SHOWN
ORIGINAL DWG SIZE A1
DATE: DECEMBER 2015

DRAWING NUMBER: C00290-00-WW-DRD-0004-001
REV NO: 0

ANADARKO DRAWING NUMBER
EA-MZ-CI0000-WOR-E05-00035-01



NOTE:
WHERE APPLICABLE, VENT PIPE GRIDS TO BE
FABRICATED AT A RADIUS TO FIT OUTSIDE
CIRCULAR PRECAST CONCRETE CHAMBERS

DETAIL 2: VENTILATION GRID

SCALE 1:5

NOTES

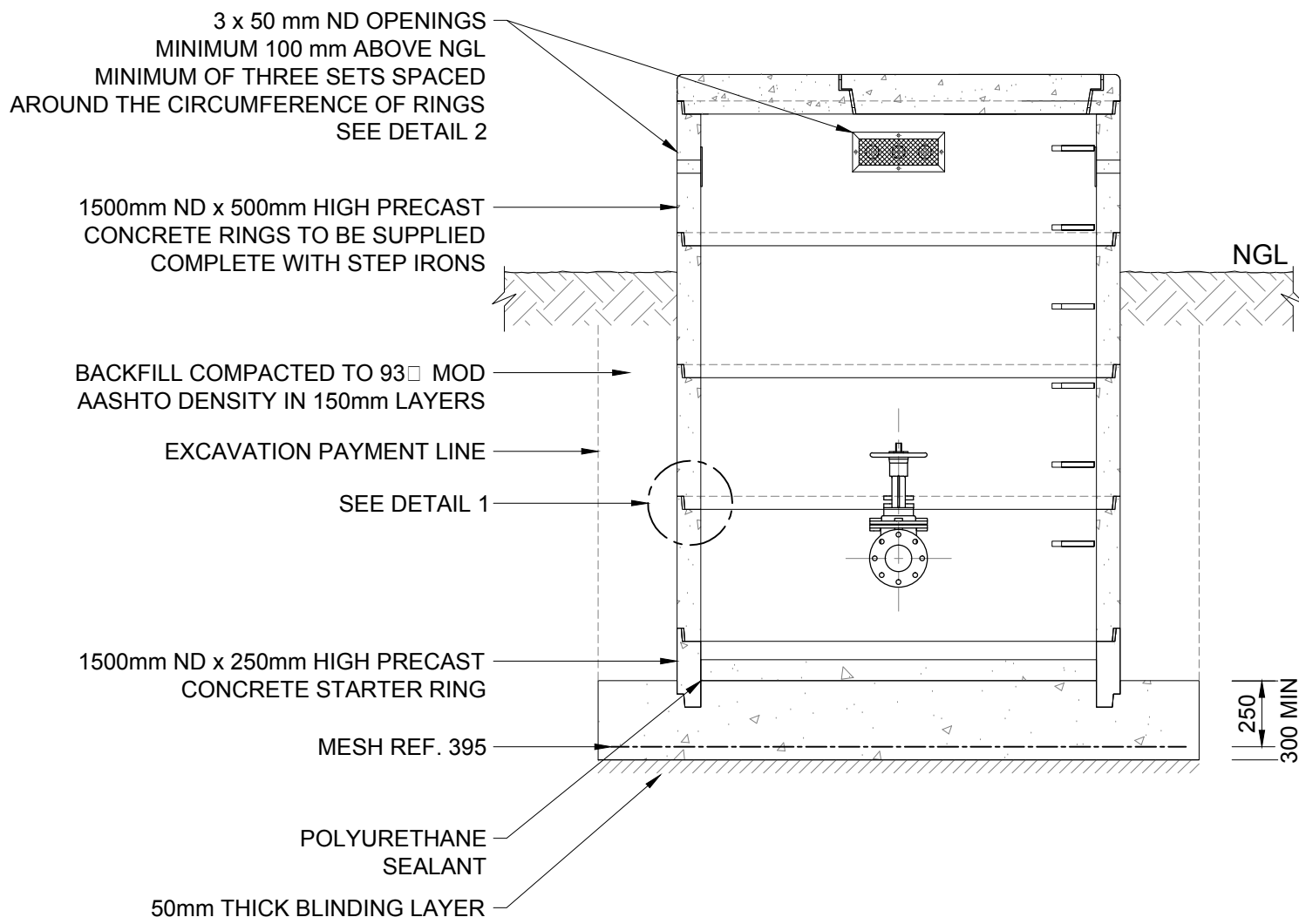
- ALL DIMENSIONS ARE IN MILLIMETRES UNLESS OTHERWISE SHOWN.
- PIPE MATERIAL: MAIN LINES AS PER LONGITUDINAL SECTIONS.
- UNLESS OTHERWISE STATED, THE FOLLOWING SHALL APPLY TO ALL STEEL PIPES AND SPECIALS:

| PIPE ND (mm) | PIPE WALL THICKNESS (mm) | SPECIFICATION |
|--------------|--------------------------|-------------------|
| 50 | 3.910 | ASTM A106 GRADE B |
| 80 | 5.490 | ASTM A106 GRADE B |
| 100 | 6.020 | ASTM A106 GRADE B |
| 150 | 7.110 | ASTM A106 GRADE B |
| 200 | 5.000 | API 5L GRADE X42 |
| 250 | 5.000 | API 5L GRADE X42 |
| 350 | 6.000 | API 5L GRADE X42 |
| 400 | 6.000 | API 5L GRADE X42 |

- CORROSION PROTECTION:
STEEL PIPES, SPECIALS AND FLANGES PASSING THROUGH CHAMBER WALLS AND OUTSIDE CHAMBERS (SOIL), TO BE TAPE WRAPPED.
- CONCRETE:
STRENGTH REQUIREMENT AT 28 DAYS:
STRUCTURAL CONCRETE GRADE 30/19 MPa
BLINDING AND MASS CONCRETE FILLING GRADE 15/19 MPa
FINISHES:
ROUGH: CONCEALED SURFACES BELOW FINISHED GROUND LEVEL, EXCEPT INSIDE CHAMBERS. REFER TO THE SPECIFICATIONS.
SMOOTH: ALL SURFACE FINISHES NOT CLASSIFIED AS "ROUGH" ABOVE SHALL BE CLASSIFIED AS "SMOOTH". REFER TO THE SPECIFICATIONS.
ALL EXPOSED EDGES TO HAVE 20 x 20mm CHAMFERS.
- ALL STEEL BOLTS AND NUTS AND ANCHOR BOLTS INTO CONCRETE SHALL BE STAINLESS STEEL GRADE 304.

REFERENCES

| ANADARKO DRAWING NO. | DRAWING DESCRIPTION |
|-------------------------------|---|
| EA-MZ-CI0000-WOR-E04-00072-01 | STORAGE AND TREATMENT FACILITIES LAYOUT |
| EA-MZ-CI0000-WOR-E05-00044-01 | DETAILS OF GROUND LEVEL STORAGE FACILITY AND PIPEWORK |
| EA-MZ-CI0000-WOR-E05-00045-01 | DETAILS OF ELEVATED STORAGE FACILITY AND PIPEWORK |

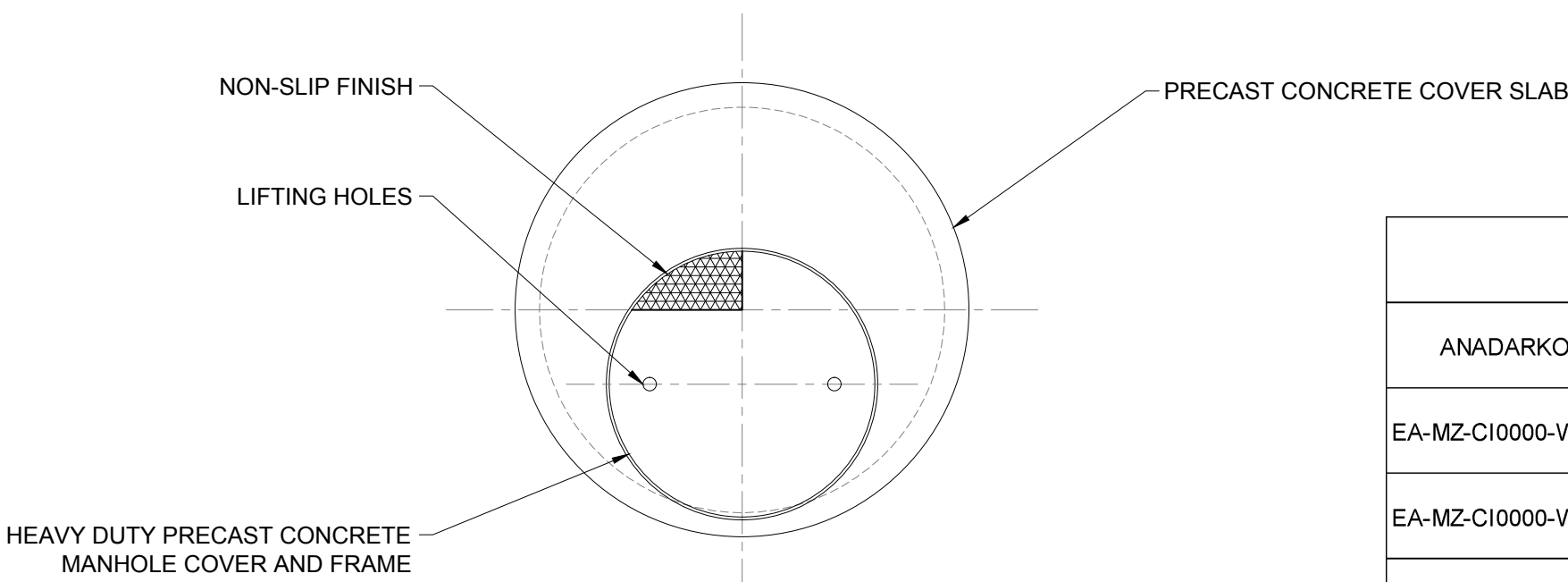


SECTION B

SCALE 1:25

WATER METER AND ISOLATING VALVE INSTALLATION FOR 110mm ND PIPES PER CHAMBER

| ITEM No. | DESCRIPTION | QTY | FLANGES | PRESSURE RATING (BAR) |
|--|--|-----|------------|-----------------------|
| WMIV1 | 100mm ND x ±685mm LONG HDGMS PIPE WITH BOTH ENDS FLANGED. | 1 | TABLE 1600 | - |
| WMIV2 | 100mm ND FLANGED ELECTROMAGNETIC WATER METER WITH READING UNIT AND SCREEN MOUNTED ON METER. THE METER MUST BE CAPABLE OF MEASURING FLOWS OF BETWEEN 10 m³/h and 45 m³/h. | 1 | TABLE 1600 | 16 |
| WMIV3 | 100mm ND x ±430mm LONG HDGMS PIPE WITH BOTH ENDS FLANGED. | 1 | TABLE 1600 | - |
| WMIV4 | 100mm ND FLANGED RESILIENT SEATED GATE VALVE. | 1 | TABLE 1600 | 16 |
| WMIV5 | 100mm ND DISMANTLING JOINT. | 1 | TABLE 1600 | 16 |
| WMIV6 | 100mm ND x ±730mm LONG HDGMS PIPE WITH ONE END FLANGED. LENGTH TO SUIT DISMANTLING JOINT. | 1 | TABLE 1600 | - |
| PLEASE NOTE THAT 'HDGMS' STANDS FOR HOT DIPPED GALVANIZED MILD STEEL | | | | |

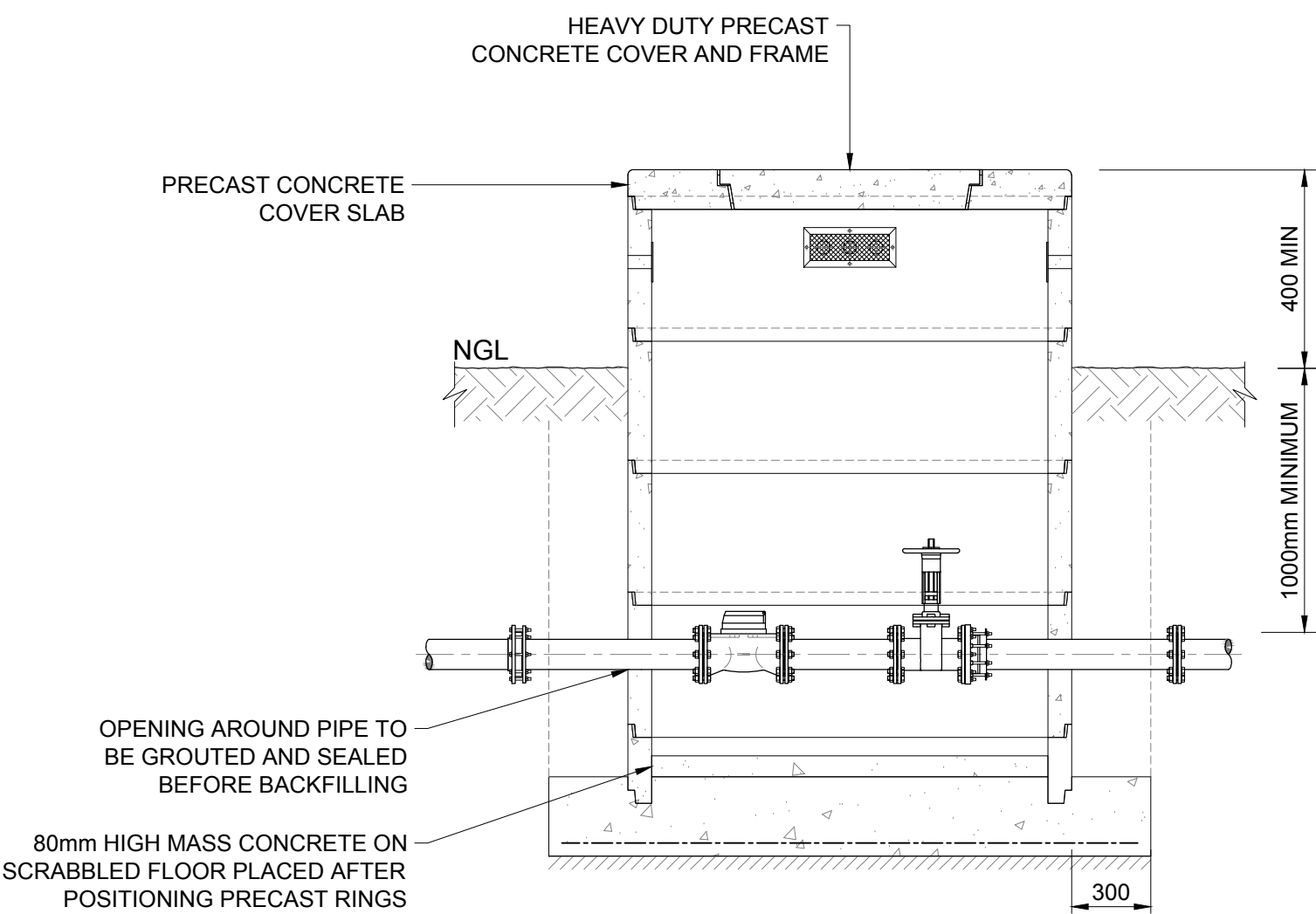


ROOF PLAN

SCALE 1:25

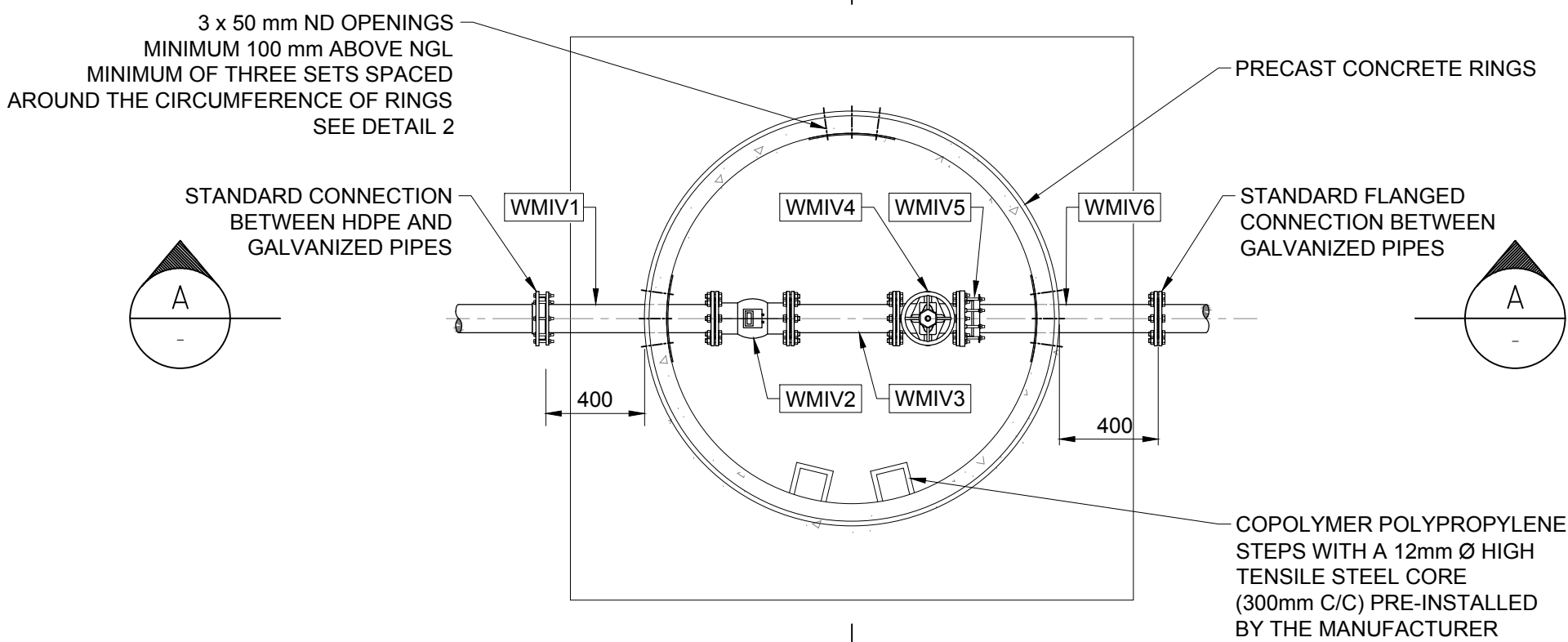
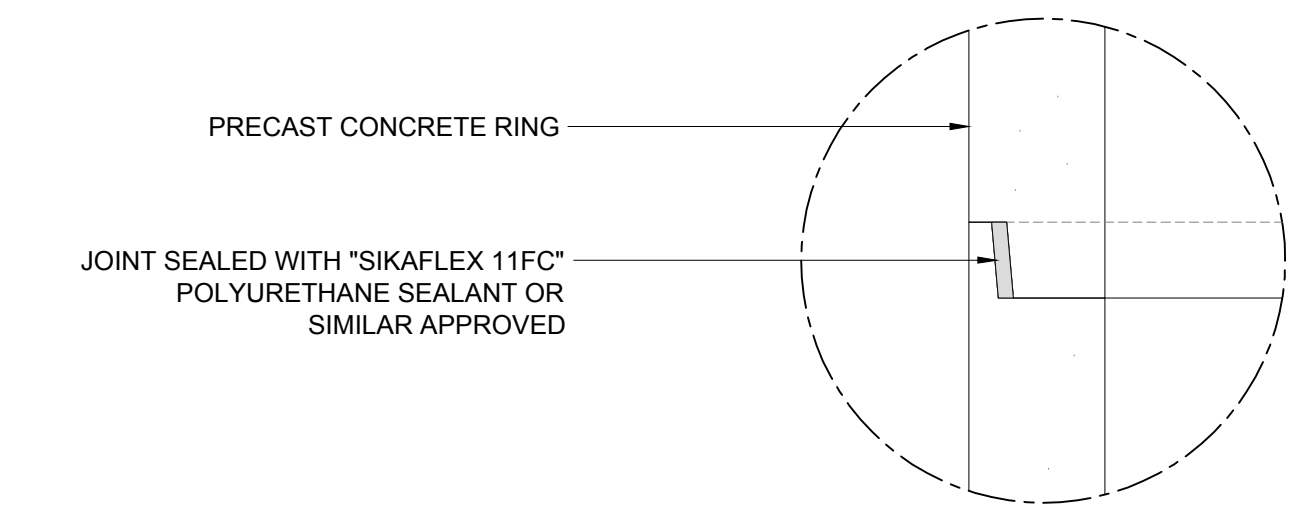
SECTION A

SCALE 1:25



DETAIL 1: TYPICAL JOINT DETAIL

SCALE 1:5



TYPICAL FLOOR PLAN

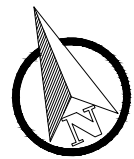
SCALE 1:25

| COORDINATE TABLE | | |
|------------------|------------|-------------|
| POINT | Y | X |
| 42 | 662875.999 | 8801321.111 |
| 43 | 662877.847 | 8801411.073 |
| 44 | 662894.371 | 8801410.734 |
| 45 | 662877.392 | 8801441.258 |
| 46 | 662873.496 | 8801499.328 |
| 47 | 662895.131 | 8801500.780 |
| 48 | 662871.493 | 8801529.177 |
| 49 | 662857.158 | 8801620.800 |
| 50 | 662873.499 | 8801623.357 |
| 51 | 662850.768 | 8801659.307 |
| 52 | 662852.431 | 8801679.004 |
| 53 | 662858.056 | 8801696.443 |
| 54 | 662883.927 | 8801731.070 |

| COORDINATE TABLE | | |
|------------------|------------|-------------|
| POINT | Y | X |
| 55 | 662899.139 | 8801719.706 |
| 56 | 662890.781 | 8801740.244 |
| 57 | 662905.980 | 8801765.386 |
| 58 | 662930.771 | 8801821.638 |
| 59 | 662969.084 | 8801908.575 |
| 60 | 663212.066 | 8801603.505 |
| 61 | 663202.460 | 8801582.784 |
| 62 | 663050.634 | 8801348.868 |
| 63 | 663240.871 | 8801176.268 |
| 64 | 663259.836 | 8801248.756 |
| 65 | 663268.348 | 8801268.476 |
| 66 | 663310.481 | 8801336.289 |
| 67 | 663333.202 | 8801236.970 |

| COORDINATE TABLE | | |
|------------------|------------|-------------|
| POINT | Y | X |
| 68 | 663381.532 | 8801229.170 |
| 69 | 663415.870 | 8801235.420 |
| 70 | 663470.422 | 8801260.768 |
| 71 | 663379.459 | 8801308.992 |
| 72 | 663448.642 | 8801342.726 |
| 73 | 663488.342 | 8801369.297 |
| 74 | 663478.718 | 8801383.676 |
| 75 | 663362.490 | 8801520.198 |
| 76 | 663390.627 | 8801513.324 |
| 77 | 663497.733 | 8801501.327 |
| 78 | 663510.969 | 8801504.475 |
| 79 | 663542.282 | 8801405.398 |
| 80 | 663605.705 | 8801457.281 |

| COORDINATE TABLE | | |
|------------------|------------|-------------|
| POINT | Y | X |
| 81 | 663669.091 | 8801550.209 |
| 82 | 663655.083 | 8801574.748 |
| 83 | 663603.919 | 8801664.309 |
| 84 | 663577.000 | 8801651.415 |
| 85 | 663463.306 | 8801596.937 |
| 86 | 663452.777 | 8801596.725 |
| 87 | 663566.471 | 8801651.203 |
| 88 | 663285.751 | 8801772.079 |
| 89 | 663247.697 | 8801685.033 |
| 90 | 663204.902 | 8801588.052 |
| 91 | 663156.143 | 8801511.424 |
| 92 | 663097.285 | 8801420.742 |



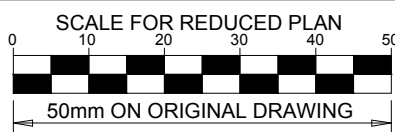
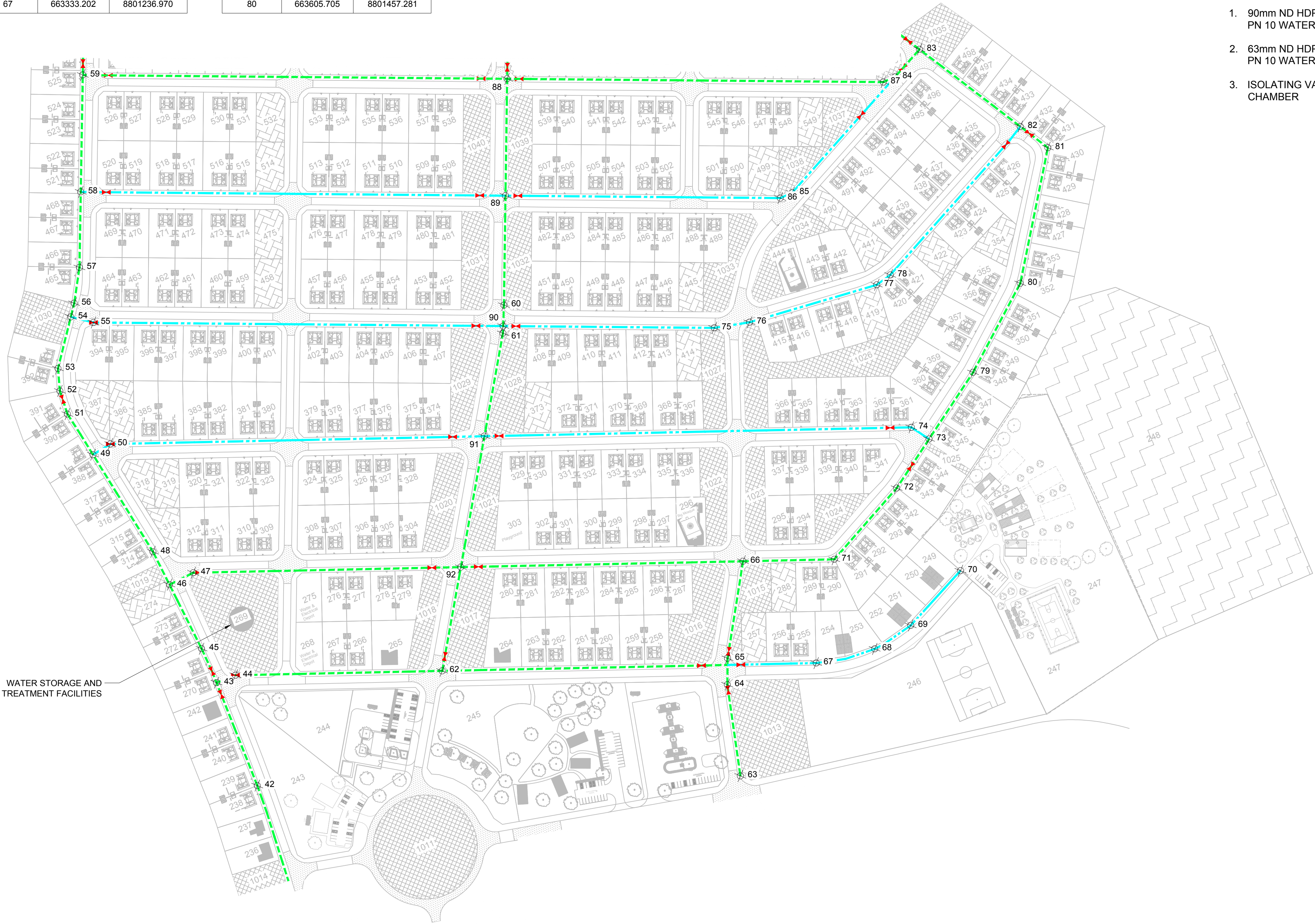
| REFERENCES | |
|-------------------------------|---|
| ANADARKO DRAWING NO. | DRAWING DESCRIPTION |
| EA-MZ-CI0000-WOR-E04-00065-01 | GENERAL LAYOUT |
| EA-MZ-CI0000-WOR-E04-00073-01 | WATER RETICULATION LAYOUT |
| EA-MZ-CI0000-WOR-E04-00074-01 | WATER RETICULATION KEY PLAN |
| EA-MZ-CI0000-WOR-E04-00075-01 | WATER RETICULATION LAYOUT SHEET 1 OF 2 |
| EA-MZ-CI0000-WOR-E11-00002-01 | DETAILS OF ISOLATING VALVE INSTALLATION AND CHAMBER: WATER RETICULATION NETWORK |
| EA-MZ-CI0000-WOR-E11-00032-01 | DETAILS OF THRUST BLOCKS FOR T-PIECES AND BENDS |
| EA-MZ-CI0000-WOR-E05-00066-01 | TYPICAL TRENCH DETAILS |

LEGEND:

1. 90mm ND HDPE PE100
PN 10 WATER PIPELINE

2. 63mm ND HDPE PE100
PN 10 WATER PIPELINE

3. ISOLATING VALVE AND
CHAMBER
-



NOTES

1. WATER PIPELINES TO BE INSTALLED 2 METRES FROM STAND BOUNDARY WITHIN THE ROAD RESERVE.

ISSUED FOR CONSTRUCTION






WorleyParsons RSA retains the copyright in all intellectual property, including designs and/or documents prepared in terms of this appointment for the project covered by the appointment. The client may use the designs and/or documents for the sole purpose of their intended use on this project only subject to payment for the design having been received. Use for any other purpose, whether or not the design and/or documents have been paid for constitutes an infringement of copyright, and all rights are reserved.

All dimensions must be verified on site before the works commence. Refer any discrepancies to the Engineer. Copyright reserved

| REVISIONS | | | | |
|-----------|----------|---------|---------|----------------------------|
| NO. | DATE | CHECKED | DONE BY | DESCRIPTION |
| A | 13/08/15 | LL | WVS | ISSUED FOR INTERNAL REVIEW |
| B | 03/09/15 | LL | WVS | ISSUED FOR DETAIL DESIGN |
| C | 29/09/15 | LL | WVS | ISSUED FOR SQUAD CHECK |
| D | 05/10/15 | LL | WVS | ISSUED FOR CLIENT REVIEW |
| E | 02/11/15 | LL | WVS | ISSUED FOR CLIENT APPROVAL |
| O | 03/12/15 | LL | WVS | ISSUED FOR CONSTRUCTION |



WorleyParsons
resources & energy
39 MELROSE BOULEVARD, MELROSE ARCH, JOHANNESBURG
P.O. Box 61232, MARSHALLTOWN, 2107
TEL: +27 (0)11 218 3000
FAX: +27(0)11 218 3100
www.worleyparsons.com
WorleyParsons RSA (Pty) Ltd.

| NAME | SIGNATURE | DATE |
|------------------------------------|---|------------|
| DRAWN BY: W v STADEN |  | 03/12/2015 |
| CHECKED: LH LOUW |  | 03/12/2015 |
| DESIGNER: LH LOUW |  | 03/12/2015 |
| PR ENG: LH LOUW 20090253 |  | 03/12/2015 |
| PROJECT ENG. MANAGER: L PADAYACHEE |  | 03/12/2015 |
| LOCAL PR ENG: | | |
| CLIENT: | | |

CLIENT





Anadarko
Moçambique Área 1, Lda

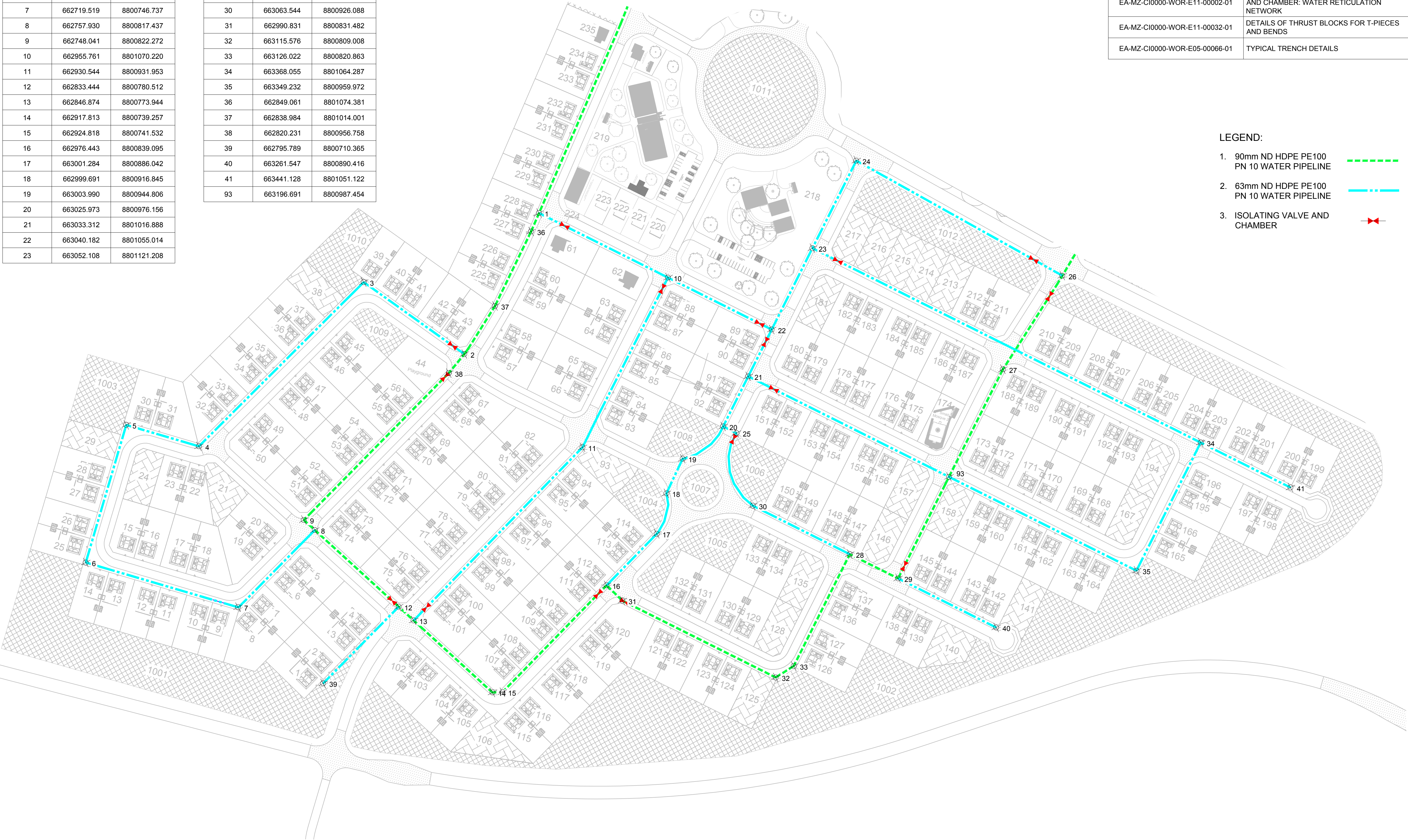
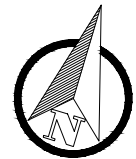
PROJECT
AMA 1
RESETTLEMENT
VILLAGE

DRAWING DESCRIPTION
WATER
RETICULATION
LAYOUT
SHEET 2 OF 2

| | |
|--|-----------------------|
| SCALE 1:2000 ORIGINAL DWG SIZE A1 | DATE DECEMBER 2015 |
| DRAWING NUMBER C00290-00-WW-DAL-0008-002 | REV NO 0 |
| ANADARKO DRAWING NUMBER EA-MZ-CI0000-WOR-E04-00076-02 | |

| COORDINATE TABLE | | |
|------------------|------------|-------------|
| POINT | Y | X |
| 1 | 662850.855 | 8801089.102 |
| 2 | 662827.257 | 8800973.495 |
| 3 | 662740.931 | 8801003.503 |
| 4 | 662658.229 | 8800852.679 |
| 5 | 662602.232 | 8800852.679 |
| 6 | 662602.232 | 8800746.645 |
| 7 | 662719.519 | 8800746.737 |
| 8 | 662757.930 | 8800817.437 |
| 9 | 662748.041 | 8800822.272 |
| 10 | 662955.761 | 8801070.220 |
| 11 | 662930.544 | 8800931.953 |
| 12 | 662833.444 | 8800780.512 |
| 13 | 662846.874 | 8800773.944 |
| 14 | 662917.813 | 8800739.257 |
| 15 | 662924.818 | 8800741.532 |
| 16 | 662976.443 | 8800839.095 |
| 17 | 663001.284 | 8800886.042 |
| 18 | 662999.691 | 8800916.845 |
| 19 | 663003.990 | 8800944.806 |
| 20 | 663025.973 | 8800976.156 |
| 21 | 663033.312 | 8801016.888 |
| 22 | 663040.182 | 8801055.014 |
| 23 | 663052.108 | 8801121.208 |

| COORDINATE TABLE | | |
|------------------|------------|-------------|
| POINT | Y | X |
| 24 | 663064.951 | 8801192.490 |
| 25 | 663036.778 | 8800974.208 |
| 26 | 663235.086 | 8801153.847 |
| 27 | 663212.485 | 8801075.040 |
| 28 | 663142.419 | 8800911.878 |
| 29 | 663181.788 | 8800904.796 |
| 30 | 663063.544 | 8800926.088 |
| 31 | 662990.831 | 8800831.482 |
| 32 | 663115.576 | 8800809.008 |
| 33 | 663126.022 | 8800820.863 |
| 34 | 663368.055 | 8801064.287 |
| 35 | 663349.232 | 8800959.972 |
| 36 | 662849.061 | 8801074.381 |
| 37 | 662838.984 | 8801014.001 |
| 38 | 662820.231 | 8800956.758 |
| 39 | 662795.789 | 8800710.365 |
| 40 | 663261.547 | 8800890.416 |
| 41 | 663441.128 | 8801051.122 |
| 93 | 663196.691 | 8800987.454 |

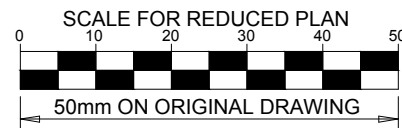


REFERENCES

| ANADARKO DRAWING NO. | DRAWING DESCRIPTION |
|-------------------------------|---|
| EA-MZ-CI0000-WOR-E04-00065-01 | GENERAL LAYOUT |
| EA-MZ-CI0000-WOR-E04-00073-01 | WATER RETICULATION LAYOUT |
| EA-MZ-CI0000-WOR-E04-00074-01 | WATER RETICULATION KEY PLAN |
| EA-MZ-CI0000-WOR-E04-00076-02 | WATER RETICULATION LAYOUT SHEET 2 OF 2 |
| EA-MZ-CI0000-WOR-E11-00002-01 | DETAILS OF ISOLATING VALVE INSTALLATION AND CHAMBER: WATER RETICULATION NETWORK |
| EA-MZ-CI0000-WOR-E11-00032-01 | DETAILS OF THRUST BLOCKS FOR T-PIECES AND BENDS |
| EA-MZ-CI0000-WOR-E05-00066-01 | TYPICAL TRENCH DETAILS |

LEGEND:

- 90mm ND HDPE PE100
PN 10 WATER PIPELINE
- 63mm ND HDPE PE100
PN 10 WATER PIPELINE
- ISOLATING VALVE AND
CHAMBER



NOTES

- WATER PIPELINES TO BE INSTALLED
2 METRES FROM STAND BOUNDARY
WITHIN THE ROAD RESERVE.

ISSUED FOR CONSTRUCTION

WorleyParsons RSA retains the copyright in all intellectual property, including designs and/or documents prepared in terms of this appointment for the project covered by the appointment. The client may use the designs and/or documents for the sole purpose of their intended use on this project only subject to payment for the design having been received. Use for any other purpose, whether or not the design and/or documents have been paid for constitutes an infringement of copyright, and all rights are reserved.

All dimensions must be verified on site before the works commence. Refer any discrepancies to the Engineer. Copyright reserved

REVISIONS

| NO. | DATE | CHECKED | DONE BY | DESCRIPTION |
|-----|----------|---------|---------|----------------------------|
| A | 13/08/15 | LL | WVS | ISSUED FOR INTERNAL REVIEW |
| B | 03/09/15 | LL | WVS | ISSUED FOR DETAIL DESIGN |
| C | 29/09/15 | LL | WVS | ISSUED FOR SQUAD CHECK |
| D | 05/10/15 | LL | WVS | ISSUED FOR CLIENT REVIEW |
| E | 02/11/15 | LL | WVS | ISSUED FOR CLIENT APPROVAL |
| O | 03/12/15 | LL | WVS | ISSUED FOR CONSTRUCTION |

WorleyParsons
resources & energy
39 MELROSE BOULEVARD, MELROSE ARCH, JOHANNESBURG
P.O. Box 61232, MARSHALLTOWN, 2107
TEL: +27 (0)11 218 3000
FAX: +27(0)11 218 3100
www.worleyparsons.com
WorleyParsons RSA (Pty) Ltd.

| | NAME | SIGNATURE | DATE |
|----------------------------|---------------------|-----------|------------|
| DRAWN BY: | W v STADEN | | 03/12/2015 |
| CHECKED: | LH LOUW | | 03/12/2015 |
| DESIGNER: | LH LOUW | | 03/12/2015 |
| PR ENG: | LH LOUW 20090253 | | 03/12/2015 |
| PROJECT ENG MANAGER: | L PADAYACHEE | | 03/12/2015 |
| LOCAL PR ENG: | | | |
| CLIENT: | | | |

CLIENT



PROJECT
AMA 1
RESETTLEMENT
VILLAGE

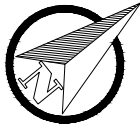
DRAWING DESCRIPTION

WATER
RETICULATION
LAYOUT
SHEET 1 OF 2

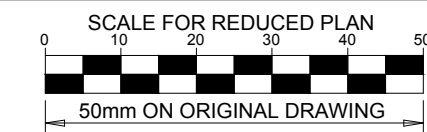

| | |
|---|-----------------------|
| SCALE 1:1500 ORIGINAL DWG SIZE A1 | DATE DECEMBER 2015 |
|---|-----------------------|

| | |
|---|-------------|
| DRAWING NUMBER C00290-00-WW-DAL-0008-001 | REV NO 0 |
|---|-------------|

| |
|--|
| ANADARKO DRAWING NUMBER EA-MZ-CI0000-WOR-E04-00075-01 |
|--|



LEGEND:
1. FUTURE EXPANSION



NOTES

ISSUED FOR CONSTRUCTION

WorleyParsons RSA retains the copyright in all intellectual property, including designs and/or documents prepared in terms of this appointment for the project covered by the appointment. The client may use the designs and/or documents for the sole purpose of their intended use on this project only subject to payment for the design having been received. Use for any other purpose, whether or not the design and/or documents have been paid for constitutes an infringement of copyright, and all rights are reserved.

All dimensions must be verified on site before the works commence. Refer any discrepancies to the Engineer. Copyright reserved

REVISIONS

| NO. | DATE | CHECKED BY | DONE BY | DESCRIPTION |
|-----|----------|------------|---------|----------------------------|
| A | 13/08/15 | LL | WVS | ISSUED FOR INTERNAL REVIEW |
| B | 03/09/15 | LL | WVS | ISSUED FOR DETAIL DESIGN |
| C | 22/09/15 | LL | WVS | ISSUED FOR SQUAD CHECK |
| D | 05/10/15 | LL | WVS | ISSUED FOR CLIENT REVIEW |
| E | 02/11/15 | LL | WVS | ISSUED FOR CLIENT APPROVAL |
| O | 03/12/15 | LL | WVS | ISSUED FOR CONSTRUCTION |



WorleyParsons

resources & energy

39 MELROSE BOULEVARD, MELROSE ARCH, JOHANNESBURG
P.O. Box 61232, MARSHALLTOWN, 2107
TEL: +27 (0)11 218 3000
FAX: +27(0)11 218 3100
www.worleyparsons.com
WorleyParsons RSA (Pty) Ltd.

| NAME | SIGNATURE | DATE |
|------------------------------------|-----------|------------|
| DRAWN BY: W v STADEN | | 03/12/2015 |
| CHECKED: LH LOUW | | 03/12/2015 |
| DESIGNER: LH LOUW | | 03/12/2015 |
| PR ENG: LH LOUW 20090253 | | 03/12/2015 |
| PROJECT ENG. MANAGER: L PADAYACHEE | | 03/12/2015 |
| LOCAL PR ENG: | | |
| CLIENT: | | |

CLIENT



Moçambique Área 1, Lda

PROJECT
**AMA 1
RESETTLEMENT
VILLAGE**

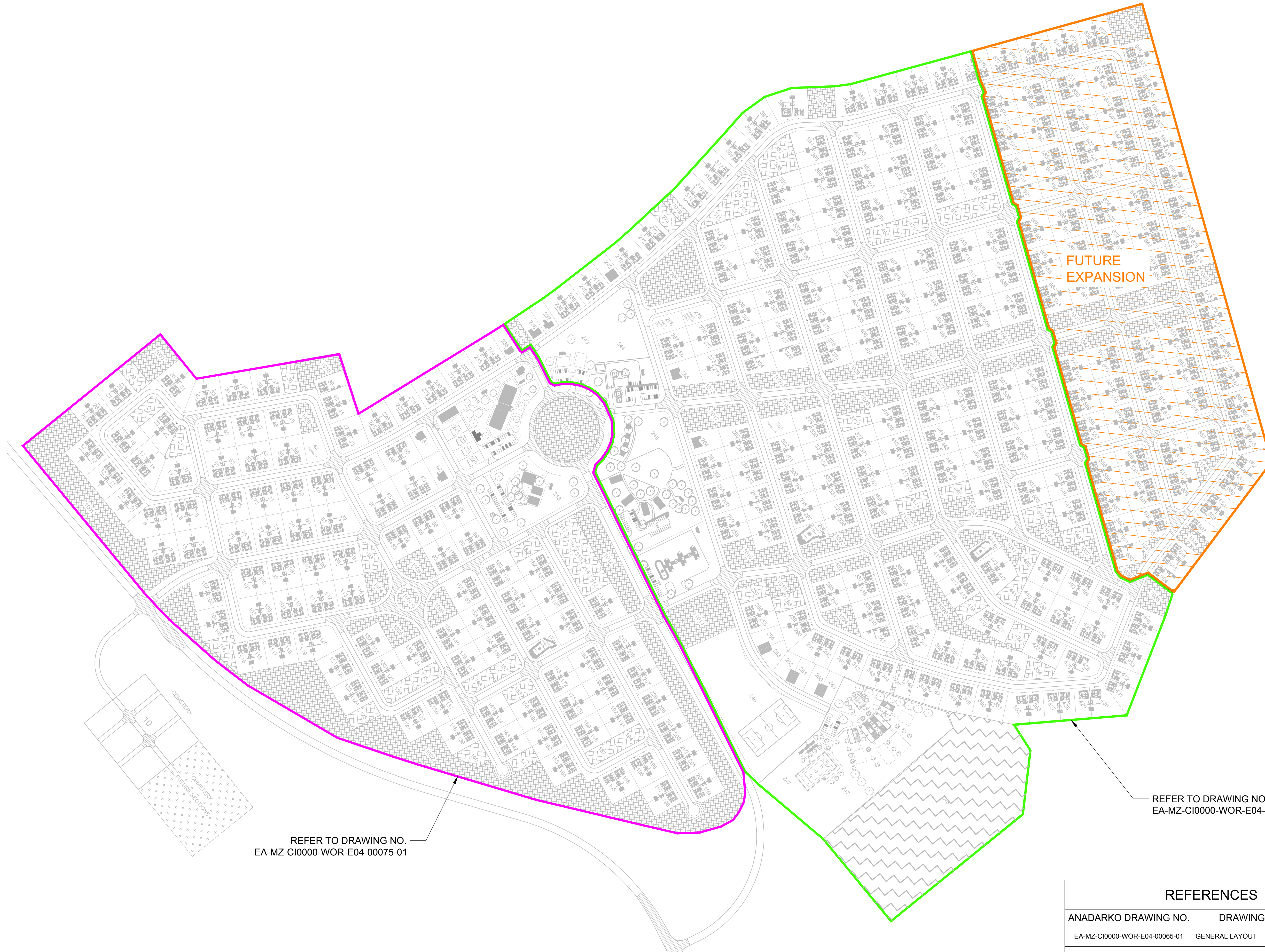
DRAWING DESCRIPTION

WATER RETICULATION KEY PLAN

| | |
|---|-----------------------|
| SCALE AS SHOWN ORIGINAL DWG SIZE A1 | DATE DECEMBER 2015 |
|---|-----------------------|

| | |
|--|--------------------|
| DRAWING NUMBER C00290-00-WW-DKP-0002-001 | REV NO 0 |
|--|--------------------|

| |
|---|
| ANADARKO DRAWING NUMBER EA-MZ-CI0000-WOR-E04-00074-01 |
|---|



REFER TO DRAWING NO.
EA-MZ-CI0000-WOR-E04-00075-01

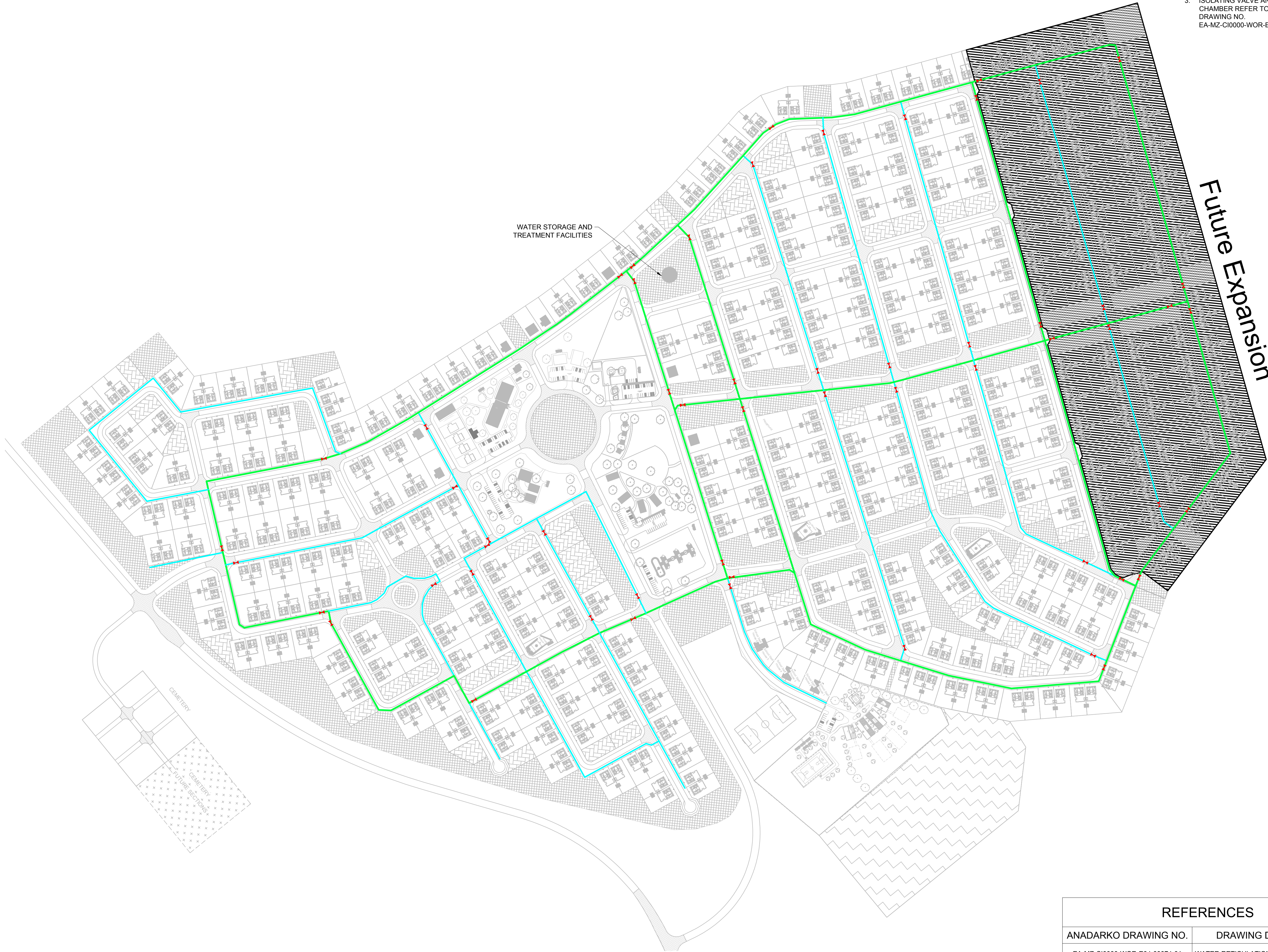
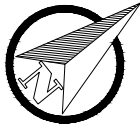
REFER TO DRAWING NO.
EA-MZ-CI0000-WOR-E04-00076-02

REFERENCES

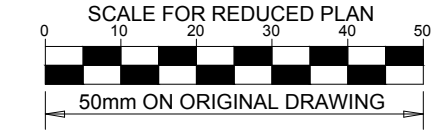
| ANADARKO DRAWING NO. | DRAWING DESCRIPTION |
|-------------------------------|--|
| EA-MZ-CI0000-WOR-E04-00065-01 | GENERAL LAYOUT |
| EA-MZ-CI0000-WOR-E04-00073-01 | WATER RETICULATION LAYOUT |
| EA-MZ-CI0000-WOR-E04-00075-01 | WATER RETICULATION LAYOUT SHEET 1 OF 2 |
| EA-MZ-CI0000-WOR-E04-00076-02 | WATER RETICULATION LAYOUT SHEET 2 OF 2 |

WATER RETICULATION LAYOUT

SCALE 1:2500



- LEGEND:
- 90mm ND HDPE PE100 PN 10
WATER PIPELINE
 - 63mm ND HDPE PE100 PN 10
WATER PIPELINE
 - ISOLATING VALVE AND
CHAMBER REFER TO
DRAWING NO.
EA-MZ-CI0000-WOR-E11-00002-01



NOTES

CONNECTIONS WILL BE PROVIDED TO ALL STANDS (REFER TO DRAWING NO. EA-MZ-CI0000-WOR-E05-00033, SHEETS 1 TO 3).


ISSUED FOR CONSTRUCTION

WorleyParsons RSA retains the copyright in all intellectual property, including designs and/or documents prepared in terms of this appointment for the project covered by the appointment. The client may use the designs and/or documents for the sole purpose of their intended use on this project only subject to payment for the design having been received. Use for any other purpose, whether or not the design and/or documents have been paid for constitutes an infringement of copyright, and all rights are reserved.


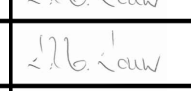
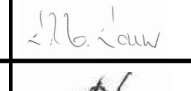


All dimensions must be verified on site before the works commence. Refer any discrepancies to the Engineer.

Copyright reserved

| REVISIONS | | | | |
|-----------|----------|------------|---------|----------------------------|
| NO. | DATE | CHECKED BY | DONE BY | DESCRIPTION |
| A | 11/08/15 | LL | CS | ISSUED FOR INTERNAL REVIEW |
| B | 03/09/15 | LL | CS | ISSUED FOR DETAIL DESIGN |
| C | 29/09/15 | LL | CS | ISSUED FOR SQUAD CHECK |
| D | 05/10/15 | LL | CS | ISSUED FOR CLIENT REVIEW |
| E | 11/11/15 | LL | CS | ISSUED FOR CLIENT APPROVAL |
| 0 | 03/12/15 | LL | CS | ISSUED FOR CONSTRUCTION |

**WorleyParsons**
resources & energy

39 MELROSE BOULEVARD, MELROSE ARCH, JOHANNESBURG
P.O. Box 61232, MARSHALLTOWN, 2107
TEL: +27 (0)11 218 3000
FAX: +27(0)11 218 3100
www.worleyparsons.com
WorleyParsons RSA (Pty) Ltd.

| | NAME | SIGNATURE | DATE |
|-----------------------|---------------------|---|------------|
| DRAWN BY: | C SWIEGERS |  | 03/12/2015 |
| CHECKED: | LH LOUW |  | 03/12/2015 |
| DESIGNER: | LH LOUW |  | 03/12/2015 |
| PR ENG: | LH LOUW 20090253 |  | 03/12/2015 |
| PROJECT ENG. MANAGER: | L PADAYACHEE |  | 03/12/2015 |
| LOCAL PR ENG: | | | |
| CLIENT: | | | |



PROJECT
**AMA 1
RESETTLEMENT
VILLAGE**

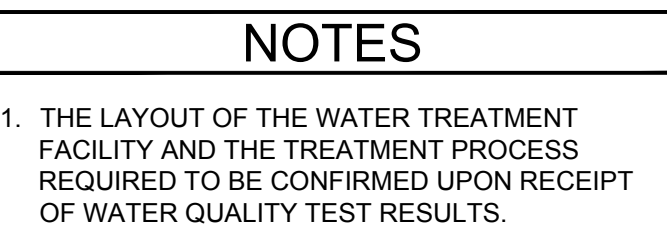
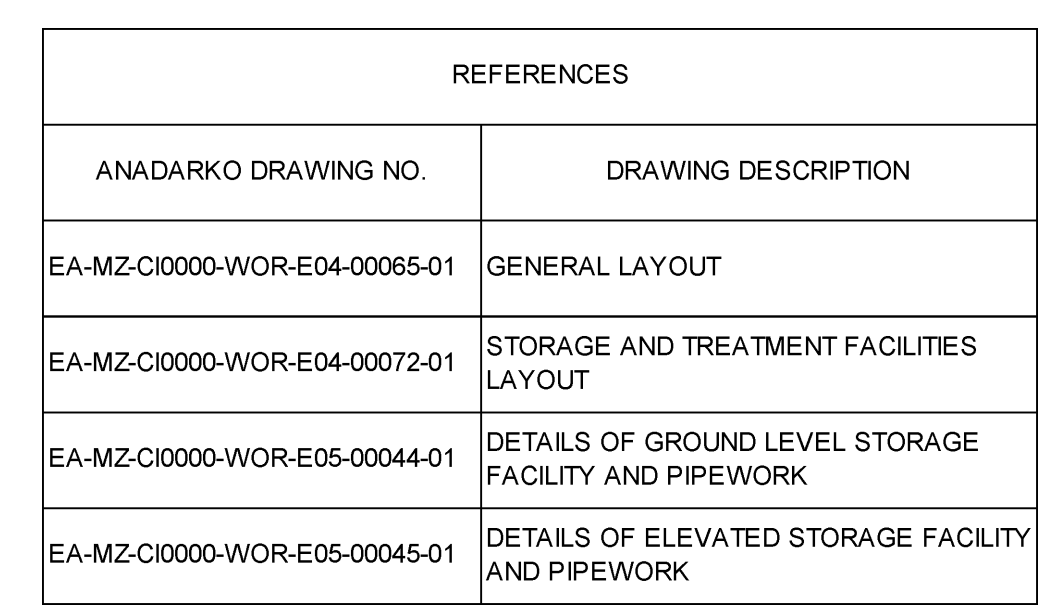
DRAWING DESCRIPTION

**WATER RETICULATION
LAYOUT**

| REFERENCES | |
|-------------------------------|--|
| ANADARKO DRAWING NO. | DRAWING DESCRIPTION |
| EA-MZ-CI0000-WOR-E04-00074-01 | WATER RETICULATION KEY PLAN |
| EA-MZ-CI0000-WOR-E04-00075-01 | WATER RETICULATION LAYOUT SHEET 1 OF 2 |
| EA-MZ-CI0000-WOR-E04-00076-02 | WATER RETICULATION LAYOUT SHEET 2 OF 2 |

WATER RETICULATION LAYOUT
SCALE 1:2500

| | |
|--|-----------------------|
| SCALE AS SHOWN ORIGINAL DWG SIZE A1 | DATE DECEMBER 2015 |
| DRAWING NUMBER C00290-00-WW-DAL-0007-001 | REV NO 0 |
| ANADARKO DRAWING NUMBER EA-MZ-CI0000-WOR-E04-00073-01 | |









WorleyParsons RSA retains the copyright in all intellectual property, including designs and/or documents prepared in terms of this appointment for the project covered by the appointment. The client may use the designs and/or documents for the sole purpose of their intended use on this project only subject to payment for the design having been received. Use for any other purpose, whether or not the design and/or documents have been paid for constitutes an infringement of copyright, and all rights are reserved.

All dimensions must be verified on site before the works commence. Refer any discrepancies to the Engineer.

Copyright reserved

| REVISIONS | | | | |
|-----------|----------|---------|---------|----------------------------|
| NO. | DATE | CHECKED | DONE BY | DESCRIPTION |
| A | 24/07/15 | EE | CS | ISSUED FOR INTERNAL REVIEW |
| B | 06/08/15 | EE | CS | ISSUED FOR DETAIL DESIGN |
| C | 22/09/15 | EE | CS | ISSUED FOR SQUAD CHECK |
| D | 05/10/15 | EE | CS | ISSUED FOR CLIENT REVIEW |
| E | 02/11/15 | LL | CS | ISSUED FOR CLIENT APPROVAL |
| O | 03/12/15 | LL | CS | ISSUED FOR CONSTRUCTION |
| | | | | |
| | | | | |



| | NAME | SIGNATURE | DATE |
|-------------------------|---------------------|---|------------|
| DRAWN BY: | C SWIEGERS |  | 03/12/2015 |
| CHECKED: | E ELLIOTT |  | 03/12/2015 |
| DESIGNER: | E ELLIOTT |  | 03/12/2015 |
| PR ENG: | LH LOUW 20909253 |  | 03/12/2015 |
| PROJECT ENG MANAGER: | L PADAYACHEE |  | 03/12/2015 |
| LOCAL PR ENG: | | | |
| CLIENT: | | | |

CLIENT

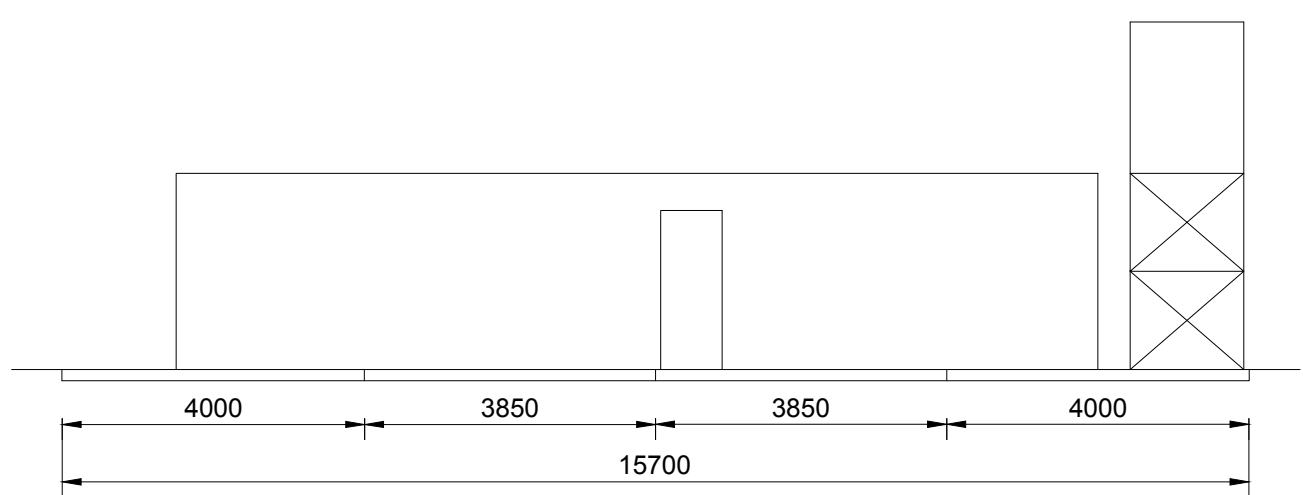
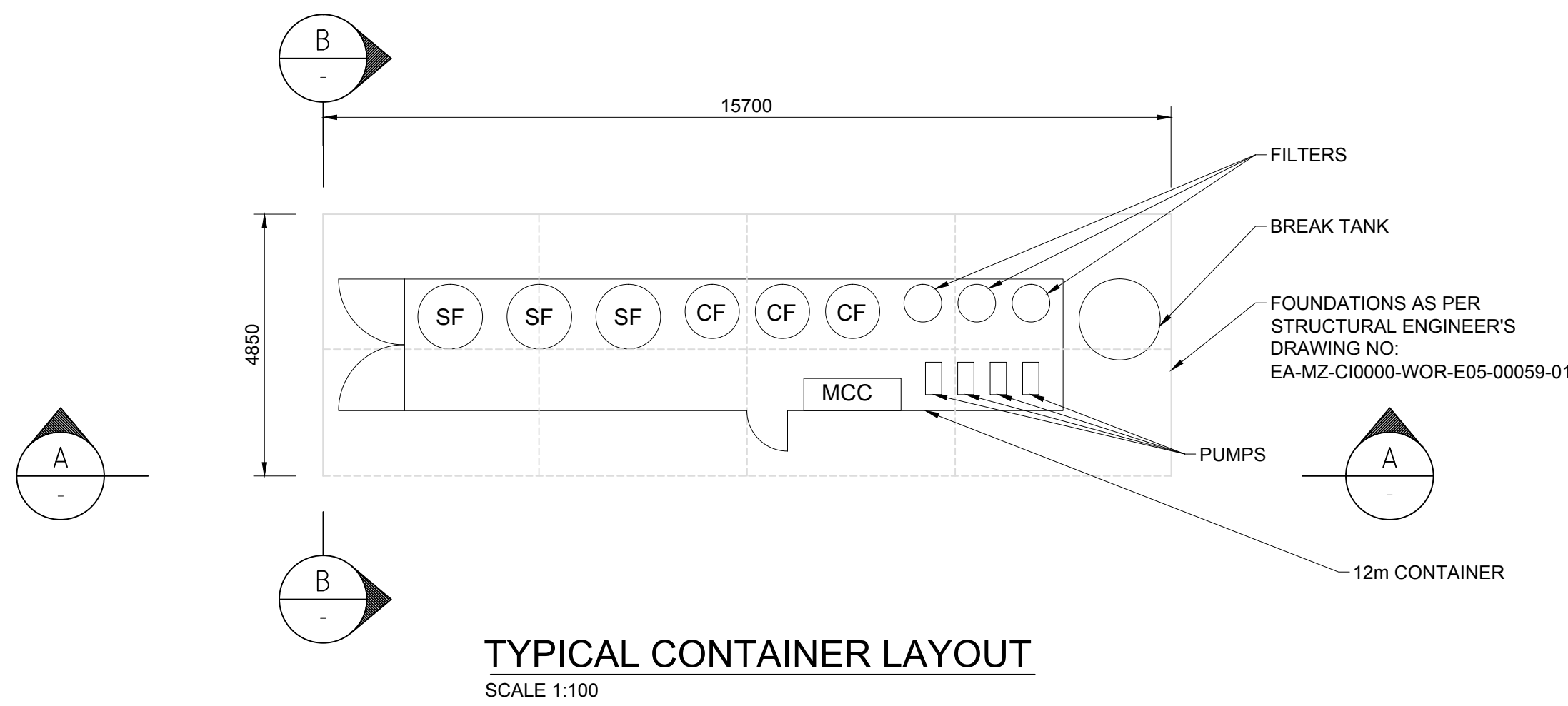
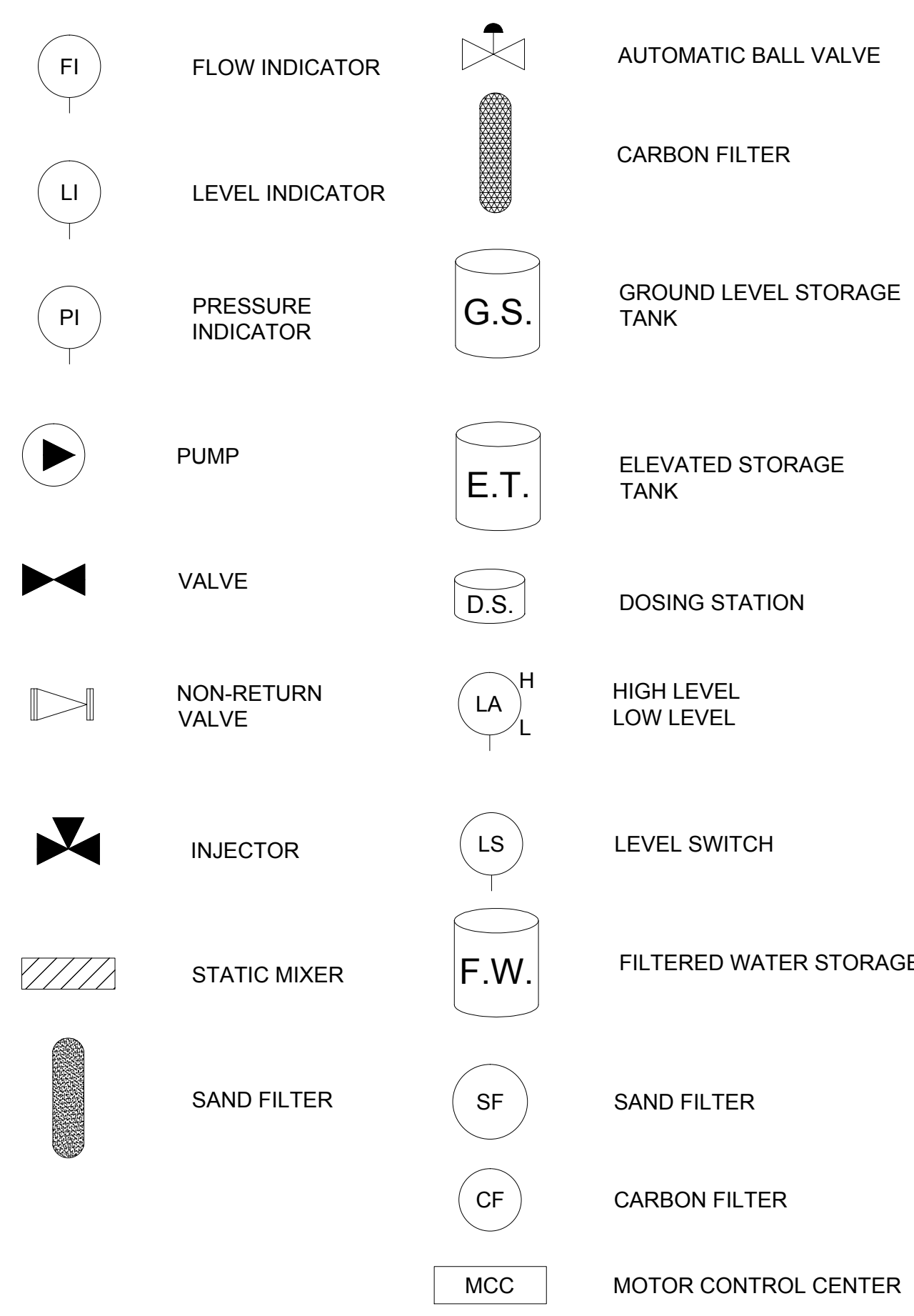


PROJECT
AMA 1
RESETTLEMENT
VILLAGE

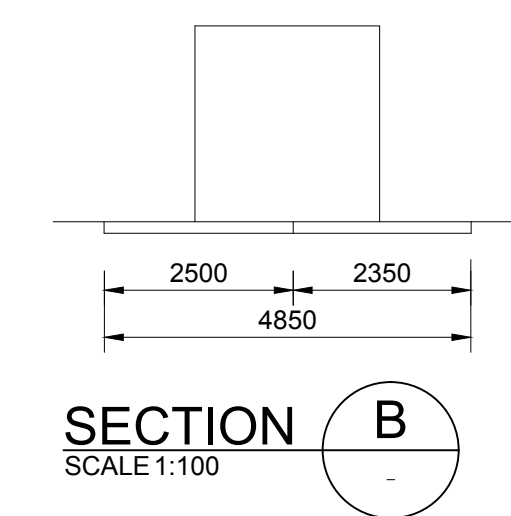
DRAWING DESCRIPTION

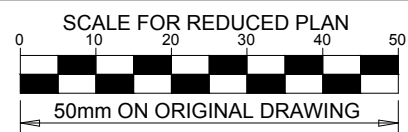
WATER TREATMENT FACILITY LAYOUT

| | |
|--|-----------------------|
| SCALE AS SHOWN ORIGINAL DWG SIZE A1 | DATE DECEMBER 2015 |
| DRAWING NUMBER C00290-00-WW-DAL-0005-001 | REV NO 0 |
| ANADARKO DRAWING NUMBER EA-MZ-CI0000-WOR-E04-00071-01 | |



SECTION A
SCALE 1:100





1. COORDINATE SYSTEM:
WGS84 (ZONE 37 S)
2. THE DIAMETER AND PRESSURE CLASS OF THE BULK WATER MAINS AND ASSOCIATED INFRASTRUCTURE DETERMINED DURING THE ITT PHASE ARE 160 mm ND, CLASS 16. BASED ON THE REVISED AND APPROVED WATER DEMANDS DETERMINED DURING THE DETAIL DESIGN PHASE THE DIAMETER AND PRESSURE CLASS OF THE BULK WATER MAINS AND ASSOCIATED INFRASTRUCTURE ARE 110 mm ND, CLASS 10.
3. EXISTING BOREHOLE NO'S LNG-W003 AND LNG-W004 WILL BE USED AND THE OTHER BOREHOLE POSITIONS ARE ASSUMED AND STILL NEED TO BE CONFIRMED. THE POSITION AND NUMBER OF BOREHOLES TO BE DEVELOPED IN THE WELL FIELD WILL DEPEND ON THE RESULTS FROM THE GEOHYDROLOGICAL INVESTIGATION. THE GEOHYDROLOGICAL INVESTIGATION AND BOREHOLE DRILLING TO BE PERFORMED BY OTHERS.
4. THE POSITION AND DESIGN ON THE BULK WATER MAINS ARE SUBJECT TO CHANGE PENDING THE RESULTS OF THE GEOHYDROLOGICAL INVESTIGATION (POSITIONS OF BOREHOLES, SUSTAINABLE YIELDS OF BOREHOLES, ETC.).






WorleyParsons RSA retains the copyright in all intellectual property, including designs and/or documents prepared in terms of this appointment for the project covered by the appointment. The client may use the designs and/or documents for the sole purpose of their intended use on this project only subject to payment for the design having been received. Use for any other purpose, whether or not the design and/or documents have been paid for constitutes an infringement of copyright, and all rights are reserved.

All dimensions must be verified on site before the works commence. Refer any discrepancies to the Engineer.

| NO. | DATE | CHECKED | DONE BY | DESCRIPTION |
|-----|----------|---------|---------|----------------------------|
| A | 20/08/15 | LL | BvS | ISSUED FOR INTERNAL REVIEW |
| B | 02/09/15 | LL | BvS | ISSUED FOR DETAIL DESIGN |
| C | 22/09/15 | LL | BvS | ISSUED FOR SQUAD CHECK |
| D | 05/10/15 | LL | BvS | ISSUED FOR CLIENT REVIEW |
| E | 06/11/15 | LL | BvS | ISSUED FOR CLIENT APPROVAL |
| O | 03/12/15 | LL | BvS | ISSUED FOR CONSTRUCTION |
| | | | | |



39 MELROSE BOULEVARD, MELROSE ARCH, JOHANNESBURG
P.O. Box 61232, MARSHALLTOWN, 2107
TEL: +27 (0)11 218 3000
FAX: +27(0)11 218 3100
www.worleyparsons.com
WorleyParsons RSA (Pty) Ltd.

| | NAME | SIGNATURE | DATE |
|----------------------------|---------------------|---|------------|
| DRAWN BY: | B v SCHOOR |  | 03/12/2015 |
| CHECKED: | LH LOUW |  | 03/12/2015 |
| DESIGNER: | LH LOUW |  | 03/12/2015 |
| PR ENG: | LH LOUW 20090253 |  | 03/12/2015 |
| PROJECT ENG MANAGER: | L PADAYACHEE |  | 03/12/2015 |
| LOCAL PR ENG: | | | |
| CLIENT: | | | |



MOZAMBIQUE
GAS DEVELOPMENT
PROJECT

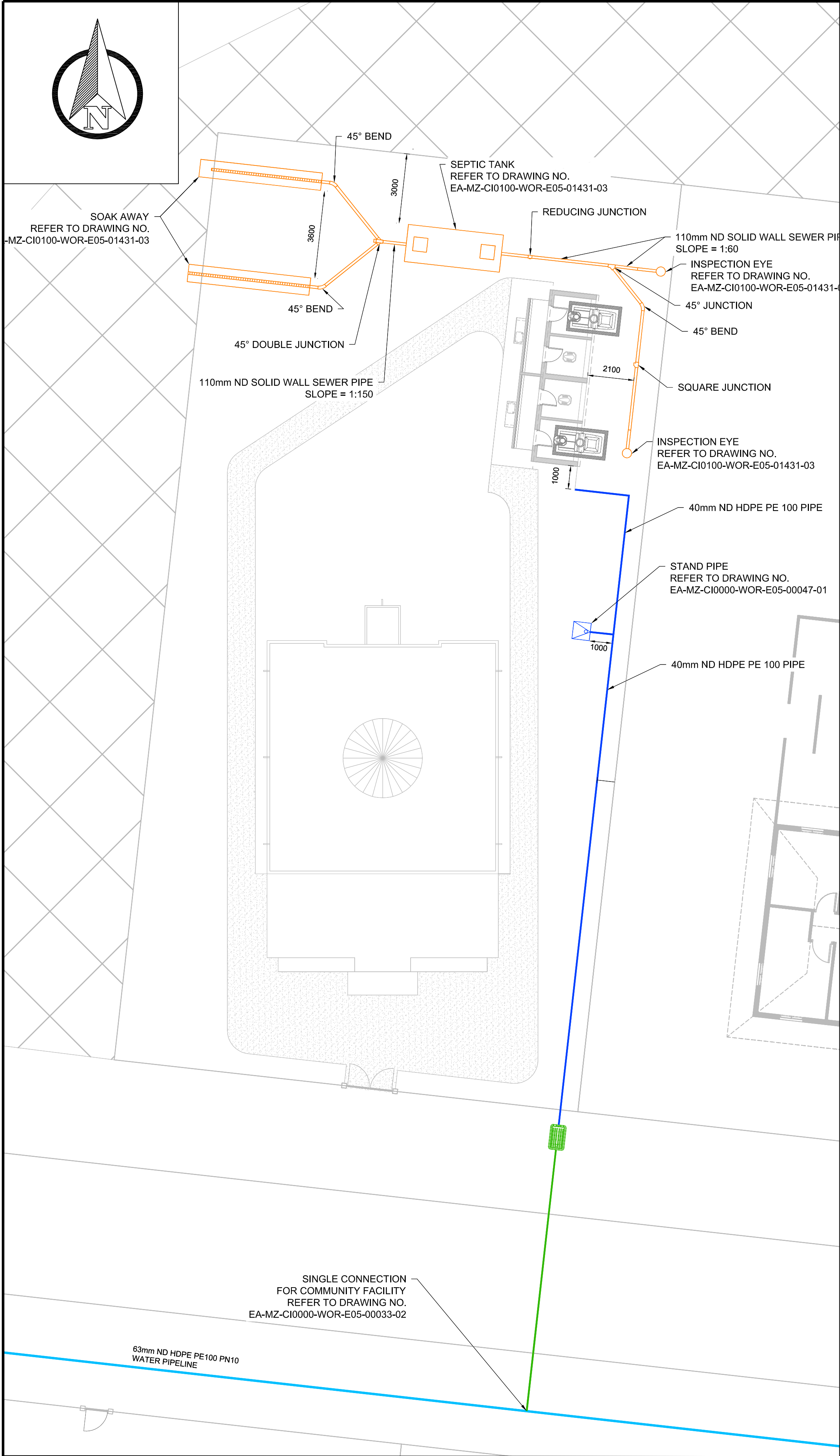


| | |
|---|-----------------------|
| SCALE NOT TO SCALE ORIGINAL DWG SIZE A1 | DATE DECEMBER 2019 |
|---|-----------------------|

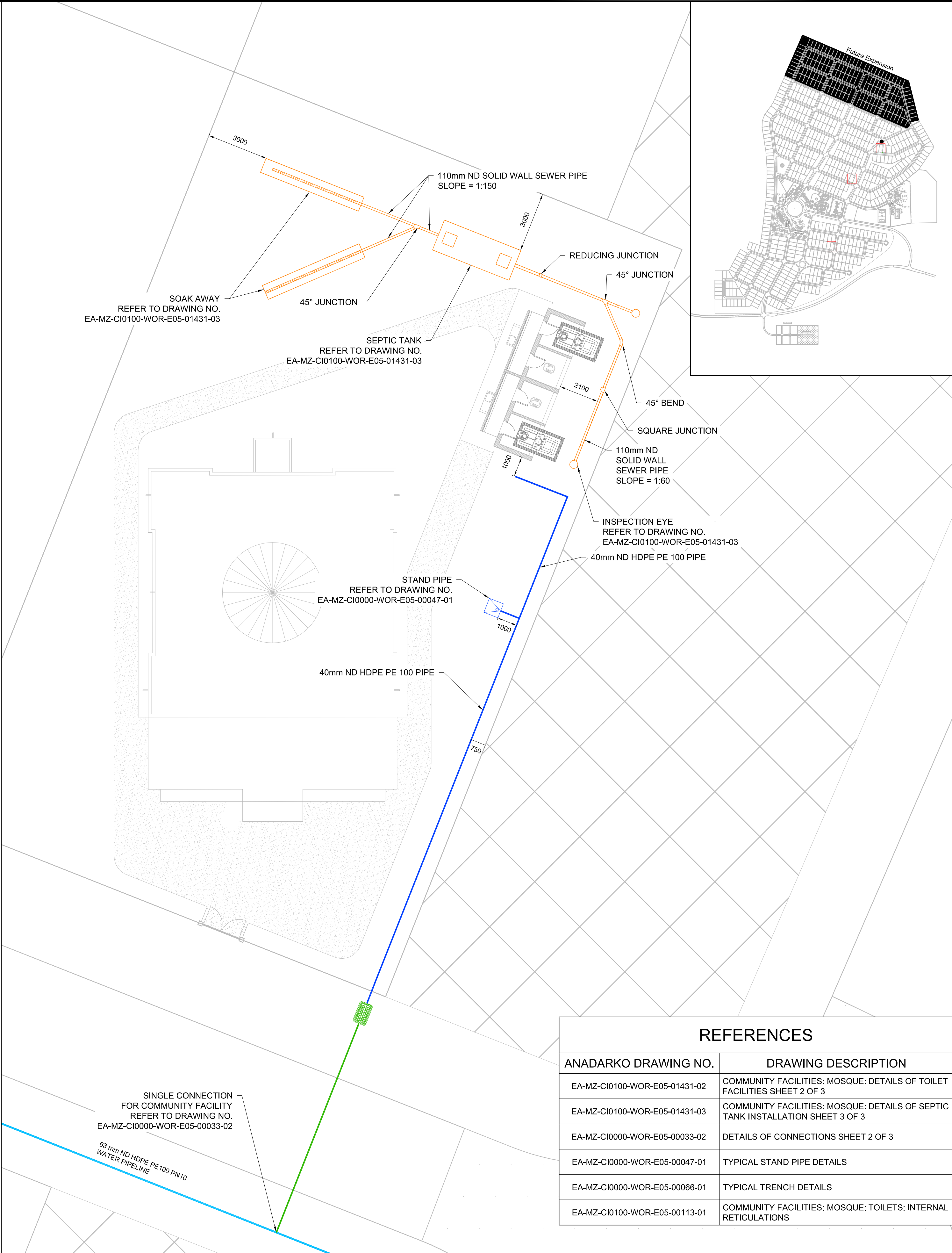
| | |
|----------------|-------|
| DRAWING NUMBER | REV N |
|----------------|-------|

ANADARKO DRAWING NUMBER

EA-MZ-CI0000-WOR-E01-00002-01



SMALL MOSQUE
NOT TO SCALE



BIG MOSQUE
NOT TO SCALE

| REFERENCES | |
|-------------------------------|--|
| ANADARKO DRAWING NO. | DRAWING DESCRIPTION |
| EA-MZ-CI0100-WOR-E05-01431-02 | COMMUNITY FACILITIES: MOSQUE: DETAILS OF TOILET FACILITIES SHEET 2 OF 3 |
| EA-MZ-CI0100-WOR-E05-01431-03 | COMMUNITY FACILITIES: MOSQUE: DETAILS OF SEPTIC TANK INSTALLATION SHEET 3 OF 3 |
| EA-MZ-CI0000-WOR-E05-00033-02 | DETAILS OF CONNECTIONS SHEET 2 OF 3 |
| EA-MZ-CI0000-WOR-E05-00047-01 | TYPICAL STAND PIPE DETAILS |
| EA-MZ-CI0000-WOR-E05-00066-01 | TYPICAL TRENCH DETAILS |
| EA-MZ-CI0100-WOR-E05-00113-01 | COMMUNITY FACILITIES: MOSQUE: TOILETS: INTERNAL RETICULATIONS |

SCALE FOR REDUCED PLAN
0 10 20 30 40 50
50mm ON ORIGINAL DRAWING

NOTES
1. ALL DIMENSIONS ARE IN MILLIMETRES
UNLESS OTHERWISE STATED ON DRAWING.

LEGEND
SEWER/WASTE WATER PIPES
SEPTIC TANK
SOAK AWAY
WATER PIPES
WATER FOUNTAIN
STAND PIPE
WATER METER BOX

ISSUED FOR CONSTRUCTION
WorleyParsons RSA retains the copyright in all intellectual property, including designs and/or documents prepared in terms of this appointment for the project covered by the appointment. The client may use the designs and/or documents for the sole purpose of their intended use on this project only subject to payment for the design having been received. Use for any other purpose, whether or not the design and/or documents have been paid for constitutes an infringement of copyright, and all rights are reserved.
All dimensions must be verified on site before the works commence. Refer any discrepancies to the Engineer.
Copyright reserved

REVISIONS

| NO. | DATE | CHECKED | DONE BY | DESCRIPTION |
|-----|----------|---------|---------|----------------------------|
| A | 09/09/15 | LL | BvS | ISSUED FOR INTERNAL REVIEW |
| B | 15/09/15 | LL | BvS | ISSUED FOR DETAIL DESIGN |
| C | 30/09/15 | LL | BvS | ISSUED FOR SQUAD CHECK |
| D | 06/10/15 | LL | BvS | ISSUED FOR CLIENT REVIEW |
| E | 05/11/15 | LL | BvS | ISSUED FOR CLIENT APPROVAL |
| O | 03/12/15 | LL | BvS | ISSUED FOR CONSTRUCTION |

WorleyParsons
resources & energy
39 MELROSE BOULEVARD, MELROSE ARCH, JOHANNESBURG
P.O. Box 61232, MARSHALLTOWN, 2107
TEL: +27 (0)11 218 3000
FAX: +27(0)11 218 3100
www.worleyparsons.com
WorleyParsons RSA (Pty) Ltd.

| | NAME | SIGNATURE | DATE |
|----------------------|---------------------|-----------|------------|
| DRAWN BY: | B v SCHOOR | | 03/12/2015 |
| CHECKED: | LH LOUW | | 03/12/2015 |
| DESIGNER: | B v SCHOOR | | 03/12/2015 |
| PR ENG: | LH LOUW 20090253 | | 03/12/2015 |
| PROJECT ENG MANAGER: | L PADAYACHEE | | 03/12/2015 |
| LOCAL PR ENG: | | | |
| CLIENT: | | | |

MOZAMBIQUE
GAS DEVELOPMENT PROJECT

Anadarko
Moçambique Área 1, Lda

PROJECT
AMA 1
RESETTLEMENT
VILLAGE

DRAWING DESCRIPTION
COMMUNITY FACILITIES:
MOSQUE:
WATER AND SANITATION
LAYOUT
SHEET 1 OF 3

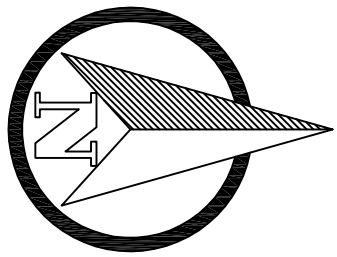
SCALE
NOT TO SCALE
ORIGINAL DWG SIZE A1

DATE
DECEMBER 2015

DRAWING NUMBER
C00290-00-WW-DRD-0031-001

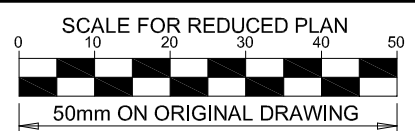
REV NO
0

ANADARKO DRAWING NUMBER
EA-MZ-CI0100-WOR-E05-01431-01



REFERENCES

| ANADARKO DRAWING NO. | DRAWING DESCRIPTION |
|-------------------------------|--|
| EA-MZ-CI0100-WOR-E05-01295-02 | COMMUNITY FACILITIES: SCHOOL: DETAILS OF TOILET FACILITIES SHEET 2 OF 3 |
| EA-MZ-CI0100-WOR-E05-01295-03 | COMMUNITY FACILITIES: SCHOOL: DETAILS OF SEPTIC TANK INSTALLATION SHEET 3 OF 3 |
| EA-MZ-CI0000-WOR-E05-00033-02 | DETAILS OF CONNECTIONS SHEET 2 OF 3 |
| EA-MZ-CI0000-WOR-E05-00060-01 | DETAILS OF COMMUNITY WATER DRINKING FOUNTAIN INSTALLATION |
| EA-MZ-CI0000-WOR-E05-00047-01 | TYPICAL STAND PIPE DETAILS |
| EA-MZ-CI0000-WOR-E05-00066-01 | TYPICAL TRENCH DETAILS |
| EA-MZ-CI0000-WOR-E05-00116-01 | COMMUNITY FACILITIES: SCHOOL: INTERNAL RETICULATIONS |
| EA-MZ-CI0100-WOR-E05-00117-01 | COMMUNITY FACILITIES: SCHOOL: TOILETS: INTERNAL RETICULATIONS |



NOTES

- ALL DIMENSIONS ARE IN MILLIMETRES UNLESS OTHERWISE STATED ON DRAWING.

LEGEND

- SEWER/WASTE WATER PIPES
- SEPTIC TANK
- SOAK AWAY
- WATER PIPES
- WATER FOUNTAIN
- STAND PIPE
- WATER METER BOX

ISSUED FOR CONSTRUCTION

WorleyParsons RSA retains the copyright in all Intellectual property, including designs and/or documents prepared in terms of this appointment for the project covered by the appointment. The client may use the designs and/or documents for the sole purpose of their intended use on this project only subject to payment for the design having been received. Use for any other purpose, whether or not the design and/or documents have been paid for constitutes an infringement of copyright, and all rights are reserved.

All dimensions must be verified on site before the works commence. Refer any discrepancies to the Engineer. Copyright reserved

REVISIONS

| NO. | DATE | CHECKED | DONE BY | DESCRIPTION |
|-----|----------|---------|---------|----------------------------|
| A | 08/09/15 | LL | BvS | ISSUED FOR INTERNAL REVIEW |
| B | 15/09/15 | LL | BvS | ISSUED FOR DETAIL DESIGN |
| C | 30/09/15 | LL | BvS | ISSUED FOR SQUAD CHECK |
| D | 06/10/15 | LL | BvS | ISSUED FOR CLIENT REVIEW |
| E | 02/11/15 | LL | BvS | ISSUED FOR CLIENT APPROVAL |
| O | 03/12/15 | LL | BvS | ISSUED FOR CONSTRUCTION |



WorleyParsons

resources & energy

39 MELROSE BOULEVARD, MELROSE ARCH, JOHANNESBURG
P.O. Box 61232, MARSHALLTOWN, 2107
TEL: +27 (0)11 218 3000
FAX: +27(0)11 218 3100
www.worleyparsons.com
WorleyParsons RSA (Pty) Ltd.

| | NAME | SIGNATURE | DATE |
|-----------------------|---------------------|-----------|------------|
| DRAWN BY: | B v SCHOOR | | 03/12/2015 |
| CHECKED: | LH LOUW | | 03/12/2015 |
| DESIGNER: | B v SCHOOR | | 03/12/2015 |
| PR ENG: | LH LOUW 20090253 | | 03/12/2015 |
| PROJECT ENG. MANAGER: | L PADAYACHEE | | 03/12/2015 |
| LOCAL PR ENG: | | | |
| CLIENT: | | | |

CLIENT




PROJECT
AMA 1
RESETTLEMENT
VILLAGE

DRAWING DESCRIPTION
**COMMUNITY FACILITIES:
SCHOOL:
WATER AND SANITATION
LAYOUT
SHEET 1 OF 3**

| | |
|---|-----------------------|
| SCALE NOT TO SCALE ORIGINAL DWG SIZE A1 | DATE DECEMBER 2015 |
|---|-----------------------|

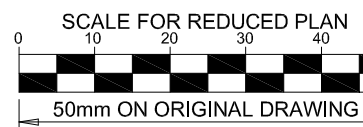
| | |
|---|-------------|
| DRAWING NUMBER C00290-00-WW-DRD-0019-001 | REV NO 0 |
|---|-------------|

ANADARKO DRAWING NUMBER
EA-MZ-CI0100-WOR-E05-01295-01



REFERENCES

| ANADARKO DRAWING NO. | DRAWING DESCRIPTION |
|-------------------------------|--|
| EA-MZ-CI0100-WOR-E05-01132-02 | STAFF HOUSES: SCHOOL: DETAILS OF SEPTIC TANK INSTALLATION SHEET 2 OF 2 |
| EA-MZ-CI0000-WOR-E05-00033-02 | DETAILS OF CONNECTIONS SHEET 2 OF 3 |
| EA-MZ-CI0000-WOR-E05-00033-03 | DETAILS OF CONNECTIONS SHEET 3 OF 3 |
| EA-MZ-CI0000-WOR-E05-00047-01 | TYPICAL STAND PIPE DETAILS |
| EA-MZ-CI0000-WOR-E05-00066-01 | TYPICAL TRENCH DETAILS |
| EA-MZ-CI0000-WOR-E05-00124-01 | STAFF HOUSES: SCHOOL: INTERNAL RETICULATIONS |



NOTES

1. ALL DIMENSIONS ARE IN MILLIMETRES UNLESS OTHERWISE STATED ON DRAWING.

LEGEND

- SEWER/WASTE WATER PIPES
- SEPTIC TANK
- SOAK AWAY
- WATER PIPES
- WATER FOUNTAIN
- STAND PIPE
- WATER METER BOX

ISSUED FOR CONSTRUCTION

WorleyParsons RSA retains the copyright in all intellectual property, including designs and/or documents prepared in terms of this appointment for the project covered by the appointment. The client may use the designs and/or documents for the sole purpose of their intended use on this project only subject to payment for the design having been received. Use for any other purpose, whether or not the design and/or documents have been paid for constitutes an infringement of copyright, and all rights are reserved.

All dimensions must be verified on site before the works commence. Refer any discrepancies to the Engineer. Copyright reserved

REVISIONS

| NO. | DATE | CHECKED | DONE BY | DESCRIPTION |
|-----|----------|---------|---------|----------------------------|
| A | 09/09/15 | LL | BvS | ISSUED FOR INTERNAL REVIEW |
| B | 10/09/15 | LL | BvS | ISSUED FOR DETAIL DESIGN |
| C | 30/09/15 | LL | BvS | ISSUED FOR SQUAD CHECK |
| D | 06/10/15 | LL | BvS | ISSUED FOR CLIENT REVIEW |
| E | 06/11/15 | LL | BvS | ISSUED FOR CLIENT APPROVAL |
| O | 03/12/15 | LL | BvS | ISSUED FOR CONSTRUCTION |



WorleyParsons

resources & energy

39 MELROSE BOULEVARD, MELROSE ARCH, JOHANNESBURG
P.O. Box 61232, MARSHALLTOWN, 2107
TEL: +27 (0)11 218 3000
FAX: +27(0)11 218 3100
www.worleyparsons.com
WorleyParsons RSA (Pty) Ltd.

| NAME | SIGNATURE | DATE |
|------------------------------------|-----------|------------|
| DRAWN BY: B v SCHOOR | | 03/12/2015 |
| CHECKED: LH LOUW | | 03/12/2015 |
| DESIGNER: B v SCHOOR | | 03/12/2015 |
| PR ENG: LH LOUW 20090253 | | 03/12/2015 |
| PROJECT ENG. MANAGER: L PADAYACHEE | | 03/12/2015 |
| LOCAL PR ENG: | | |
| CLIENT: | | |

CLIENT



PROJECT

AMA 1

RESETTLEMENT

VILLAGE

DRAWING DESCRIPTION

STAFF HOUSES:

SCHOOL:

WATER AND SANITATION

LAYOUT


SHEET 1 OF 2

| | |
|----------------------|---------------|
| SCALE | DATE |
| NOT TO SCALE | DECEMBER 2015 |
| ORIGINAL DWG SIZE A1 | |

| | |
|---------------------------|--------|
| DRAWING NUMBER | REV NO |
| C00290-00-WW-DRD-0032-001 | 0 |

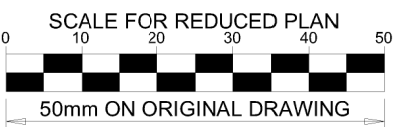
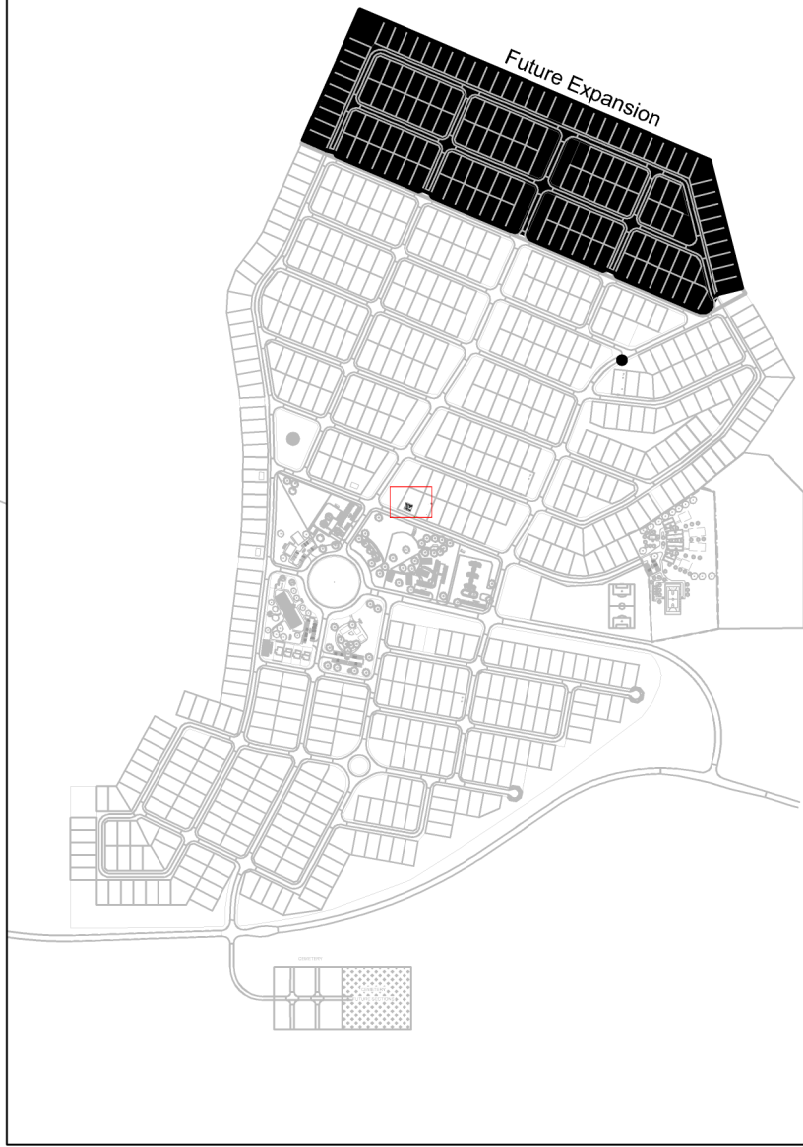
ANADARKO DRAWING NUMBER

EA-MZ-CI0100-WOR-E05-01132-01



REFERENCES

| ANADARKO DRAWING NO. | DRAWING DESCRIPTION |
|-------------------------------|--|
| EA-MZ-CI0100-WOR-E05-01131-02 | STAFF HOUSES: POLICE: DETAILS OF SEPTIC TANK INSTALLATION SHEET 2 OF 2 |
| EA-MZ-CI0000-WOR-E05-00033-02 | DETAILS OF CONNECTIONS SHEET 2 OF 3 |
| EA-MZ-CI0000-WOR-E05-00033-03 | DETAILS OF CONNECTIONS SHEET 3 OF 3 |
| EA-MZ-CI0000-WOR-E05-00047-01 | TYPICAL STAND PIPE DETAILS |
| EA-MZ-CI0000-WOR-E05-00066-01 | TYPICAL TRENCH DETAILS |
| EA-MZ-CI0100-WOR-E05-00123-01 | STAFF HOUSES: POLICE: INTERNAL RETICULATIONS |



NOTES

1. ALL DIMENSIONS ARE IN MILLIMETRES UNLESS OTHERWISE STATED ON DRAWING.

LEGEND

- SEWER/WASTE WATER PIPES
- SEPTIC TANK
- SOAK AWAY
- WATER PIPES
- WATER FOUNTAIN
- STAND PIPE
- WATER METER BOX

ISSUED FOR CONSTRUCTION

WorleyParsons RSA retains the copyright in all intellectual property, including designs and/or documents prepared in terms of this appointment for the project covered by the appointment. The client may use the designs and/or documents for the sole purpose of their intended use on this project only subject to payment for the design having been received. Use for any other purpose, whether or not the design and/or documents have been paid for constitutes an infringement of copyright, and all rights are reserved.

All dimensions must be verified on site before the works commence. Refer any discrepancies to the Engineer. Copyright reserved

REVISIONS

| NO. | DATE | CHECKED | DONE BY | DESCRIPTION |
|-----|----------|---------|---------|----------------------------|
| A | 09/09/15 | LL | BvS | ISSUED FOR INTERNAL REVIEW |
| B | 14/09/15 | LL | BvS | ISSUED FOR DETAIL DESIGN |
| C | 29/09/15 | LL | BvS | ISSUED FOR SQUAD CHECK |
| D | 06/10/15 | LL | BvS | ISSUED FOR CLIENT REVIEW |
| E | 02/11/15 | LL | BvS | ISSUED FOR CLIENT APPROVAL |
| O | 03/12/15 | LL | BvS | ISSUED FOR CONSTRUCTION |



WorleyParsons

resources & energy

39 MELROSE BOULEVARD, MELROSE ARCH, JOHANNESBURG
P.O. Box 61232, MARSHALLTOWN, 2107
TEL: +27 (0)11 218 3000
FAX: +27(0)11 218 3100
www.worleyparsons.com
WorleyParsons RSA (Pty) Ltd.

| | NAME | SIGNATURE | DATE |
|----------------------|---------------------|-----------|------------|
| DRAWN BY: | B v SCHOOR | | 03/12/2015 |
| CHECKED: | LH LOUW | | 03/12/2015 |
| DESIGNER: | B v SCHOOR | | 03/12/2015 |
| PR ENG: | LH LOUW 20090253 | | 03/12/2015 |
| PROJECT ENG MANAGER: | L PADAYACHEE | | 03/12/2015 |
| LOCAL PR ENG: | | | |
| CLIENT: | | | |

CLIENT



PROJECT
AMA 1
RESETTLEMENT
VILLAGE

DRAWING DESCRIPTION
STAFF HOUSES:
POLICE:
WATER AND SANITATION
LAYOUT
SHEET 1 OF 2

SCALE
NOT TO SCALE
ORIGINAL DWG SIZE A1

DATE
DECEMBER 2015

DRAWING NUMBER

C00290-00-WW-DRD-0033-001

REV NO

0

ANADARKO DRAWING NUMBER

EA-MZ-CI0100-WOR-E05-01131-01

INSPECTION EYE
REFER TO DRAWING NO.
EA-MZ-CI0100-WOR-E05-01131-02

SOAK AWAY
REFER TO DRAWING NO.
EA-MZ-CI0100-WOR-E05-01131-02

110mm ND SOLID WALL SEWER PIPE
SLOPE = 1:150

SQUARE JUNCTION

REDUCING JUNCTION

110mm ND SOLID WALL SEWER PIPE
SLOPE = 1:60

SEPTIC TANK
RREFER TO DRAWING NO.
EA-MZ-CI0100-WOR-E05-01131-02

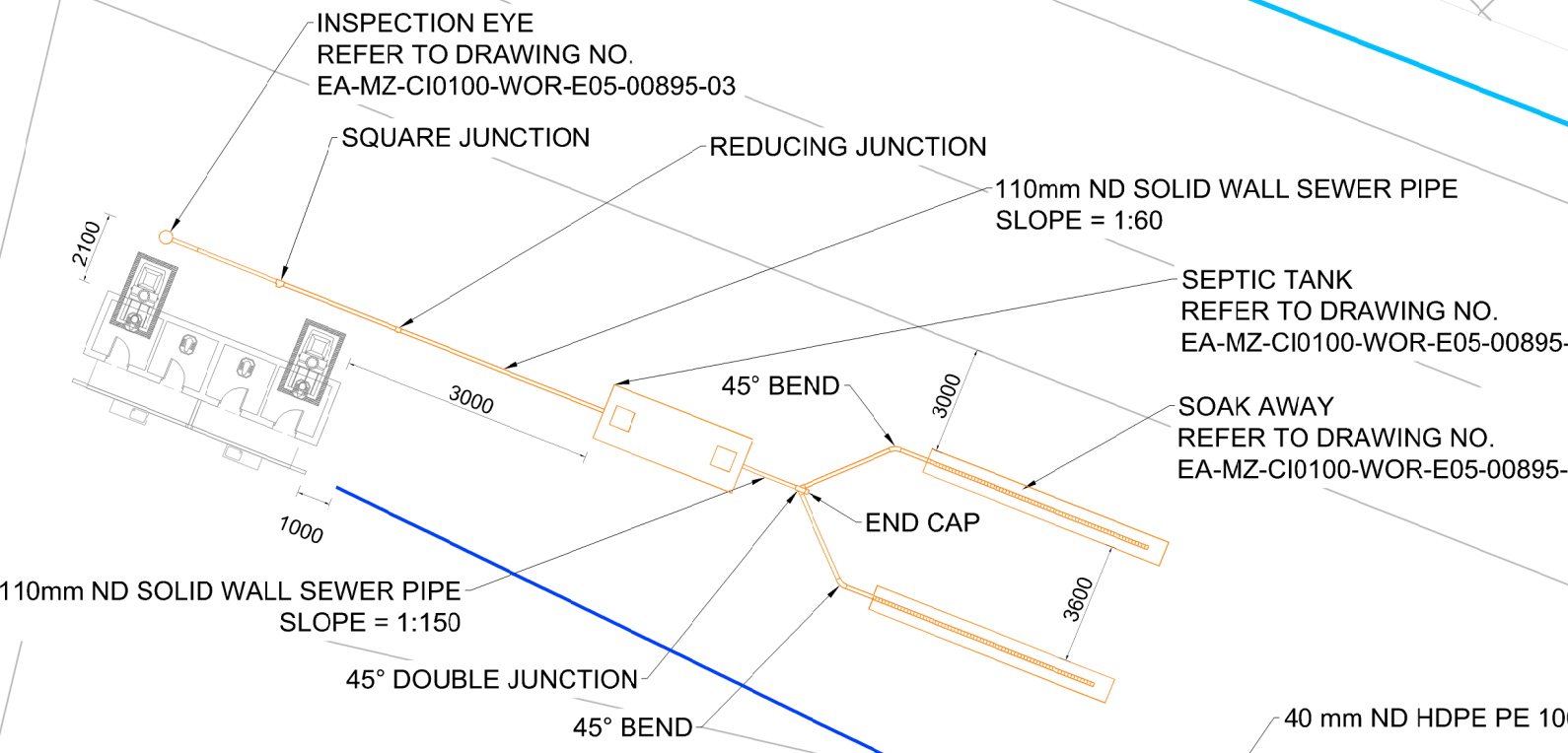

INSPECTION EYE
REFER TO DRAWING NO.
EA-MZ-CI0100-WOR-E05-01131-02

20mm ND HDPE PE 100 PIPE


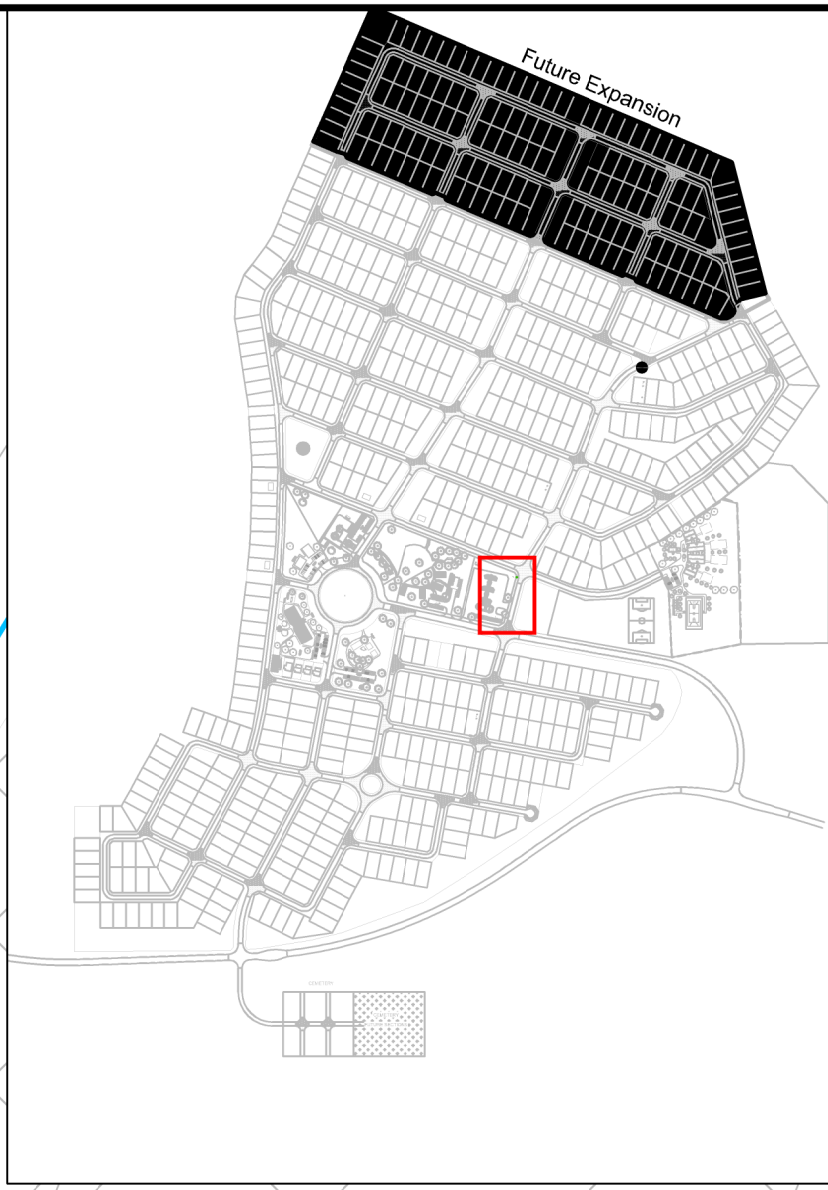
STAND PIPE
REFER TO DRAWING NO.
EA-MZ-CI0000-WOR-E05-00047-01

90/63mm ND HDPE PE 100
PN10 WATER PIPELINE

FOR SINGLE HOUSE CONNECTION
REFER TO DRAWING NO.
EA-MZ-CI0000-WOR-E05-00033-02



| REFERENCES | |
|-------------------------------|--|
| ANADARKO DRAWING NO. | DRAWING DESCRIPTION |
| EA-MZ-CI0100-WOR-E05-00895-02 | COMMUNITY FACILITIES: BUS STOP: DETAILS OF TOILET FACILITIES SHEET 2 OF 3 |
| EA-MZ-CI0100-WOR-E05-00895-03 | COMMUNITY FACILITIES: BUS STOP: DETAILS OF SEPTIC TANK INSTALLATION SHEET 3 OF 3 |
| EA-MZ-CI0000-WOR-E05-00033-02 | DETAILS OF CONNECTIONS SHEET 2 OF 3 |
| EA-MZ-CI0000-WOR-E05-00060-01 | DETAILS OF COMMUNITY WATER DRINKING FOUNTAIN INSTALLATION |
| EA-MZ-CI0000-WOR-E05-00047-01 | TYPICAL STAND PIPE DETAILS |
| EA-MZ-CI0000-WOR-E05-00066-01 | TYPICAL TRENCH DETAILS |
| EA-MZ-CI0100-WOR-E05-00108-01 | COMMUNITY FACILITIES: BUS STOP: TOILETS: INTERNAL RETICULATIONS |



- NOTES**
- ALL DIMENSIONS ARE IN MILLIMETRES UNLESS OTHERWISE STATED ON DRAWING.


- LEGEND**
- SEWER/WASTE WATER PIPES
 - SEPTIC TANK
 - SOAK AWAY
 - WATER PIPES
 - WATER FOUNTAIN
 - STAND PIPE
 - VALVE BOX



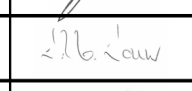


ISSUED FOR CONSTRUCTION

WorleyParsons RSA retains the copyright in all intellectual property, including designs and/or documents prepared in terms of this appointment for the project covered by the appointment. The client may use the designs and/or documents for the sole purpose of their intended use on this project only subject to payment for the design having been received. Use for any other purpose, whether or not the design and/or documents have been paid for constitutes an infringement of copyright, and all rights are reserved.

All dimensions must be verified on site before the works commence. Refer any discrepancies to the Engineer. Copyright reserved

| REVISIONS | | | | |
|-----------|----------|---------|---------|----------------------------|
| NO. | DATE | CHECKED | DONE BY | DESCRIPTION |
| A | 03/09/15 | LL | BvS | ISSUED FOR INTERNAL REVIEW |
| B | 11/09/15 | LL | BvS | ISSUED FOR DETAIL DESIGN |
| C | 30/09/15 | LL | BvS | ISSUED FOR SQUAD CHECK |
| D | 06/10/15 | LL | BvS | ISSUED FOR CLIENT REVIEW |
| E | 02/11/15 | LL | BvS | ISSUED FOR CLIENT APPROVAL |
| F | 03/12/15 | LL | BvS | ISSUED FOR CONSTRUCTION |

**WorleyParsons**
resources & energy
39 MELROSE BOULEVARD, MELROSE ARCH, JOHANNESBURG
P.O. Box 61232, MARSHALLTOWN, 2107
TEL: +27 (0)11 218 3000
FAX: +27(0)11 218 3100
www.worleyparsons.com
WorleyParsons RSA (Pty) Ltd.

| | NAME | SIGNATURE | DATE |
|----------------------|---------------------|---|------------|
| DRAWN BY: | B v SCHOOR |  | 03/12/2015 |
| CHECKED: | LH LOUW |  | 03/12/2015 |
| DESIGNER: | B v SCHOOR |  | 03/12/2015 |
| PR ENG: | LH LOUW 20090253 |  | 03/12/2015 |
| PROJECT ENG MANAGER: | L PADAYACHEE |  | 03/12/2015 |
| LOCAL PR ENG: | | | |
| CLIENT: | | | |



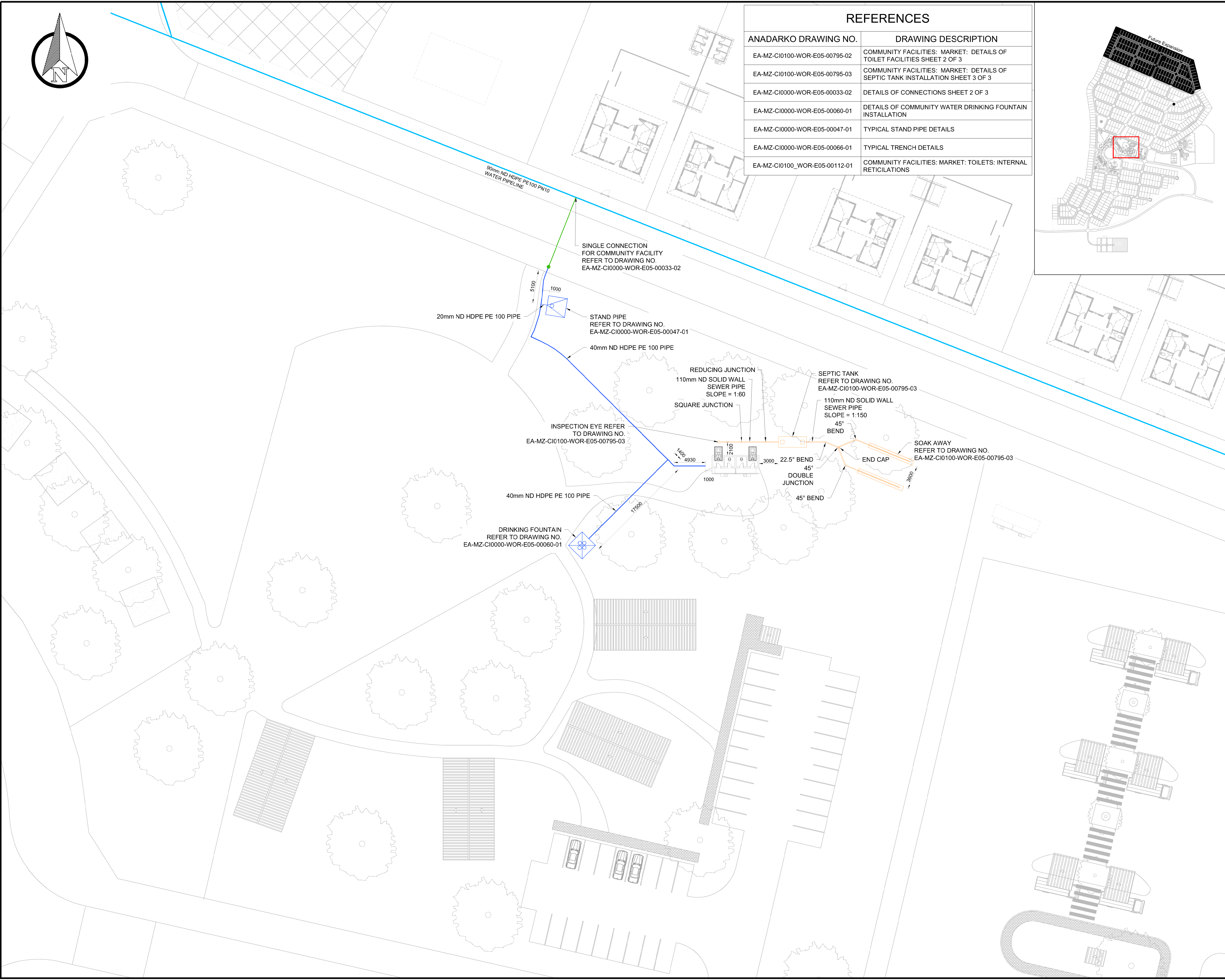

Moçambique Área 1, Lda

PROJECT
**AMA 1
RESETTLEMENT
VILLAGE**


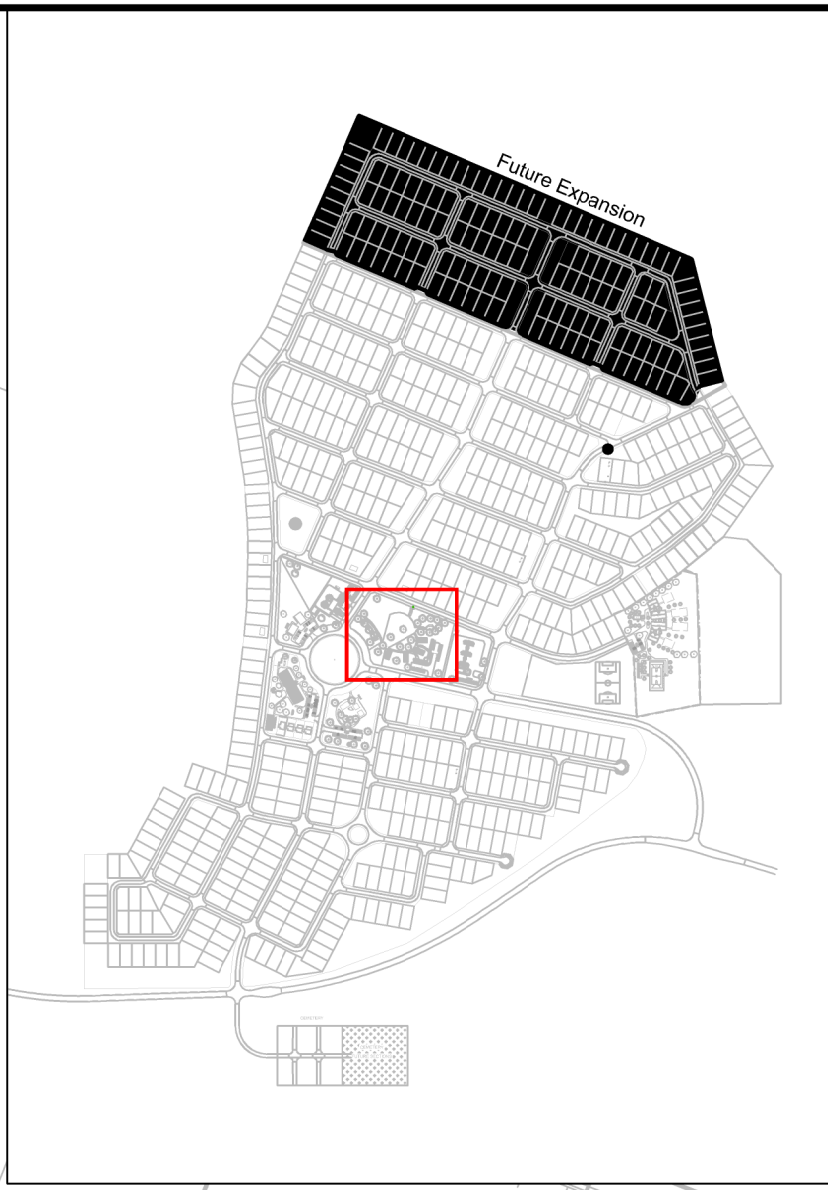
DRAWING DESCRIPTION
**COMMUNITY FACILITIES:
BUS STOP:
WATER AND SANITATION
LAYOUT**

SHEET 1 OF 3

| | |
|---|------------------------------|
| SCALE NOT TO SCALE ORIGINAL DWG SIZE A1 | DATE DECEMBER 2015 |
| DRAWING NUMBER C00290-00-WW-DRD-0025-001 | REV NO 0 |
| ANADARKO DRAWING NUMBER EA-MZ-CI0100-WOR-E05-00895-01 | |



| REFERENCES | |
|-------------------------------|--|
| ANADARKO DRAWING NO. | DRAWING DESCRIPTION |
| EA-MZ-CI0100-WOR-E05-00795-02 | COMMUNITY FACILITIES: MARKET: DETAILS OF TOILET FACILITIES SHEET 2 OF 3 |
| EA-MZ-CI0100-WOR-E05-00795-03 | COMMUNITY FACILITIES: MARKET: DETAILS OF SEPTIC TANK INSTALLATION SHEET 3 OF 3 |
| EA-MZ-CI0000-WOR-E05-00033-02 | DETAILS OF CONNECTIONS SHEET 2 OF 3 |
| EA-MZ-CI0000-WOR-E05-00060-01 | DETAILS OF COMMUNITY WATER DRINKING FOUNTAIN INSTALLATION |
| EA-MZ-CI0000-WOR-E05-00047-01 | TYPICAL STAND PIPE DETAILS |
| EA-MZ-CI0000-WOR-E05-00066-01 | TYPICAL TRENCH DETAILS |
| EA-MZ-CI0100_WOR-E05-00112-01 | COMMUNITY FACILITIES: MARKET: TOILETS: INTERNAL RETICULATIONS |



NOTES

1. ALL DIMENSIONS ARE IN MILLIMETRES UNLESS OTHERWISE STATED ON DRAWING.

LEGEND

- SEWER/WASTE WATER PIPES
- SEPTIC TANK
- SOAK AWAY
- WATER PIPES
- WATER FOUNTAIN
- STAND PIPE
- VALVE BOX

ISSUED FOR CONSTRUCTION

WorleyParsons RSA retains the copyright in all intellectual property, including designs and/or documents prepared in terms of this appointment for the project covered by the appointment. The client may use the designs and/or documents for the sole purpose of their intended use on this project only subject to payment for the design having been received. Use for any other purpose, whether or not the design and/or documents have been paid for constitutes an infringement of copyright, and all rights are reserved.

All dimensions must be verified on site before the works commence. Refer any discrepancies to the Engineer. Copyright reserved

| REVISIONS | | | | |
|-----------|----------|---------|---------|----------------------------|
| NO. | DATE | CHECKED | DONE BY | DESCRIPTION |
| A | 09/09/15 | LL | BvS | ISSUED FOR INTERNAL REVIEW |
| B | 15/09/15 | LL | BvS | ISSUED FOR DETAIL DESIGN |
| C | 30/09/15 | LL | BvS | ISSUED FOR SQUAD CHECK |
| D | 06/10/15 | LL | BvS | ISSUED FOR CLIENT REVIEW |
| E | 02/11/15 | LL | BvS | ISSUED FOR CLIENT APPROVAL |
| 0 | 03/12/15 | LL | BvS | ISSUED FOR CONSTRUCTION |

WorleyParsons

resources & energy

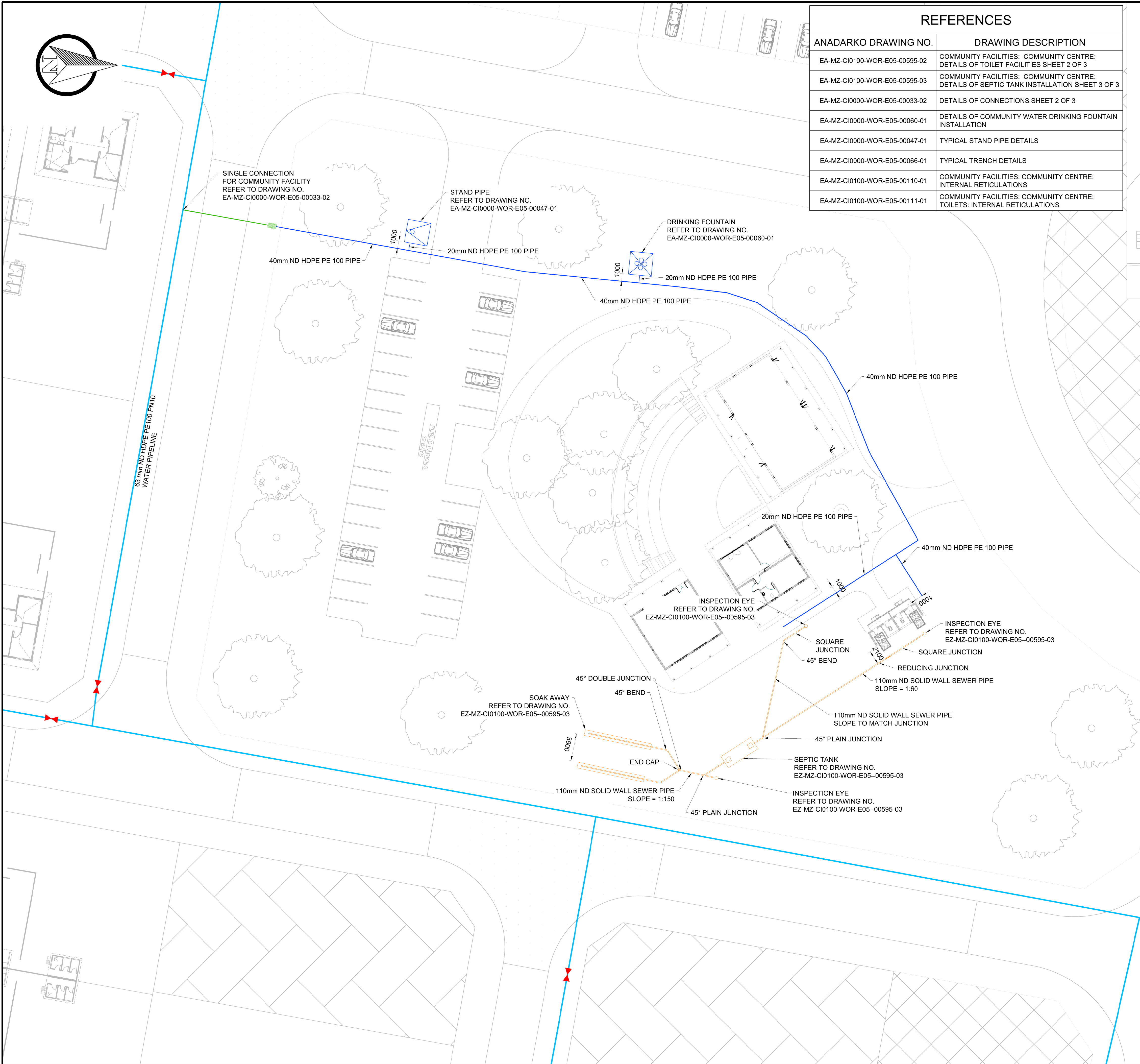
39 MELROSE BOULEVARD, MELROSE ARCH, JOHANNESBURG
P.O. Box 61232, MARSHALLTOWN, 2107
TEL: +27 (0)11 218 3000
FAX: +27(0)11 218 3100
www.worleyparsons.com
WorleyParsons RSA (Pty) Ltd.

| NAME | SIGNATURE | DATE |
|-----------------------------------|-----------|------------|
| DRAWN BY: B v SCHOOR | | 03/12/2015 |
| CHECKED: LH LOUW | | 03/12/2015 |
| DESIGNER: B v SCHOOR | | 03/12/2015 |
| PR ENG: LH LOUW 20090253 | | 03/12/2015 |
| PROJECT ENG MANAGER: L PADAYACHEE | | 03/12/2015 |
| LOCAL PR ENG: | | |
| CLIENT: | | |


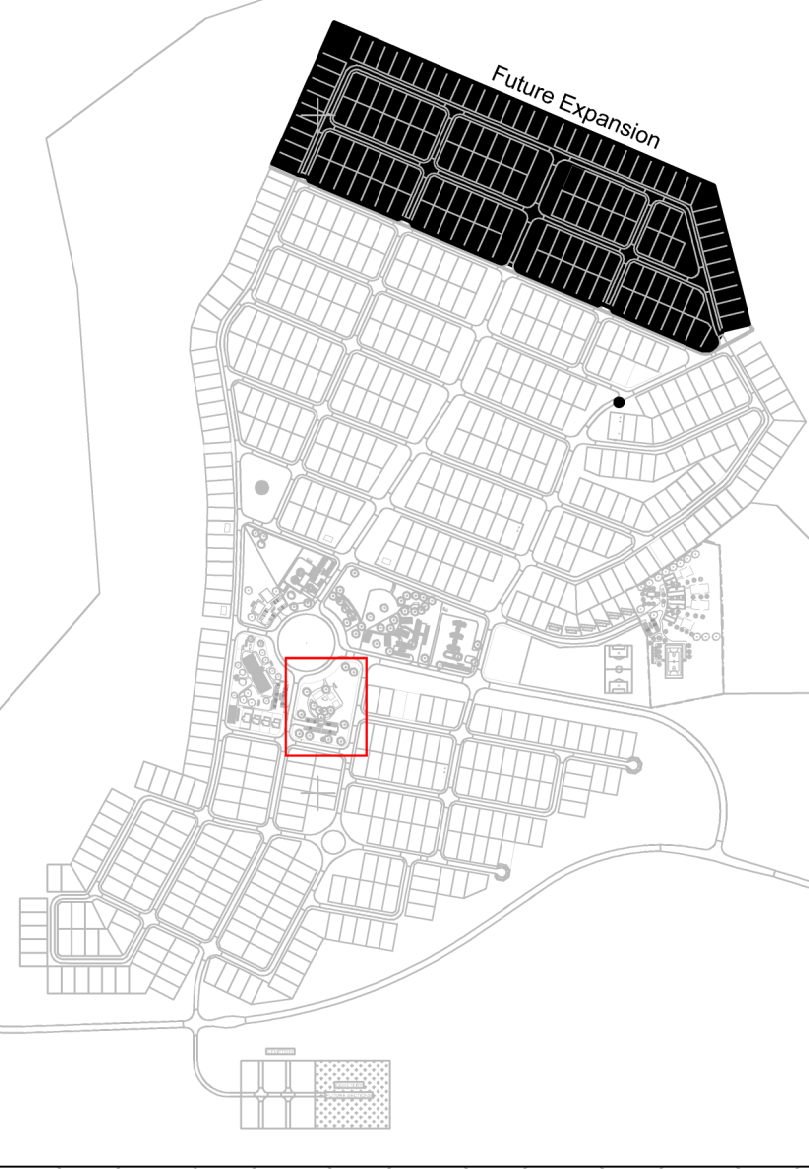
PROJECT
AMA 1
RESETTLEMENT
VILLAGE

DRAWING DESCRIPTION
COMMUNITY FACILITIES:
MARKET:
WATER AND SANITATION
LAYOUT
SHEET 1 OF 3

| | |
|--|-----------------------|
| SCALE NOT TO SCALE ORIGINAL DWG SIZE A1 | DATE DECEMBER 2015 |
| DRAWING NUMBER C00290-00-WW-DRD-0024-001 | REV NO 0 |
| ANADARKO DRAWING NUMBER EA-MZ-CI0100-WOR-E05-00795-01 | |



| REFERENCES | |
|-------------------------------|--|
| ANADARKO DRAWING NO. | DRAWING DESCRIPTION |
| EA-MZ-CI0100-WOR-E05-00595-02 | COMMUNITY FACILITIES: COMMUNITY CENTRE: DETAILS OF TOILET FACILITIES SHEET 2 OF 3 |
| EA-MZ-CI0100-WOR-E05-00595-03 | COMMUNITY FACILITIES: COMMUNITY CENTRE: DETAILS OF SEPTIC TANK INSTALLATION SHEET 3 OF 3 |
| EA-MZ-CI0000-WOR-E05-00033-02 | DETAILS OF CONNECTIONS SHEET 2 OF 3 |
| EA-MZ-CI0000-WOR-E05-00060-01 | DETAILS OF COMMUNITY WATER DRINKING FOUNTAIN INSTALLATION |
| EA-MZ-CI0000-WOR-E05-00047-01 | TYPICAL STAND PIPE DETAILS |
| EA-MZ-CI0000-WOR-E05-00066-01 | TYPICAL TRENCH DETAILS |
| EA-MZ-CI0100-WOR-E05-00110-01 | COMMUNITY FACILITIES: COMMUNITY CENTRE: INTERNAL RETICULATIONS |
| EA-MZ-CI0100-WOR-E05-00111-01 | COMMUNITY FACILITIES: COMMUNITY CENTRE: TOILETS: INTERNAL RETICULATIONS |



NOTES

1. ALL DIMENSIONS ARE IN MILLIMETRES UNLESS OTHERWISE STATED ON DRAWING.

LEGEND

- SEWER/WASTE WATER PIPES
- SEPTIC TANK
- SOAK AWAY
- WATER PIPES
- WATER FOUNTAIN
- STAND PIPE

ISSUED FOR CONSTRUCTION

WorleyParsons RSA retains the copyright in all intellectual property, including designs and/or documents prepared in terms of this appointment for the project covered by the appointment. The client may use the designs and/or documents for the sole purpose of their intended use on this project only subject to payment for the design having been received. Use for any other purpose, whether or not the design and/or documents have been paid for constitutes an infringement of copyright, and all rights are reserved.

All dimensions must be verified on site before the works commence. Refer any discrepancies to the Engineer. Copyright reserved

REVISIONS

| NO. | DATE | CHECKED | DONE BY | DESCRIPTION |
|-----|----------|---------|---------|----------------------------|
| A | 08/09/15 | LL | BvS | ISSUED FOR INTERNAL REVIEW |
| B | 11/09/15 | LL | BvS | ISSUED FOR DETAIL DESIGN |
| C | 29/09/15 | LL | BvS | ISSUED FOR SQUAD CHECK |
| D | 06/10/15 | LL | BvS | ISSUED FOR CLIENT REVIEW |
| E | 02/11/15 | LL | BvS | ISSUED FOR CLIENT APPROVAL |
| O | 03/12/15 | LL | BvS | ISSUED FOR CONSTRUCTION |



WorleyParsons

resources & energy

39 MELROSE BOULEVARD, MELROSE ARCH, JOHANNESBURG
P.O. Box 61232, MARSHALLTOWN, 2107
TEL: +27 (0)11 218 3000
FAX: +27(0)11 218 3100
www.worleyparsons.com
WorleyParsons RSA (Pty) Ltd.

| | NAME | SIGNATURE | DATE |
|----------------------|---------------------|-----------|------------|
| DRAWN BY: | B v SCHOOR | | 03/12/2015 |
| CHECKED: | LH LOUW | | 03/12/2015 |
| DESIGNER: | B v SCHOOR | | 03/12/2015 |
| PR ENG: | LH LOUW 20090253 | | 03/12/2015 |
| PROJECT ENG MANAGER: | L PADAYACHEE | | 03/12/2015 |
| LOCAL PR ENG: | | | |
| CLIENT: | | | |

CLIENT



PROJECT
**AMA 1
RESETTLEMENT
VILLAGE**
DRAWING DESCRIPTION
**COMMUNITY FACILITIES:
COMMUNITY CENTRE:
WATER AND SANITATION
LAYOUT**
SHEET 1 OF 3


SCALE
NOT TO SCALE
ORIGINAL DWG SIZE A1

DATE
DECEMBER 2015

DRAWING NUMBER
C00290-00-WW-DRD-0020-001

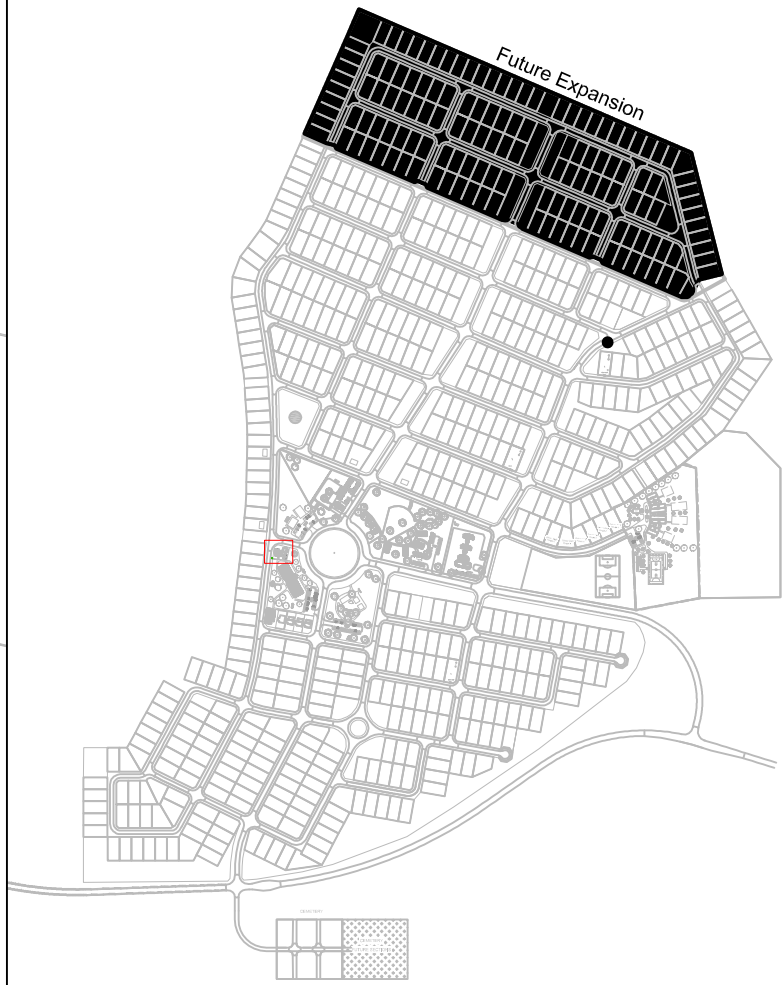
REV NO
0

ANADARKO DRAWING NUMBER
EA-MZ-CI0100-WOR-E05-00595-01



REFERENCES

| ANADARKO DRAWING NO. | DRAWING DESCRIPTION |
|-------------------------------|--|
| EA-MZ-CI0100-WOR-E05-00497-02 | EXPECTING MOTHER'S HOUSE: DETAILS OF TOILET FACILITIES SHEET 2 OF 3 |
| EA-MZ-CI0100-WOR-E05-00497-03 | EXPECTING MOTHER'S HOUSE: DETAILS OF SEPTIC TANK INSTALLATION SHEET 3 OF 3 |
| EA-MZ-CI0000-WOR-E05-00033-02 | DETAILS OF CONNECTIONS SHEET 2 OF 3 |
| EA-MZ-CI0000-WOR-E05-00047-01 | TYPICAL STAND PIPE DETAILS |
| EA-MZ-CI0000-WOR-E05-00066-01 | TYPICAL TRENCH DETAILS |
| EA-MZ-CI0100-WOR-E05-00118-01 | EXPECTING MOTHER'S HOUSE: TOILETS: INTERNAL RETICULATIONS |
| EA-MZ-CI0100-WOR-E05-00119-01 | EXPECTING MOTHER'S HOUSE: INTERNAL RETICULATIONS |



NOTES

1. ALL DIMENSIONS ARE IN MILLIMETRES UNLESS OTHERWISE STATED ON DRAWING.

LEGEND

- SEWER/WASTE WATER PIPES
- SEPTIC TANK
- SOAK AWAY
- WATER PIPES
- WATER FOUNTAIN
- STAND PIPE
- WATER METER BOX

ISSUED FOR CONSTRUCTION

WorleyParsons RSA retains the copyright in all intellectual property, including designs and/or documents prepared in terms of this appointment for the project covered by the appointment. The client may use the designs and/or documents for the sole purpose of their intended use on this project only subject to payment for the design having been received. Use for any other purpose, whether or not the design and/or documents have been paid for constitutes an infringement of copyright, and all rights are reserved.

All dimensions must be verified on site before the works commence. Refer any discrepancies to the Engineer. Copyright reserved

REVISIONS

| NO. | DATE | CHECKED | DONE BY | DESCRIPTION |
|-----|----------|---------|---------|----------------------------|
| A | 09/09/15 | LL | BvS | ISSUED FOR INTERNAL REVIEW |
| B | 15/09/15 | LL | BvS | ISSUED FOR DETAIL DESIGN |
| C | 30/09/15 | LL | BvS | ISSUED FOR SQUAD CHECK |
| D | 06/10/15 | LL | BvS | ISSUED FOR CLIENT REVIEW |
| E | 06/11/15 | LL | BvS | ISSUED FOR CLIENT APPROVAL |
| O | 03/12/15 | LL | BvS | ISSUED FOR CONSTRUCTION |



WorleyParsons

resources & energy

39 MELROSE BOULEVARD, MELROSE ARCH, JOHANNESBURG
P.O. Box 61232, MARSHALLTOWN, 2107
TEL: +27 (0)11 218 3000
FAX: +27(0)11 218 3100
www.worleyparsons.com
WorleyParsons RSA (Pty) Ltd.

| | NAME | SIGNATURE | DATE |
|----------------------|---------------------|-----------|------------|
| DRAWN BY: | B v SCHOOR | | 03/12/2015 |
| CHECKED: | LH LOUW | | 03/12/2015 |
| DESIGNER: | B v SCHOOR | | 03/12/2015 |
| PR ENG: | LH LOUW 20090253 | | 03/12/2015 |
| PROJECT ENG MANAGER: | L PADAYACHEE | | 03/12/2015 |
| LOCAL PR ENG: | | | |
| CLIENT: | | | |

CLIENT




PROJECT
**AMA 1
RESETTLEMENT
VILLAGE**

DRAWING DESCRIPTION
**EXPECTING MOTHER'S
HOUSE:
WATER AND SANITATION
LAYOUT
SHEET 1 OF 3**

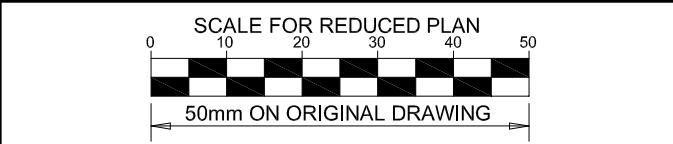
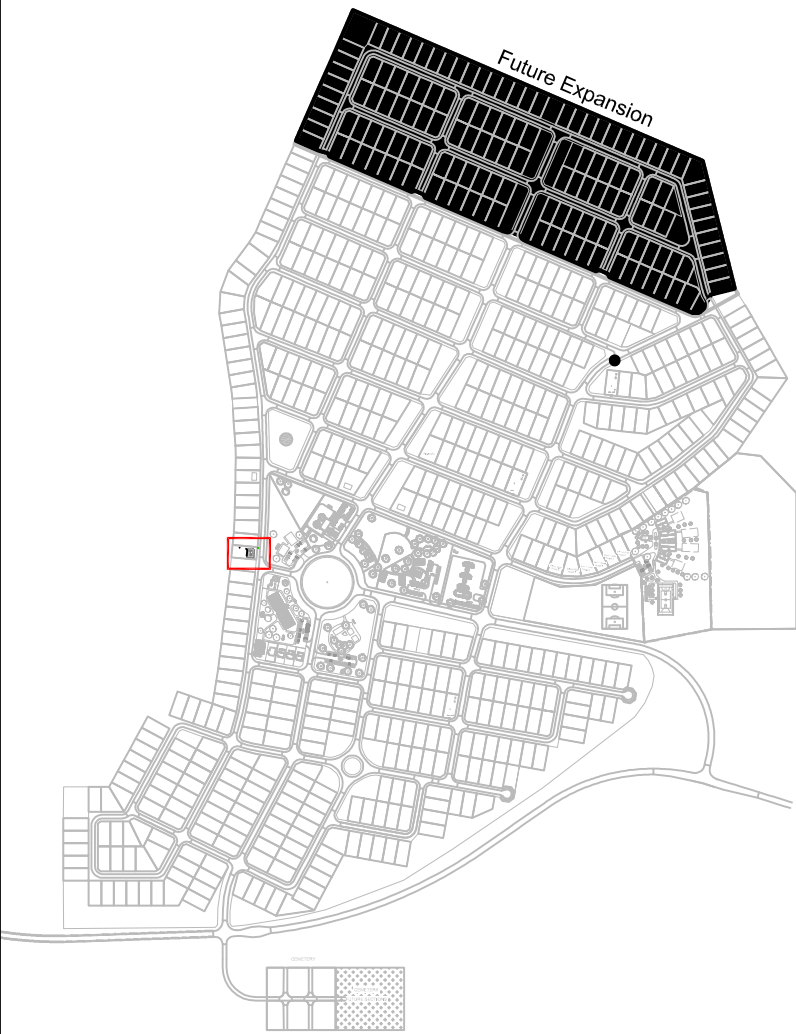
| | |
|--|------------------------------|
| SCALE NOT TO SCALE ORIGINAL DWG SIZE A1 | DATE DECEMBER 2015 |
|--|------------------------------|

| | |
|--|--------------------|
| DRAWING NUMBER C00290-00-WW-DRD-0036-001 | REV NO 0 |
|--|--------------------|

ANADARKO DRAWING NUMBER
EA-MZ-CI0100-WOR-E05-00497-01



| REFERENCES | |
|-------------------------------|---|
| ANADARKO DRAWING NO. | DRAWING DESCRIPTION |
| EA-MZ-CI0100-WOR-E05-00496-02 | STAFF HOUSES: LOCAL ADMINISTRATOR: DETAILS OF SEPTIC TANK INSTALLATION SHEET 2 OF 2 |
| EA-MZ-CI0000-WOR-E05-00033-02 | DETAILS OF CONNECTIONS SHEET 2 OF 3 |
| EA-MZ-CI0000-WOR-E05-00033-03 | DETAILS OF CONNECTIONS SHEET 3 OF 3 |
| EA-MZ-CI0000-WOR-E05-00047-01 | TYPICAL STAND PIPE DETAILS |
| EA-MZ-CI0000-WOR-E05-00066-01 | TYPICAL TRENCH DETAILS |
| EA-MZ-CI0100-WOR-E05-00122-01 | STAFF HOUSES: LOCAL ADMINISTRATOR: INTERNAL RETICULATIONS |



- NOTES**
- ALL DIMENSIONS ARE IN MILLIMETRES UNLESS OTHERWISE STATED ON DRAWING.

| LEGEND | |
|--------|-------------------------|
| | SEWER/WASTE WATER PIPES |
| | SEPTIC TANK |
| | SOAK AWAY |
| | WATER PIPES |
| | WATER FOUNTAIN |
| | STAND PIPE |

ISSUED FOR CONSTRUCTION

WorleyParsons RSA retains the copyright in all intellectual property, including designs and/or documents prepared in terms of this appointment for the project covered by the appointment. The client may use the designs and/or documents for the sole purpose of their intended use on this project only subject to payment for the design having been received. Use for any other purpose, whether or not the design and/or documents have been paid for constitutes an infringement of copyright, and all rights are reserved.

All dimensions must be verified on site before the works commence. Refer any discrepancies to the Engineer. Copyright reserved

| REVISIONS | | | | |
|-----------|----------|---------|---------|----------------------------|
| NO. | DATE | CHECKED | DONE BY | DESCRIPTION |
| A | 09/09/15 | LL | BvS | ISSUED FOR INTERNAL REVIEW |
| B | 15/09/15 | LL | BvS | ISSUED FOR DETAIL DESIGN |
| C | 30/09/15 | LL | BvS | ISSUED FOR SQUAD CHECK |
| D | 06/10/15 | LL | BvS | ISSUED FOR CLIENT REVIEW |
| E | 03/11/15 | LL | BvS | ISSUED FOR CLIENT APPROVAL |
| O | 03/12/15 | LL | BvS | ISSUED FOR CONSTRUCTION |

WorleyParsons
resources & energy

39 MELROSE BOULEVARD, MELROSE ARCH, JOHANNESBURG
P.O. Box 61232, MARSHALLTOWN, 2107
TEL: +27 (0)11 218 3000
FAX: +27(0)11 218 3100
www.worleyparsons.com
WorleyParsons RSA (Pty) Ltd.

| NAME | SIGNATURE | DATE |
|-----------------------------------|-----------|------------|
| DRAWN BY: B v SCHOOR | | 03/12/2015 |
| CHECKED: LH LOUW | | 03/12/2015 |
| DESIGNER: B v SCHOOR | | 03/12/2015 |
| PR ENG: LH LOUW 20090253 | | 03/12/2015 |
| PROJECT ENG MANAGER: L PADAYACHEE | | 03/12/2015 |
| LOCAL PR ENG: | | |
| CLIENT: | | |

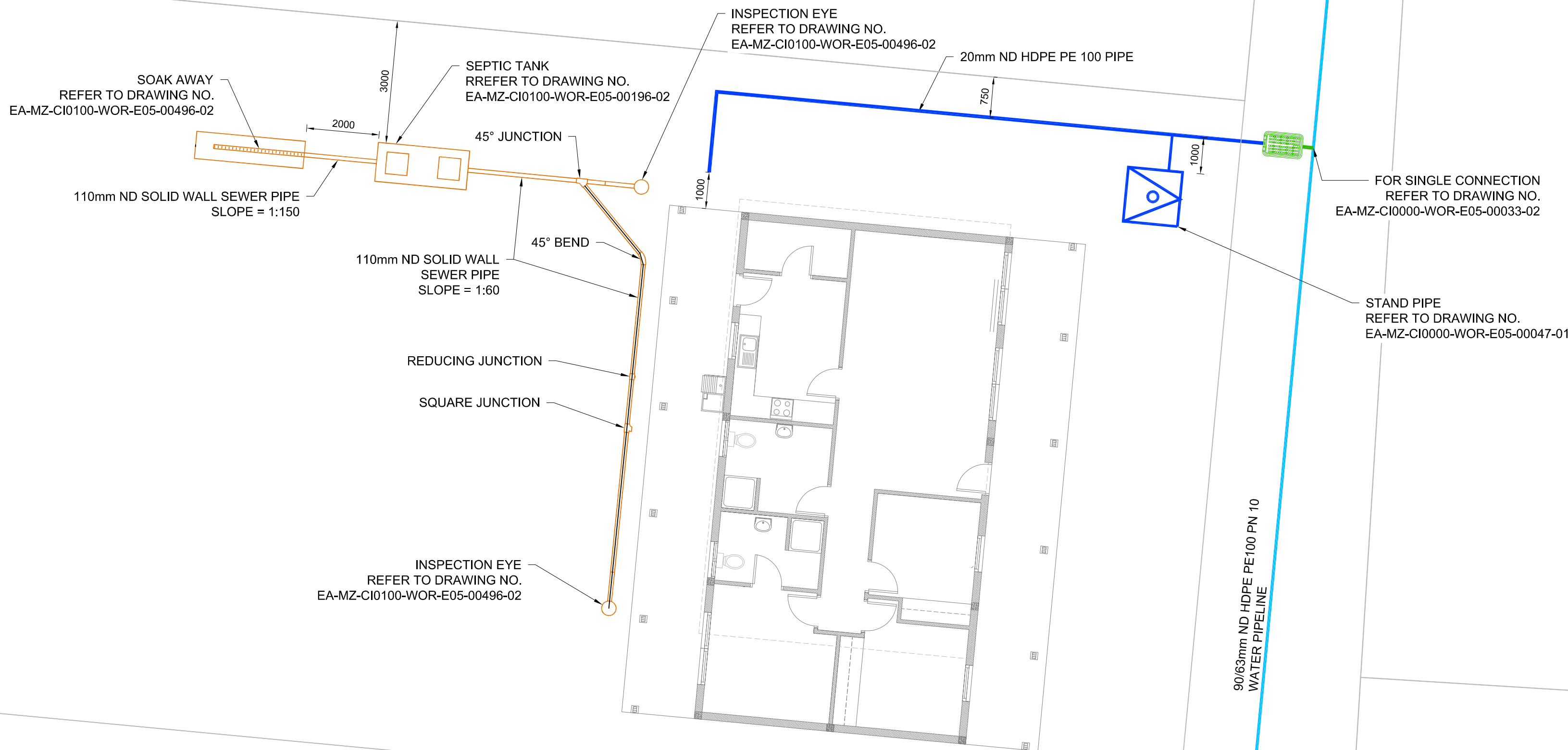


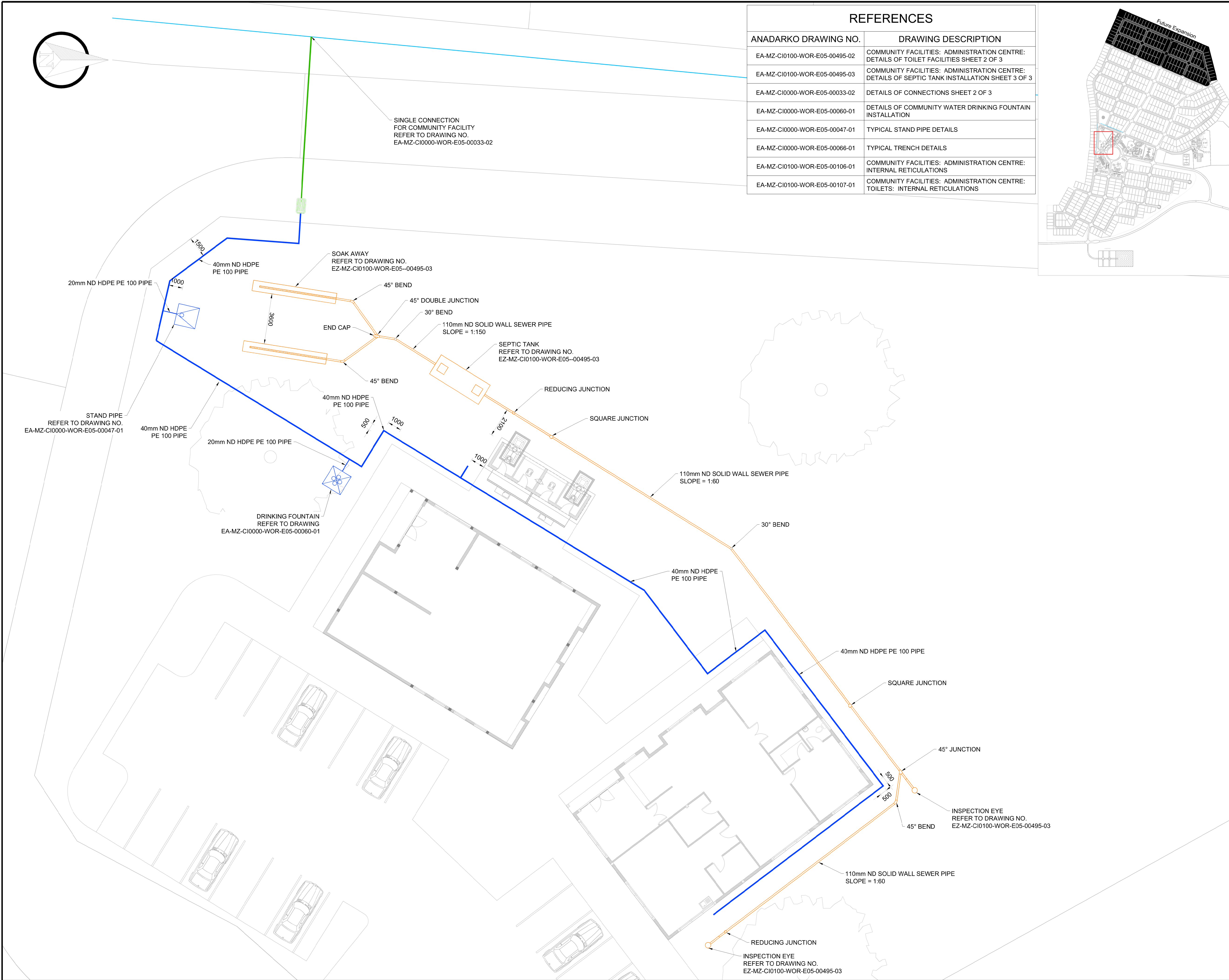
PROJECT
**AMA 1
RESETTLEMENT
VILLAGE**

DRAWING DESCRIPTION
**STAFF HOUSES:
LOCAL ADMINISTRATOR:
WATER AND SANITATION
LAYOUT**

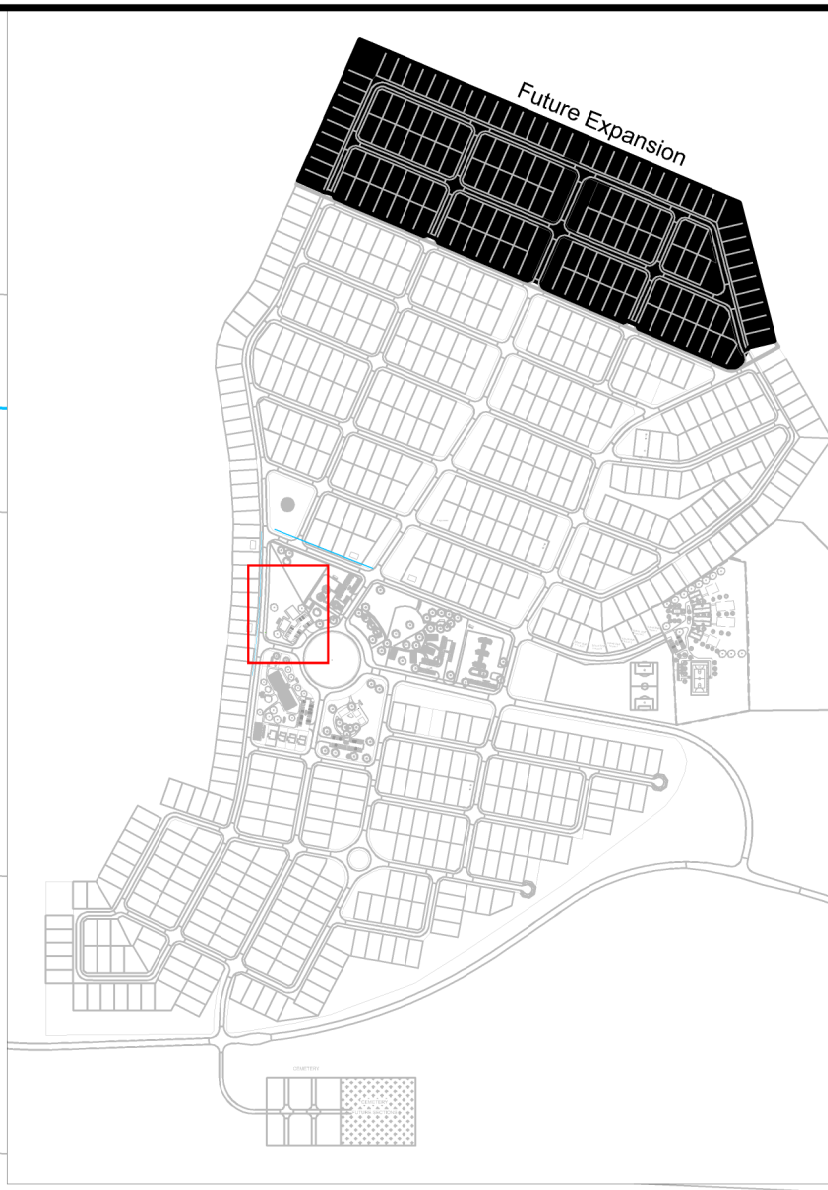
SHEET 1 OF 2

| | |
|--|-----------------------|
| SCALE NOT TO SCALE ORIGINAL DWG SIZE A1 | DATE DECEMBER 2015 |
| DRAWING NUMBER C00290-00-WW-DRD-0035-001 | REV NO 0 |
| ANADARKO DRAWING NUMBER EA-MZ-CI0100-WOR-E05-00496-01 | |





| REFERENCES | |
|-------------------------------|---|
| ANADARKO DRAWING NO. | DRAWING DESCRIPTION |
| EA-MZ-CI0100-WOR-E05-00495-02 | COMMUNITY FACILITIES: ADMINISTRATION CENTRE: DETAILS OF TOILET FACILITIES SHEET 2 OF 3 |
| EA-MZ-CI0100-WOR-E05-00495-03 | COMMUNITY FACILITIES: ADMINISTRATION CENTRE: DETAILS OF SEPTIC TANK INSTALLATION SHEET 3 OF 3 |
| EA-MZ-CI0000-WOR-E05-00033-02 | DETAILS OF CONNECTIONS SHEET 2 OF 3 |
| EA-MZ-CI0000-WOR-E05-00060-01 | DETAILS OF COMMUNITY WATER DRINKING FOUNTAIN INSTALLATION |
| EA-MZ-CI0000-WOR-E05-00047-01 | TYPICAL STAND PIPE DETAILS |
| EA-MZ-CI0000-WOR-E05-00066-01 | TYPICAL TRENCH DETAILS |
| EA-MZ-CI0100-WOR-E05-00106-01 | COMMUNITY FACILITIES: ADMINISTRATION CENTRE: INTERNAL RETICULATIONS |
| EA-MZ-CI0100-WOR-E05-00107-01 | COMMUNITY FACILITIES: ADMINISTRATION CENTRE: TOILETS: INTERNAL RETICULATIONS |



SCALE FOR REDUCED PLAN
0 10 20 30 40 50
50mm ON ORIGINAL DRAWING

NOTES
1. ALL DIMENSIONS ARE IN MILLIMETRES
UNLESS OTHERWISE STATED ON DRAWING.

LEGEND

SEWER/WASTE WATER PIPES

SEPTIC TANK

SOAK AWAY

WATER PIPES

WATER FOUNTAIN

STAND PIPE

WATER METER BOX

ISSUED FOR CONSTRUCTION

WorleyParsons RSA retains the copyright in all intellectual property, including designs and/or documents prepared in terms of this appointment for the project covered by the appointment. The client may use the designs and/or documents for the sole purpose of their intended use on this project only subject to payment for the design having been received. Use for any other purpose, whether or not the design and/or documents have been paid for constitutes an infringement of copyright, and all rights are reserved.

All dimensions must be verified on site before the works commence. Refer any discrepancies to the Engineer.

Copyright reserved

REVISIONS

| NO. | DATE | CHECKED | DONE BY | DESCRIPTION |
|-----|----------|---------|---------|----------------------------|
| A | 08/09/15 | LL | BvS | ISSUED FOR INTERNAL REVIEW |
| B | 11/09/15 | LL | BvS | ISSUED FOR DETAIL DESIGN |
| C | 29/09/15 | LL | BvS | ISSUED FOR SQUAD CHECK |
| D | 06/10/15 | LL | BvS | ISSUED FOR CLIENT REVIEW |
| E | 02/11/15 | LL | BvS | ISSUED FOR CLIENT APPROVAL |
| O | 03/12/15 | LL | BvS | ISSUED FOR CONSTRUCTION |

WorleyParsons

resources & energy

39 MELROSE BOULEVARD, MELROSE ARCH, JOHANNESBURG
P.O. Box 61232, MARSHALLTOWN, 2107
TEL: +27 (0)11 218 3000
FAX: +27(0)11 218 3100
www.worleyparsons.com
WorleyParsons RSA (Pty) Ltd.

| | NAME | SIGNATURE | DATE |
|----------------------|---------------------|-----------|------------|
| DRAWN BY: | B v SCHOOR | | 03/12/2015 |
| CHECKED: | LH LOUW | | 03/12/2015 |
| DESIGNER: | B v SCHOOR | | 03/12/2015 |
| PR ENG: | LH LOUW 20090253 | | 03/12/2015 |
| PROJECT ENG MANAGER: | L PADAYACHEE | | 03/12/2015 |
| LOCAL PR ENG: | | | |
| CLIENT: | | | |

MOZAMBIQUE

GAS DEVELOPMENT PROJECT

Anadarko

Moçambique Área 1, Lda

PROJECT
AMA 1
RESETTLEMENT
VILLAGE

DRAWING DESCRIPTION
COMMUNITY FACILITIES:
ADMINISTRATION CENTRE
WATER AND SANITATION
LAYOUT
SHEET 1 OF 3

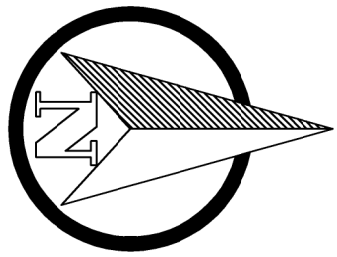
SCALE
NOT TO SCALE
ORIGINAL DWG SIZE A1

DATE
DECEMBER 2015

DRAWING NUMBER
C00290-00-WW-DRD-0021-001

REV NO
0

ANADARKO DRAWING NUMBER
EA-MZ-CI0100-WOR-E05-00495-01



INSPECTION EYE REFER TO DRAWING NO.
EA-MZ-CI100-WOR-E05-00395-03
REDUCING JUNCTION

45° PLAIN JUNCTION

0001

110mm ND SOLID WALL SEWER PIPE
SLOPE = 1:60

40mm ND HDPE PE 100 PIPE

INSPECTION EYE
REFER TO DRAWING NO.
EA-MZ-CI100-WOR-E05-00395-03

SQUARE JUNCTION

110mm ND SOLID WALL SEWER PIPE
SLOPE = 1:60

110mm ND SOLID WALL SEWER PIPE
SLOPE TO MATCH JUNCTION

INSPECTION EYE
REFER TO DRAWING NO.
EA-MZ-CI100-WOR-E05-00395-03

40mm ND HDPE PE 100 PIPE

STAND PIPE
REFER TO DRAWING NO.
EA-MZ-CI0000-WOR-E05-00047-01

40mm ND HDPE
PE 100 PIPE

20mm ND HDPE
PE 100 PIPE

INSPECTION EYE
REFER TO DRAWING NO.
EA-MZ-CI100-WOR-E05-00395-03

40mm ND HDPE PE 100 PIPE

DRINKING FOUNTAIN
REFER TO DRAWING NO.
EA-MZ-CI0000-WOR-E05-00060-01

PUBLIC PARKING
30 BAYS

2100

0001

1000

0002

45° BEND

110mm ND SOLID WALL SEWER PIPE
SLOPE = 1:150

REDUCING JUNCTION

SQUARE JUNCTION

SOAK AWAY
REFER TO DRAWING NO.
EA-MZ-CI100-WOR-E05-00395-03

INSPECTION EYE
REFER TO DRAWING NO.
EA-MZ-CI100-WOR-E05-00395-03


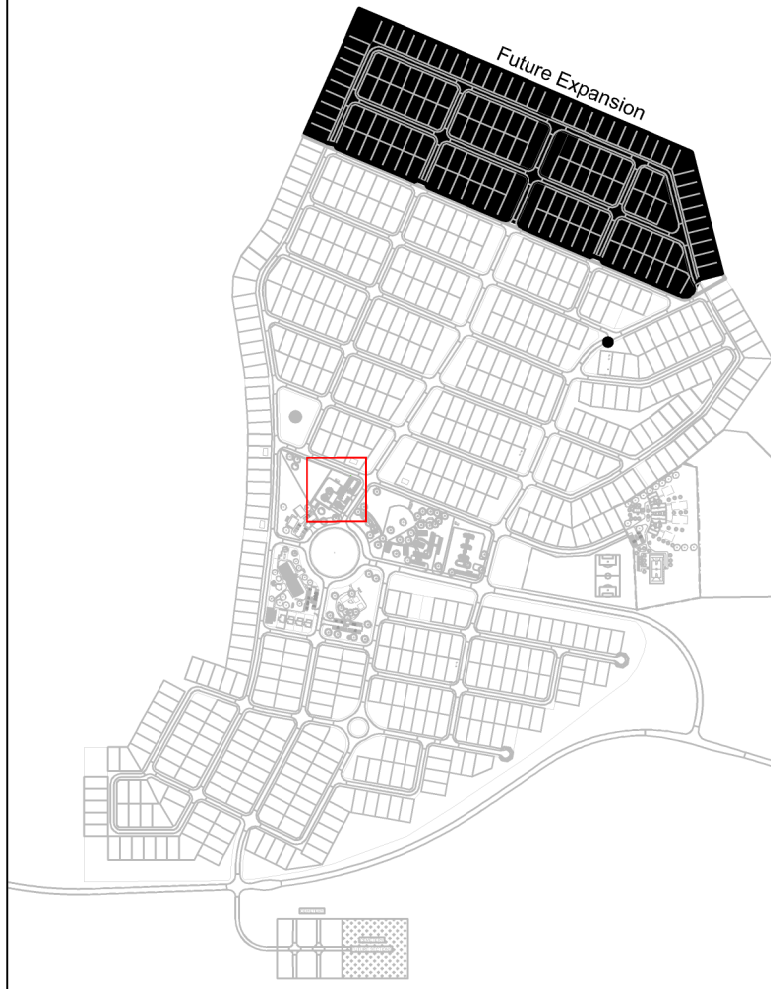
40mm ND HDPE PE 100 PIPE

SINGLE CONNECTION
FOR COMMUNITY FACILITY
REFER TO DRAWING NO.
EA-MZ-CI0000-WOR-E05-00033-02

80mm ND HDPE PE 100 PW10
WATER PIPELINE

REFERENCES

| ANADARKO DRAWING NO. | DRAWING DESCRIPTION |
|-------------------------------|--|
| EA-MZ-CI0100-WOR-E05-00395-02 | COMMUNITY FACILITIES: POLICE STATION: DETAILS OF TOILET FACILITIES SHEET 2 OF 3 |
| EA-MZ-CI0100-WOR-E05-00395-03 | COMMUNITY FACILITIES: POLICE STATION: DETAILS OF SEPTIC TANK INSTALLATION SHEET 3 OF 3 |
| EA-MZ-CI0000-WOR-E05-00033-02 | DETAILS OF CONNECTIONS SHEET 2 OF 3 |
| EA-MZ-CI0000-WOR-E05-00060-01 | DETAILS OF COMMUNITY WATER DRINKING FOUNTAIN INSTALLATION |
| EA-MZ-CI0000-WOR-E05-00047-01 | TYPICAL STAND PIPE DETAILS |
| EA-MZ-CI0000-WOR-E05-00066-01 | TYPICAL TRENCH DETAILS |
| EA-MZ-CI0000-WOR-E05-00114-01 | COMMUNITY FACILITIES: POLICE STATION: INTERNAL RETICULATIONS |
| EA-MZ-CI0100-WOR-E05-00115-01 | COMMUNITY FACILITIES: POLICE STATION: TOILETS: INTERNAL RETICULATIONS |



NOTES

- ALL DIMENSIONS ARE IN MILLIMETRES UNLESS OTHERWISE STATED ON DRAWING.

LEGEND

| | |
|--|-------------------------|
| | SEWER PIPES/WASTE WATER |
| | SEPTIC TANK |
| | SOAK AWAY |
| | WATER PIPES |
| | WATER FOUNTAIN |
| | STAND PIPE |
| | WATER METER BOX |

ISSUED FOR CONSTRUCTION

WorleyParsons RSA retains the copyright in all intellectual property, including designs and/or documents prepared in terms of this appointment for the project covered by the appointment. The client may use the designs and/or documents for the sole purpose of their intended use on this project only subject to payment for the design having been received. Use for any other purpose, whether or not the design and/or documents have been paid for constitutes an infringement of copyright, and all rights are reserved.

All dimensions must be verified on site before the works commence. Refer any discrepancies to the Engineer. Copyright reserved

REVISIONS

| NO. | DATE | CHECKED | DONE BY | DESCRIPTION |
|-----|----------|---------|---------|----------------------------|
| A | 09/09/15 | LL | BvS | ISSUED FOR INTERNAL REVIEW |
| B | 15/09/15 | LL | BvS | ISSUED FOR DETAIL DESIGN |
| C | 30/09/15 | LL | BvS | ISSUED FOR SQUAD CHECK |
| D | 06/10/15 | LL | BvS | ISSUED FOR CLIENT REVIEW |
| E | 02/11/15 | LL | BvS | ISSUED FOR CLIENT APPROVAL |
| 0 | 03/12/15 | LL | BvS | ISSUED FOR CONSTRUCTION |



WorleyParsons

resources & energy

39 MELROSE BOULEVARD, MELROSE ARCH, JOHANNESBURG
P.O. Box 61232, MARSHALLTOWN, 2107
TEL: +27 (0)11 218 3000
FAX: +27(0)11 218 3100
www.worleyparsons.com
WorleyParsons RSA (Pty) Ltd.

| | NAME | SIGNATURE | DATE |
|----------------------|---------------------|-----------|------------|
| DRAWN BY: | B v SCHOOR | | 03/12/2015 |
| CHECKED: | LH LOUW | | 03/12/2015 |
| DESIGNER: | B v SCHOOR | | 03/12/2015 |
| PR ENG: | LH LOUW 20090253 | | 03/12/2015 |
| PROJECT ENG MANAGER: | L PADAYACHEE | | 03/12/2015 |
| LOCAL PR ENG: | | | |
| CLIENT: | | | |

CLIENT




PROJECT
**AMA 1
RESETTLEMENT
VILLAGE**
DRAWING DESCRIPTION
**COMMUNITY FACILITIES:
POLICE STATION:
WATER AND SANITATION
LAYOUT**
SHEET 1 OF 3

| | |
|---|-----------------------|
| SCALE NOT TO SCALE ORIGINAL DWG SIZE A1 | DATE DECEMBER 2015 |
|---|-----------------------|

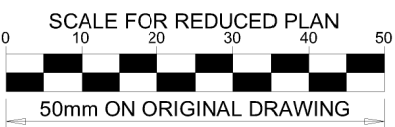
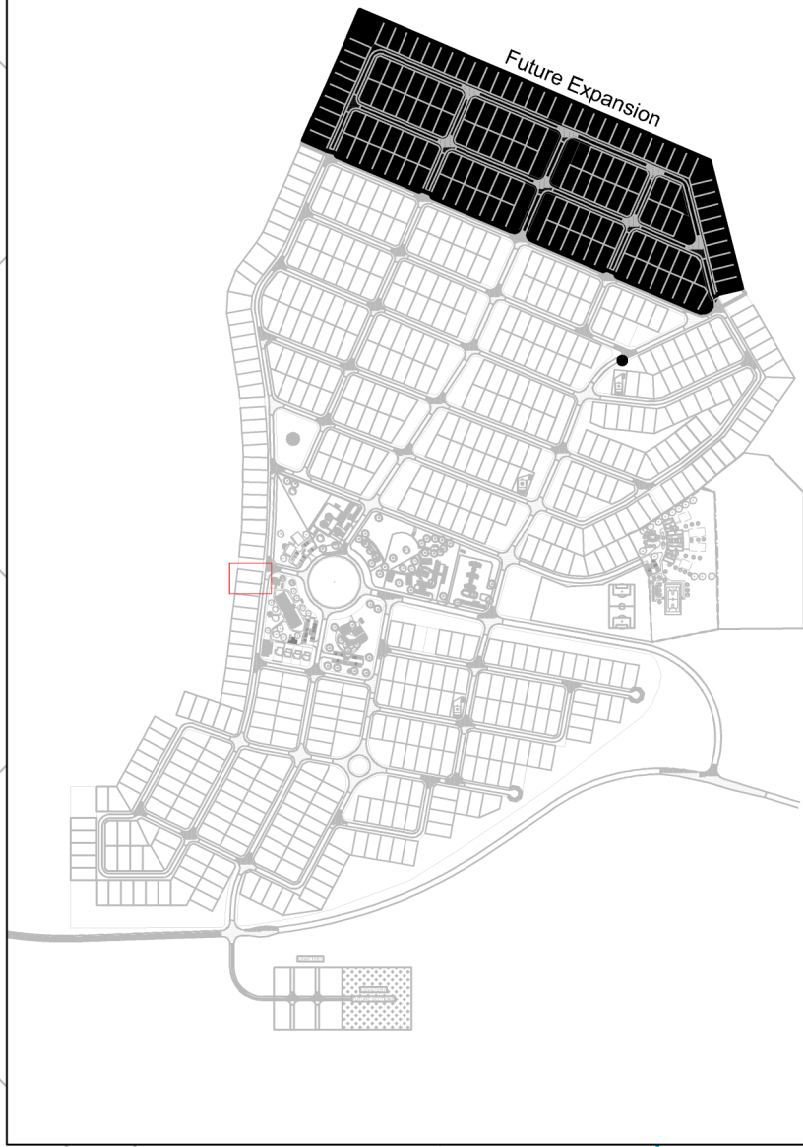
| | |
|---|-------------|
| DRAWING NUMBER C00290-00-WW-DRD-0022-001 | REV NO 0 |
|---|-------------|

ANADARKO DRAWING NUMBER
EA-MZ-CI0100-WOR-E05-00395-01



REFERENCES

| ANADARKO DRAWING NO. | DRAWING DESCRIPTION |
|-------------------------------|--|
| EA-MZ-CI0100-WOR-E05-00196-02 | STAFF HOUSES: CLINIC: DETAILS OF SEPTIC TANK INSTALLATION SHEET 2 OF 2 |
| EA-MZ-CI0000-WOR-E05-00033-02 | DETAILS OF CONNECTIONS SHEET 2 OF 3 |
| EA-MZ-CI0000-WOR-E05-00033-03 | DETAILS OF CONNECTIONS SHEET 3 OF 3 |
| EA-MZ-CI0000-WOR-E05-00047-01 | TYPICAL STAND PIPE DETAILS |
| EA-MZ-CI0000-WOR-E05-00066-01 | TYPICAL TRENCH DETAILS |
| EA-MZ-CI0100-WOR-E05-00121-02 | STAFF HOUSES: CLINIC: INTERNAL RETICULATIONS |



NOTES

1. ALL DIMENSIONS ARE IN MILLIMETRES UNLESS OTHERWISE STATED ON DRAWING.

LEGEND

- SEWER/WASTE WATER PIPES
- SEPTIC TANK
- SOAK AWAY
- WATER PIPES
- WATER FOUNTAIN
- STAND PIPE
- WATER METER BOX

ISSUED FOR CONSTRUCTION

WorleyParsons RSA retains the copyright in all intellectual property, including designs and/or documents prepared in terms of this appointment for the project covered by the appointment. The client may use the designs and/or documents for the sole purpose of their intended use on this project only subject to payment for the design having been received. Use for any other purpose, whether or not the design and/or documents have been paid for constitutes an infringement of copyright, and all rights are reserved.

All dimensions must be verified on site before the works commence. Refer any discrepancies to the Engineer. Copyright reserved

REVISIONS

| NO. | DATE | CHECKED BY | DONE BY | DESCRIPTION |
|-----|----------|------------|---------|----------------------------|
| A | 09/09/15 | LL | BvS | ISSUED FOR INTERNAL REVIEW |
| B | 15/09/15 | LL | BvS | ISSUED FOR DETAIL DESIGN |
| C | 29/09/15 | LL | BvS | ISSUED FOR SQUAD CHECK |
| D | 06/10/15 | LL | BvS | ISSUED FOR CLIENT REVIEW |
| E | 06/11/15 | LL | BvS | ISSUED FOR CLIENT APPROVAL |
| O | 03/12/15 | LL | BvS | ISSUED FOR CONSTRUCTION |



WorleyParsons

resources & energy

39 MELROSE BOULEVARD, MELROSE ARCH, JOHANNESBURG
P.O. Box 61232, MARSHALLTOWN, 2107
TEL: +27 (0)11 218 3000
FAX: +27(0)11 218 3100
www.worleyparsons.com
WorleyParsons RSA (Pty) Ltd.

| | NAME | SIGNATURE | DATE |
|-----------------------|---------------------|-----------|------------|
| DRAWN BY: | B v SCHOOR | | 03/12/2015 |
| CHECKED: | LH LOUW | | 03/12/2015 |
| DESIGNER: | B v SCHOOR | | 03/12/2015 |
| PR ENG: | LH LOUW 20090253 | | 03/12/2015 |
| PROJECT ENG. MANAGER: | L PADAYACHEE | | 03/12/2015 |
| LOCAL PR ENG: | | | |
| CLIENT: | | | |

CLIENT



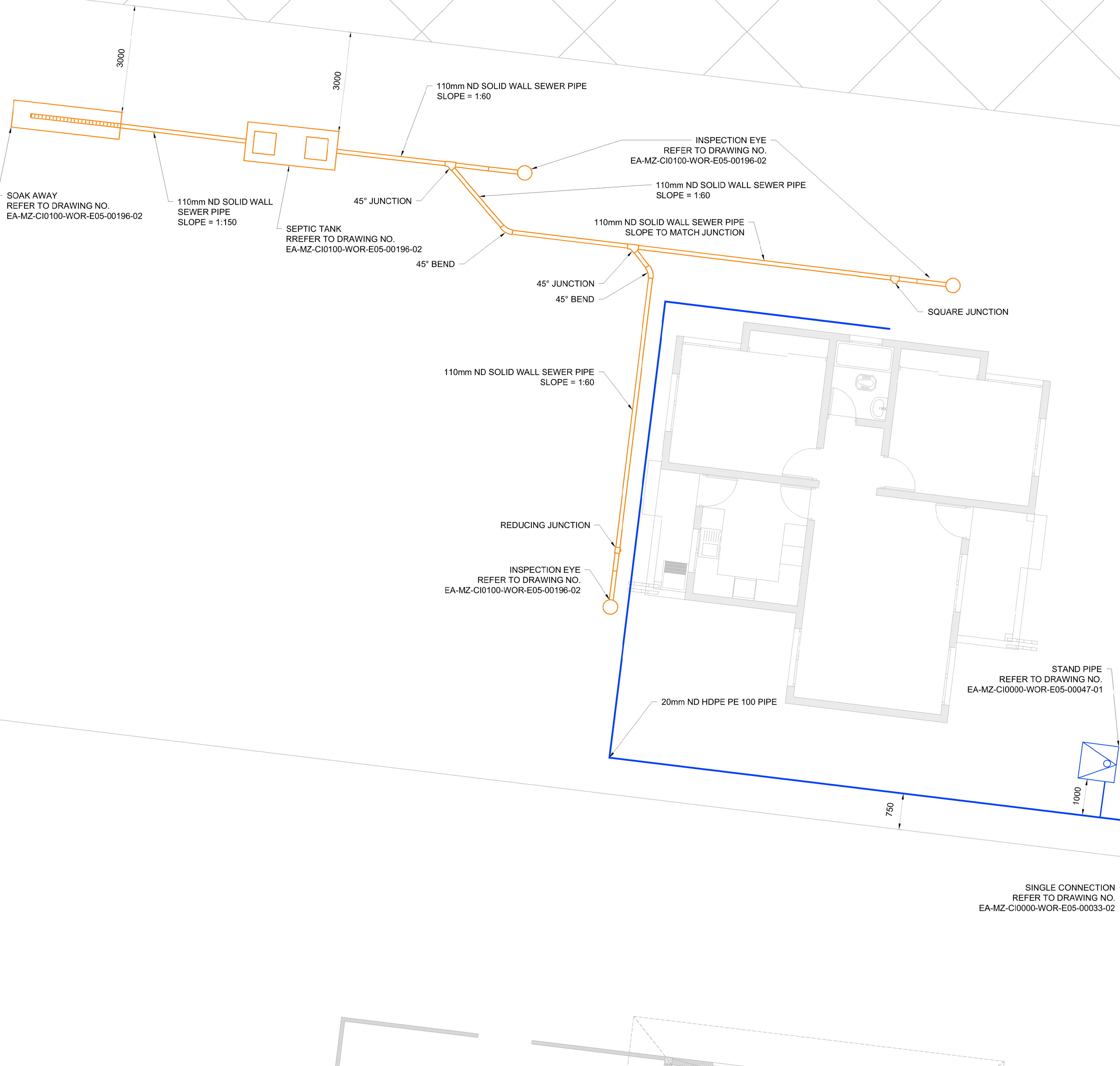
PROJECT
**AMA 1
RESETTLEMENT
VILLAGE**

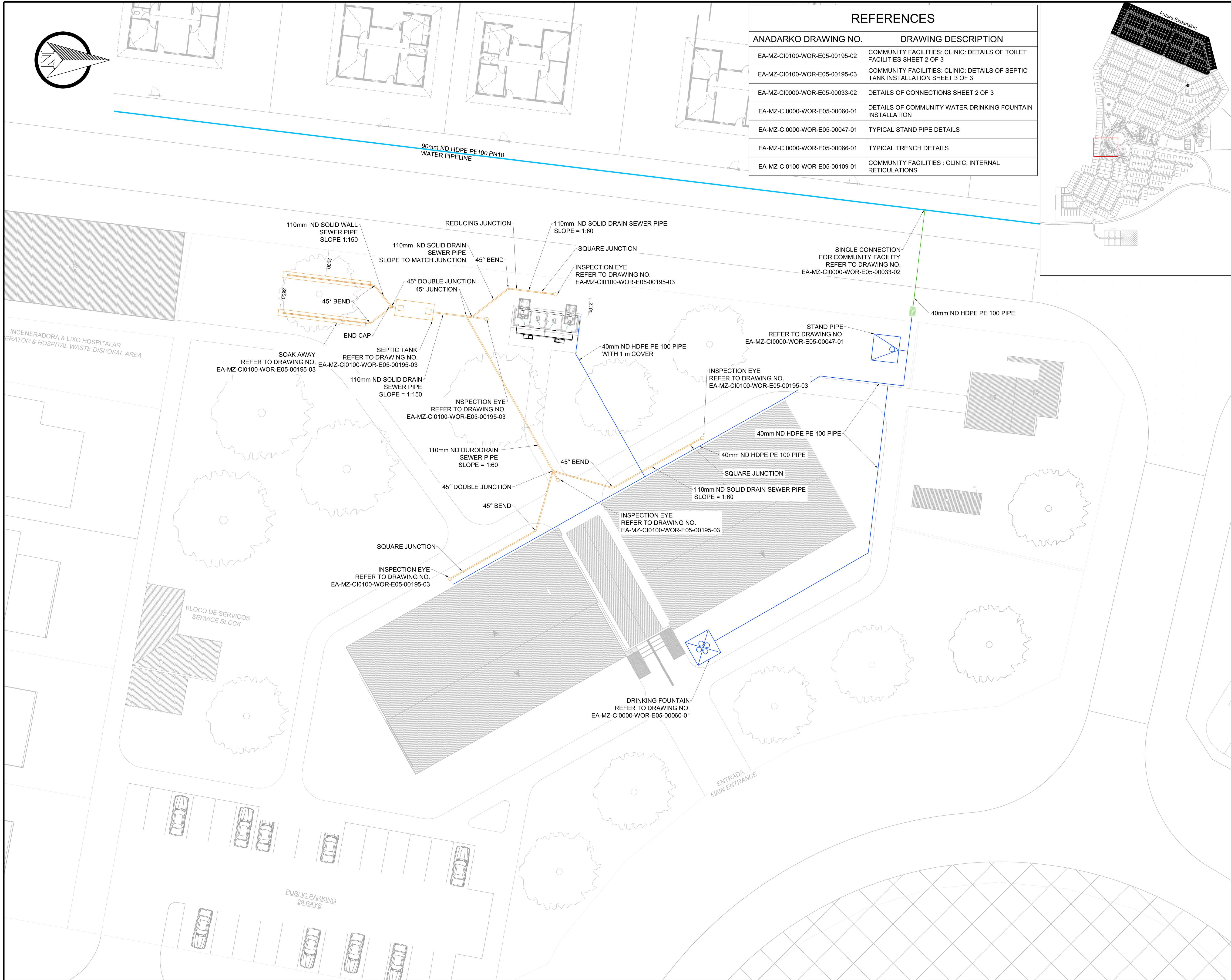
DRAWING DESCRIPTION
**STAFF HOUSES:
CLINIC:
WATER AND SANITATION
LAYOUT
SHEET 1 OF 2**

| | |
|--|------------------------------|
| SCALE NOT TO SCALE ORIGINAL DWG SIZE A1 | DATE DECEMBER 2015 |
|--|------------------------------|

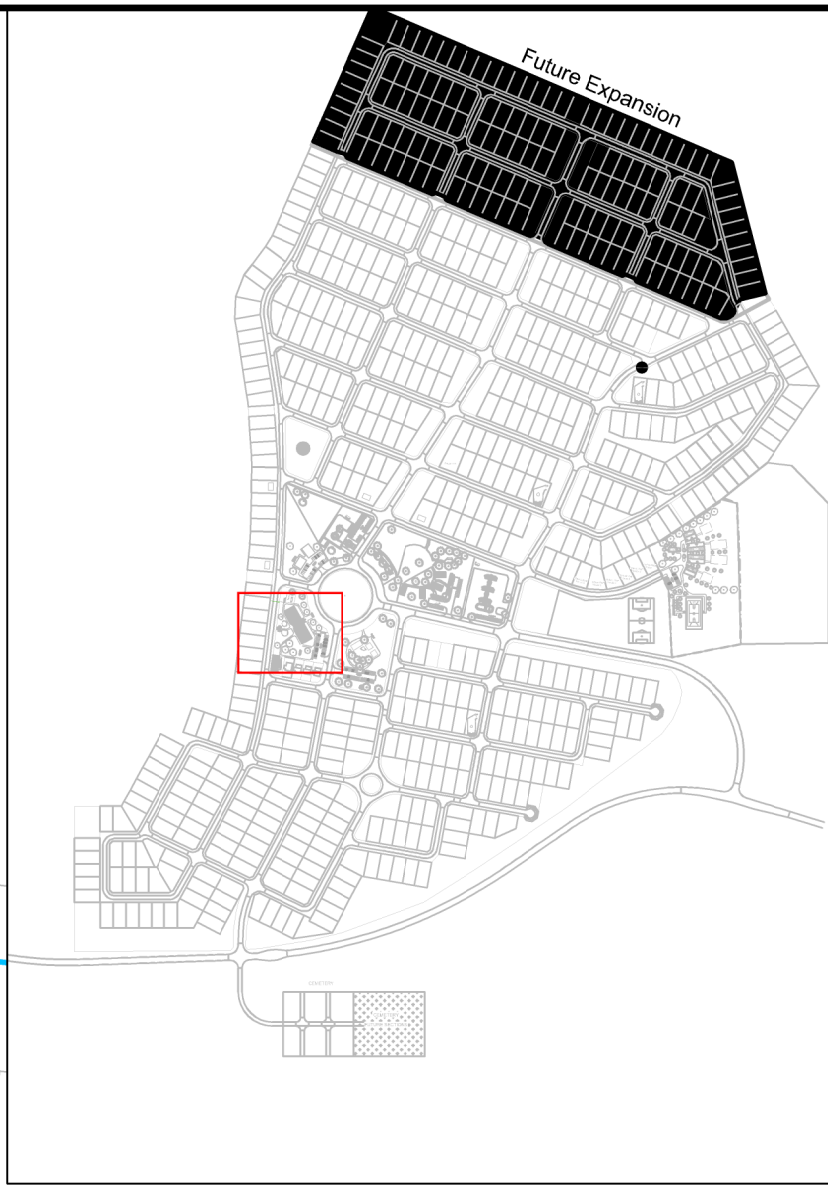
| | |
|--|--------------------|
| DRAWING NUMBER C00290-00-WW-DRD-0034-001 | REV NO 0 |
|--|--------------------|

| |
|---|
| ANADARKO DRAWING NUMBER EA-MZ-CI0100-WOR-E05-00196-01 |
|---|





| REFERENCES | |
|-------------------------------|--|
| ANADARKO DRAWING NO. | DRAWING DESCRIPTION |
| EA-MZ-CI0100-WOR-E05-00195-02 | COMMUNITY FACILITIES: CLINIC: DETAILS OF TOILET FACILITIES SHEET 2 OF 3 |
| EA-MZ-CI0100-WOR-E05-00195-03 | COMMUNITY FACILITIES: CLINIC: DETAILS OF SEPTIC TANK INSTALLATION SHEET 3 OF 3 |
| EA-MZ-CI0000-WOR-E05-00033-02 | DETAILS OF CONNECTIONS SHEET 2 OF 3 |
| EA-MZ-CI0000-WOR-E05-00060-01 | DETAILS OF COMMUNITY WATER DRINKING FOUNTAIN INSTALLATION |
| EA-MZ-CI0000-WOR-E05-00047-01 | TYPICAL STAND PIPE DETAILS |
| EA-MZ-CI0000-WOR-E05-00066-01 | TYPICAL TRENCH DETAILS |
| EA-MZ-CI0100-WOR-E05-00109-01 | COMMUNITY FACILITIES : CLINIC: INTERNAL RETICULATIONS |



SCALE FOR REDUCED PLAN
0 10 20 30 40 50
50mm ON ORIGINAL DRAWING

NOTES

1. ALL DIMENSIONS ARE IN MILLIMETRES UNLESS OTHERWISE STATED ON DRAWING.

LEGEND

- SEWER/WASTE WATER PIPES
- SEPTIC TANK
- SOAK AWAY
- WATER PIPES
- WATER FOUNTAIN
- STAND PIPE
- WATER METER BOX

ISSUED FOR CONSTRUCTION

WorleyParsons RSA retains the copyright in all intellectual property, including designs and/or documents prepared in terms of this appointment for the project covered by the appointment. The client may use the designs and/or documents for the sole purpose of their intended use on this project only subject to payment for the design having been received. Use for any other purpose, whether or not the design and/or documents have been paid for constitutes an infringement of copyright, and all rights are reserved.

All dimensions must be verified on site before the works commence. Refer any discrepancies to the Engineer. Copyright reserved

| REVISIONS | | | | |
|-----------|----------|---------|---------|----------------------------|
| NO. | DATE | CHECKED | DONE BY | DESCRIPTION |
| A | 08/09/15 | LL | BvS | ISSUED FOR INTERNAL REVIEW |
| B | 14/09/15 | LL | BvS | ISSUED FOR DETAIL DESIGN |
| C | 30/09/15 | LL | BvS | ISSUED FOR SQUAD CHECK |
| D | 06/10/15 | LL | BvS | ISSUED FOR CLIENT REVIEW |
| E | 02/11/15 | LL | BvS | ISSUED FOR CLIENT APPROVAL |
| O | 03/12/15 | LL | BvS | ISSUED FOR CONSTRUCTION |

WorleyParsons
resources & energy

39 MELROSE BOULEVARD, MELROSE ARCH, JOHANNESBURG
P.O. Box 61232, MARSHALLTOWN, 2107
TEL: +27 (0)11 218 3000
FAX: +27(0)11 218 3100
www.worleyparsons.com
WorleyParsons RSA (Pty) Ltd.

| NAME | SIGNATURE | DATE |
|-----------------------------------|-----------|------------|
| DRAWN BY: B v SCHOOR | | 03/12/2015 |
| CHECKED: LH LOUW | | 03/12/2015 |
| DESIGNER: B v SCHOOR | | 03/12/2015 |
| PR ENG: LH LOUW 20090253 | | 03/12/2015 |
| PROJECT ENG MANAGER: L PADAYACHEE | | 03/12/2015 |
| LOCAL PR ENG: | | |
| CLIENT: | | |


MOZAMBIQUE
GAS DEVELOPMENT PROJECT

Anadarko
Moçambique Área 1, Lda

PROJECT
**AMA 1
RESETTLEMENT
VILLAGE**

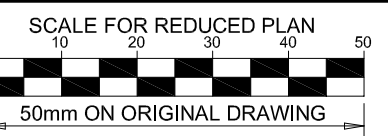
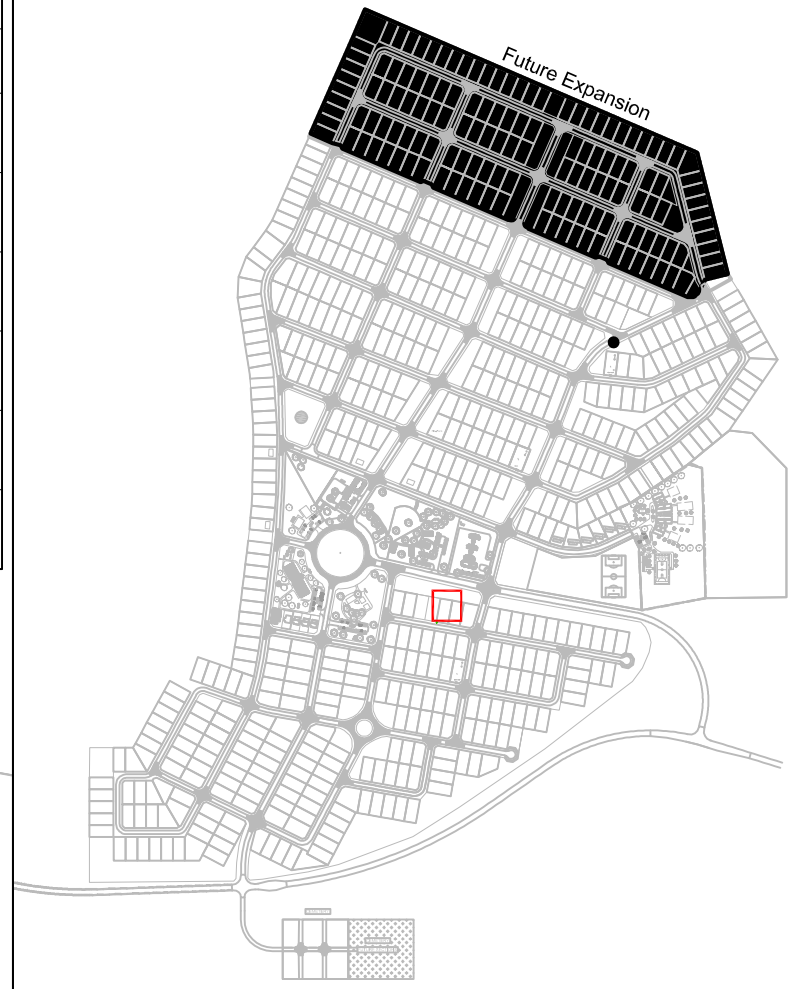
DRAWING DESCRIPTION
**COMMUNITY FACILITIES:
CLINIC:
WATER AND SANITATION
LAYOUT
SHEET 1 OF 3**

| | |
|---|------------------------------|
| SCALE NOT TO SCALE ORIGINAL DWG SIZE A1 | DATE DECEMBER 2015 |
| DRAWING NUMBER C00290-00-WW-DRD-0023-001 | REV NO 0 |
| ANADARKO DRAWING NUMBER EA-MZ-CI0100-WOR-E05-00195-01 | |



REFERENCES

| ANADARKO DRAWING NO. | DRAWING DESCRIPTION |
|-------------------------------|--|
| EA-MZ-CI0100-WOR-E05-00059-02 | COMMUNITY FACILITIES: CHURCH: DETAILS OF TOILET FACILITIES SHEET 2 OF 3 |
| EA-MZ-CI0100-WOR-E05-00059-03 | COMMUNITY FACILITIES: CHURCH: DETAILS OF SEPTIC TANK INSTALLATION SHEET 3 OF 3 |
| EA-MZ-CI0000-WOR-E05-00033-02 | DETAILS OF CONNECTIONS SHEET 2 OF 3 |
| EA-MZ-CI0000-WOR-E05-00047-01 | TYPICAL STAND PIPE DETAILS |
| EA-MZ-CI0000-WOR-E05-00066-01 | TYPICAL TRENCH DETAILS |
| EA-MZ-CI0100-WOR-E05-00147-01 | COMMUNITY FACILITIES: CHURCH: PUBLIC TOILETS: INTERNAL RETICULATIONS |



NOTES

- ALL DIMENSIONS ARE IN MILLIMETRES UNLESS OTHERWISE STATED ON DRAWING.

LEGEND

| | |
|--|----------------------|
| | SANITATION PVC PIPES |
| | SEPTIC TANK |
| | SOAK AWAY |
| | WATER PIPE HDPE |
| | WATER FOUNTAIN |
| | STAND PIPE |
| | WATER METER BOX |

ISSUED FOR CONSTRUCTION

WorleyParsons RSA retains the copyright in all Intellectual property, including designs and/or documents prepared in terms of this appointment for the project covered by the appointment. The client may use the designs and/or documents for the sole purpose of their intended use on this project only subject to payment for the design having been received. Use for any other purpose, whether or not the design and/or documents have been paid for constitutes an infringement of copyright, and all rights are reserved.

All dimensions must be verified on site before the works commence. Refer any discrepancies to the Engineer. Copyright reserved

REVISIONS

| NO. | DATE | CHECKED | DONE BY | DESCRIPTION |
|-----|----------|---------|---------|----------------------------|
| A | 15/10/15 | LL | BvS | ISSUED FOR INTERNAL REVIEW |
| B | 16/10/15 | LL | BvS | ISSUED FOR DETAIL DESIGN |
| C | 22/10/15 | LL | BvS | ISSUED FOR SQUAD CHECK |
| D | 23/10/15 | LL | BvS | ISSUED FOR CLIENT REVIEW |
| E | 06/11/15 | LL | WvS | ISSUED FOR CLIENT APPROVAL |
| O | 03/12/15 | LL | WvS | ISSUED FOR CONSTRUCTION |



WorleyParsons

resources & energy

39 MELROSE BOULEVARD, MELROSE ARCH, JOHANNESBURG
P.O. Box 61232, MARSHALLTOWN, 2107
TEL: +27 (0)11 218 3000
FAX: +27(0)11 218 3100
www.worleyparsons.com
WorleyParsons RSA (Pty) Ltd.

| | NAME | SIGNATURE | DATE |
|----------------------------|---------------------|-----------|------------|
| DRAWN BY: | B v SCHOOR | | 03/12/2015 |
| CHECKED: | LH LOUW | | 03/12/2015 |
| DESIGNER: | B v SCHOOR | | 03/12/2015 |
| PR ENG: | LH LOUW 20090253 | | 03/12/2015 |
| PROJECT ENG MANAGER: | L PADAYACHEE | | 03/12/2015 |
| LOCAL PR ENG: | | | |
| CLIENT: | | | |

CLIENT



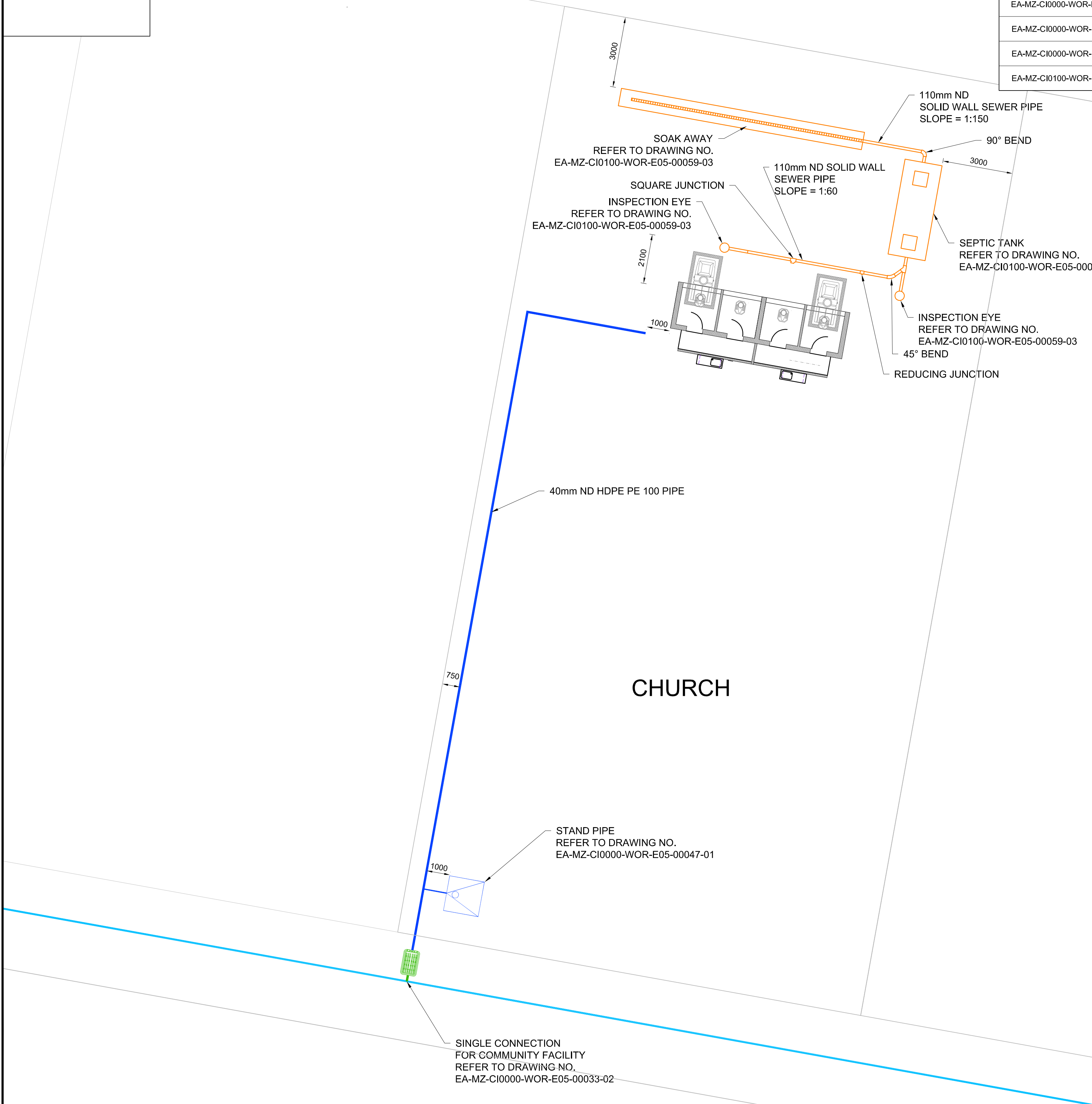
PROJECT
**AMA 1
RESETTLEMENT
VILLAGE**

DRAWING DESCRIPTION
**COMMUNITY FACILITIES:
CHURCH:
WATER AND SANITATION
LAYOUT**
SHEET 1 OF 3

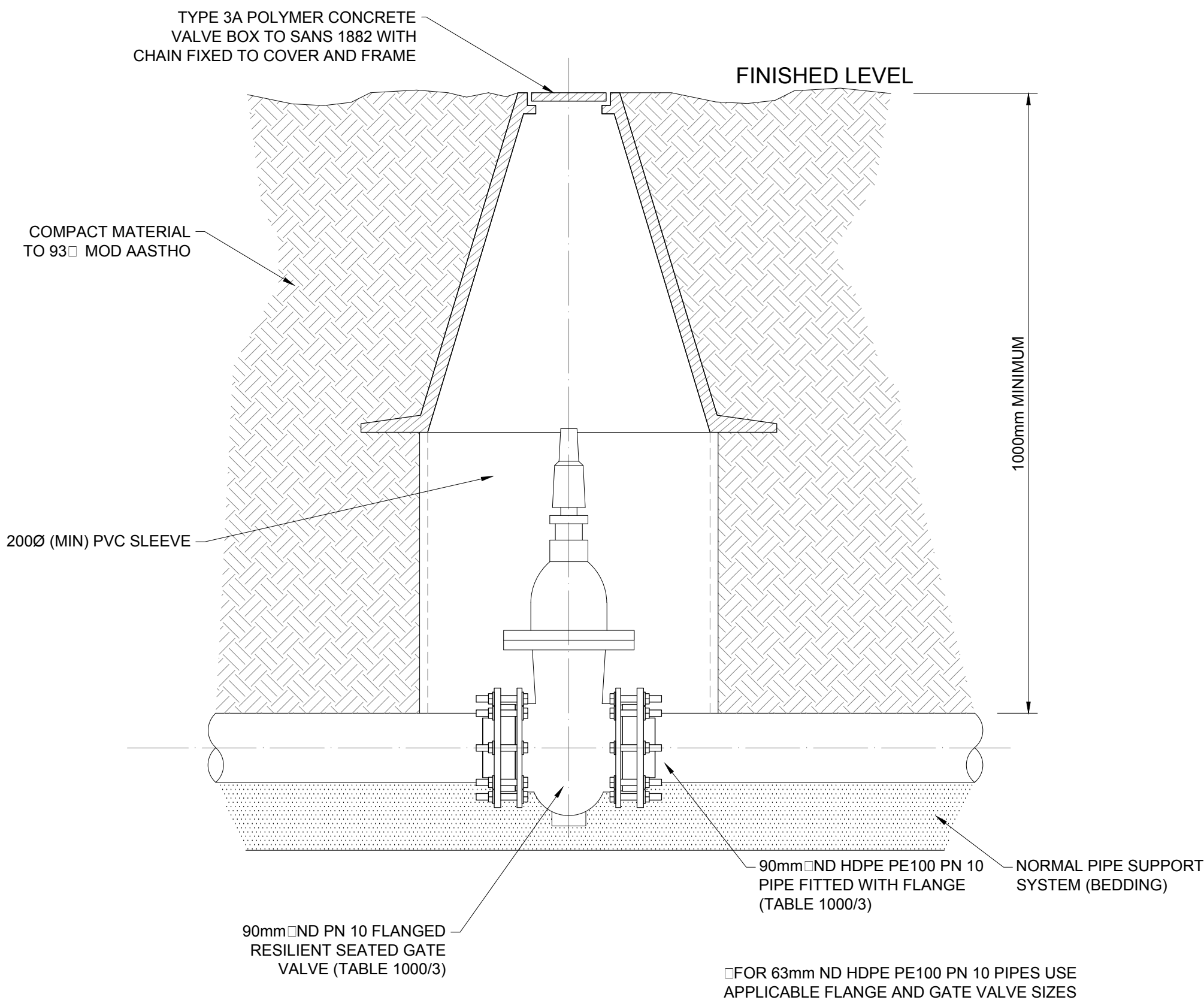
| | |
|---|-----------------------|
| SCALE NOT TO SCALE ORIGINAL DWG SIZE A1 | DATE DECEMBER 2015 |
|---|-----------------------|

| | |
|---|-------------|
| DRAWING NUMBER C00290-00-WW-DAL-0012-001 | REV NO 0 |
|---|-------------|

| |
|--|
| ANADARKO DRAWING NUMBER EA-MZ-CI0100-WOR-E05-00059-01 |
|--|

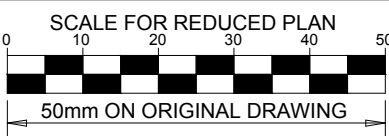


CHURCH
NOT TO SCALE



ISOLATING VALVE AND CHAMBER DETAIL
NOT TO SCALE

| REFERENCES | |
|-------------------------------|--|
| ANADARKO DRAWING NO. | DRAWING DESCRIPTION |
| EA-MZ-CI0000-WOR-E04-00073-01 | WATER RETICULATION LAYOUT |
| EA-MZ-CI0000-WOR-E04-00074-01 | WATER RETICULATION KEY PLAN |
| EA-MZ-CI0000-WOR-E04-00075-01 | WATER RETICULATION LAYOUT SHEET 1 OF 2 |
| EA-MZ-CI0000-WOR-E04-00076-02 | WATER RETICULATION LAYOUT SHEET 2 OF 2 |




NOTES

ISSUED FOR CONSTRUCTION


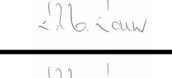
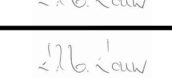


WorleyParsons RSA retains the copyright in all intellectual property, including designs and/or documents prepared in terms of this appointment for the project covered by the appointment. The client may use the designs and/or documents for the sole purpose of their intended use on this project only subject to payment for the design having been received. Use for any other purpose, whether or not the design and/or documents have been paid for constitutes an infringement of copyright, and all rights are reserved.

All dimensions must be verified on site before the works commence. Refer any discrepancies to the Engineer. Copyright reserved

| REVISIONS | | | | |
|-----------|----------|---------|---------|----------------------------|
| NO. | DATE | CHECKED | DONE BY | DESCRIPTION |
| A | 13/08/15 | LL | WVS | ISSUED FOR INTERNAL REVIEW |
| B | 07/09/15 | LL | WVS | ISSUED FOR DETAIL DESIGN |
| C | 23/09/15 | LL | WVS | ISSUED FOR SQUAD CHECK |
| D | 05/10/15 | LL | WVS | ISSUED FOR CLIENT REVIEW |
| E | 02/11/15 | LL | WVS | ISSUED FOR CLIENT APPROVAL |
| O | 03/12/15 | LL | WVS | ISSUED FOR CONSTRUCTION |

**WorleyParsons**
resources & energy

39 MELROSE BOULEVARD, MELROSE ARCH, JOHANNESBURG
P.O. Box 61232, MARSHALLTOWN, 2107
TEL: +27 (0)11 218 3000
FAX: +27(0)11 218 3100
www.worleyparsons.com
WorleyParsons RSA (Pty) Ltd.

| | NAME | SIGNATURE | DATE |
|-----------------------|---------------------|---|------------|
| DRAWN BY: | W v STADEN |  | 03/12/2015 |
| CHECKED: | LH LOUW |  | 03/12/2015 |
| DESIGNER: | LH LOUW |  | 03/12/2015 |
| PR ENG: | LH LOUW 20090253 |  | 03/12/2015 |
| PROJECT ENG. MANAGER: | L PADAYACHEE |  | 03/12/2015 |
| LOCAL PR ENG: | | | |
| CLIENT: | | | |

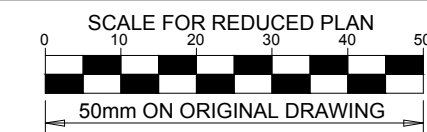
CLIENT



PROJECT
AMA 1
RESETTLEMENT
VILLAGE

DRAWING DESCRIPTION
DETAILS OF ISOLATING
VALVE INSTALLATION
AND CHAMBER:
WATER RETICULATION
NETWORK

| | |
|--|-----------------------|
| SCALE AS SHOWN ORIGINAL DWG SIZE A1 | DATE DECEMBER 2015 |
| DRAWING NUMBER C00290-00-WW-DRD-0010-001 | REV NO 0 |
| ANADARKO DRAWING NUMBER EA-MZ-CI0000-WOR-E11-00002-01 | |



NOTES

- ALL DIMENSIONS ARE IN MILLIMETRES UNLESS OTHERWISE SHOWN.
- ALL HDPE PIPES AND FITTINGS MUST COMPLY WITH SANS ISO 4427.
- CORROSION PROTECTION:
STEEL PIPES, SPECIALS AND FLANGES PASSING THROUGH CHAMBER WALLS AND OUTSIDE CHAMBERS (SOIL), TO BE TAPE WRAPPED.
- CONCRETE:**
STRENGTH REQUIREMENT AT 28 DAYS:
STRUCTURAL CONCRETE GRADE 30/19 MPa.
BLINDING AND MASS CONCRETE FILLING GRADE 15/19 MPa.
FINISHES:
ROUGH: CONCEALED SURFACES BELOW FINISHED GROUND LEVEL, EXCEPT INSIDE CHAMBERS. REFER TO THE SPECIFICATIONS.
SMOOTH: ALL SURFACE FINISHES NOT CLASSIFIED AS "ROUGH" ABOVE SHALL BE CLASSIFIED AS "SMOOTH". REFER TO THE SPECIFICATIONS.
ALL EXPOSED EDGES TO HAVE 20 x 20mm CHAMFERS.
- ALL STEEL BOLTS, NUTS AND ANCHOR BOLTS INTO CONCRETE SHALL BE STAINLESS STEEL GRADE 304.

ISSUED FOR CONSTRUCTION

WorleyParsons RSA retains the copyright in all intellectual property, including designs and/or documents prepared in terms of this appointment for the project covered by the appointment. The client may use the designs and/or documents for the sole purpose of their intended use on this project only subject to payment for the design having been received. Use for any other purpose, whether or not the design and/or documents have been paid for constitutes an infringement of copyright, and all rights are reserved.

All dimensions must be verified on site before the works commence. Refer any discrepancies to the Engineer. Copyright reserved

REVISIONS

| NO. | DATE | CHECKED BY | DONE BY | DESCRIPTION |
|-----|----------|------------|---------|----------------------------|
| A | 24/07/15 | LL | WVS | ISSUED FOR INTERNAL REVIEW |
| B | 06/08/15 | LL | WVS | ISSUED FOR DETAIL DESIGN |
| C | 29/09/15 | LL | WVS | ISSUED FOR SQUAD CHECK |
| D | 05/10/15 | LL | WVS | ISSUED FOR CLIENT REVIEW |
| E | 02/11/15 | LL | WVS | ISSUED FOR CLIENT APPROVAL |
| 0 | 03/12/15 | LL | WVS | ISSUED FOR CONSTRUCTION |

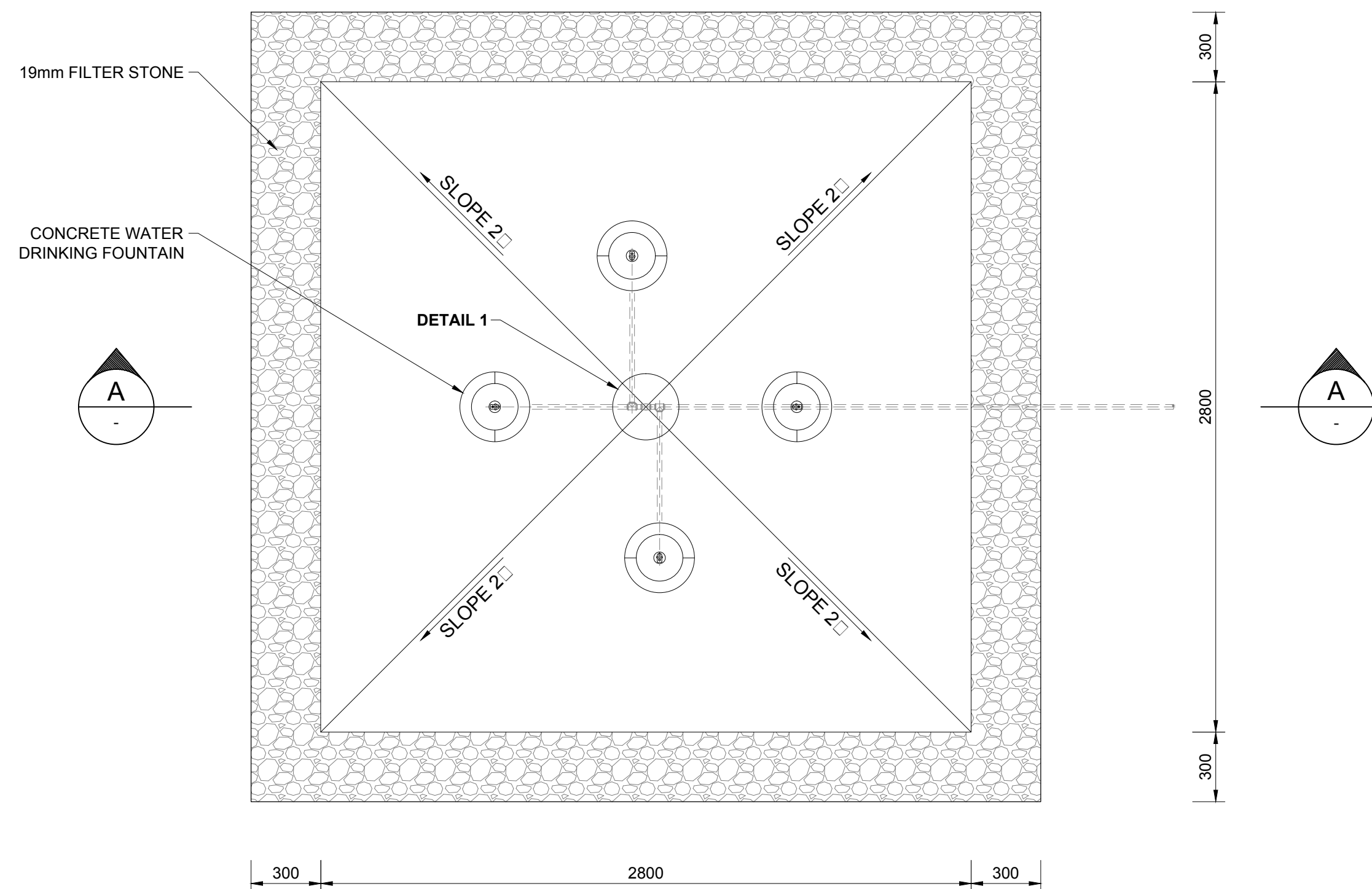
WorleyParsons
resources & energy
39 MELROSE BOULEVARD, MELROSE ARCH, JOHANNESBURG
P.O. Box 61232, MARSHALLTOWN, 2107
TEL: +27 (0)11 218 3000
FAX: +27(0)11 218 3100
www.worleyparsons.com
WorleyParsons RSA (Pty) Ltd.

| | NAME | SIGNATURE | DATE |
|-----------------------|---------------------|-----------|------------|
| DRAWN BY: | W v STADEN | | 03/12/2015 |
| CHECKED: | LH LOUW | | 03/12/2015 |
| DESIGNER: | LH LOUW | | 03/12/2015 |
| PR ENG: | LH LOUW 20090253 | | 03/12/2015 |
| PROJECT ENG. MANAGER: | L PADAYACHEE | | 03/12/2015 |
| LOCAL PR ENG: | | | |
| CLIENT: | | | |

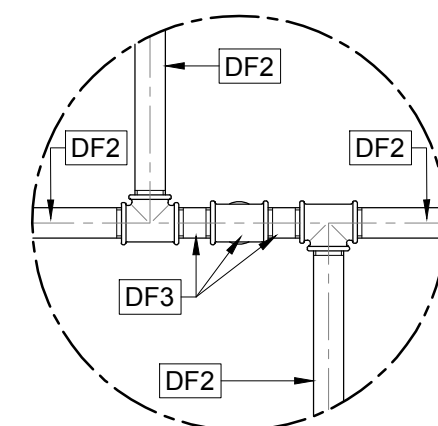


PROJECT
**AMA 1
RESETTLEMENT
VILLAGE**
DRAWING DESCRIPTION
**DETAILS OF COMMUNITY
WATER DRINKING
FOUNTAIN
INSTALLATION**

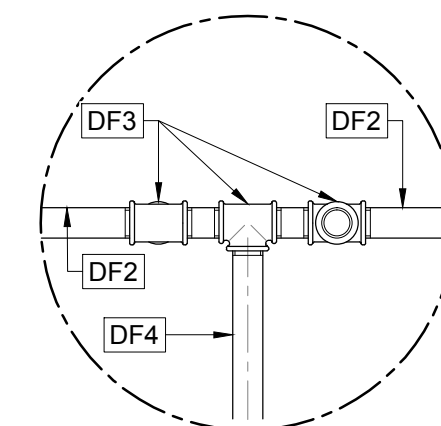
| | |
|--|-----------------------|
| SCALE AS SHOWN ORIGINAL DWG SIZE A1 | DATE DECEMBER 2015 |
| DRAWING NUMBER C00290-00-WW-DRD-0030-001 | REV NO 0 |
| ANADARKO DRAWING NUMBER EA-MZ-CI0000-WOR-E05-00060-01 | |



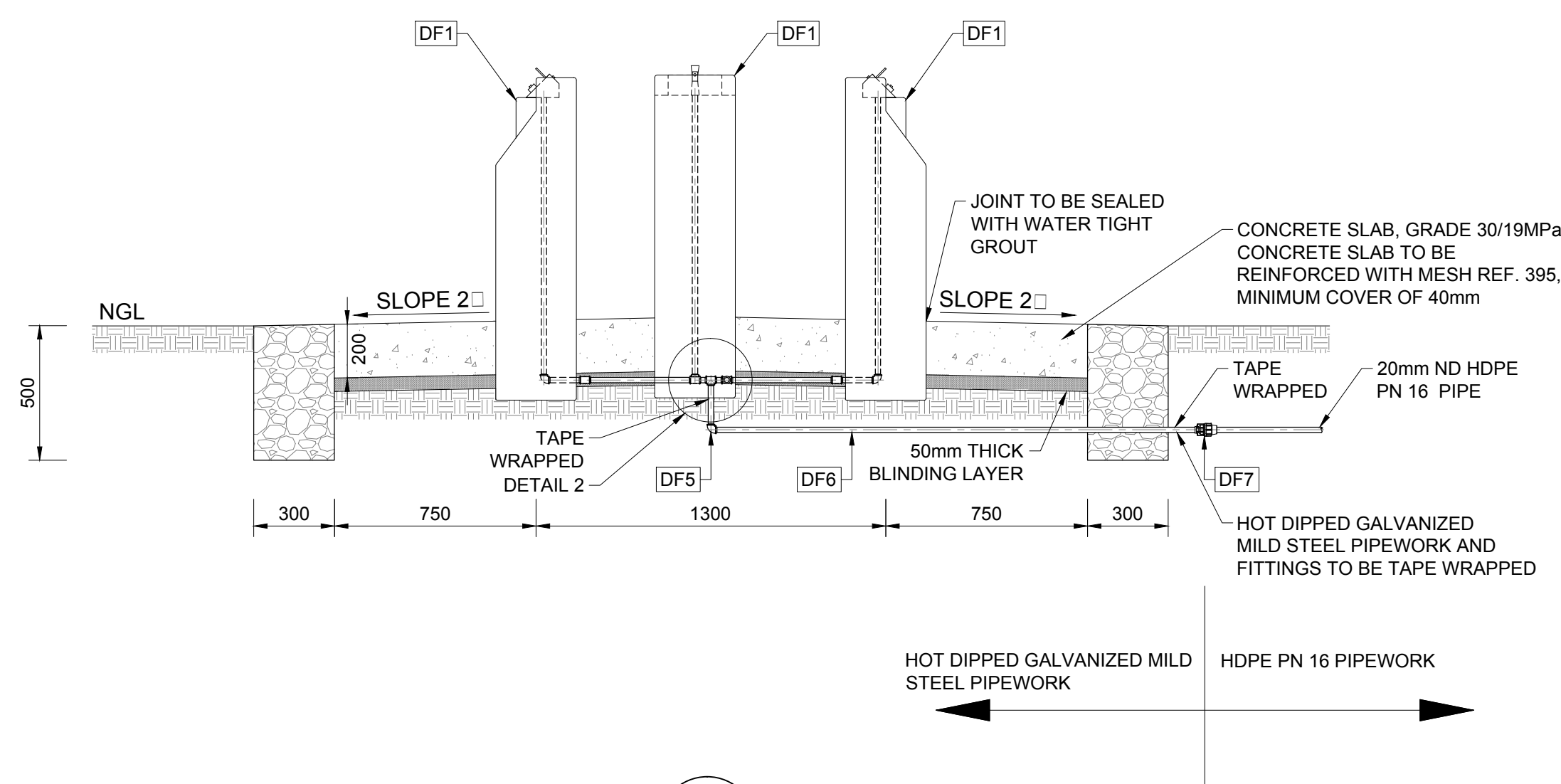
PLAN VIEW OF WATER DRINKING FOUNTAIN FOR COMMUNITY FACILITIES
SCALE 1:20



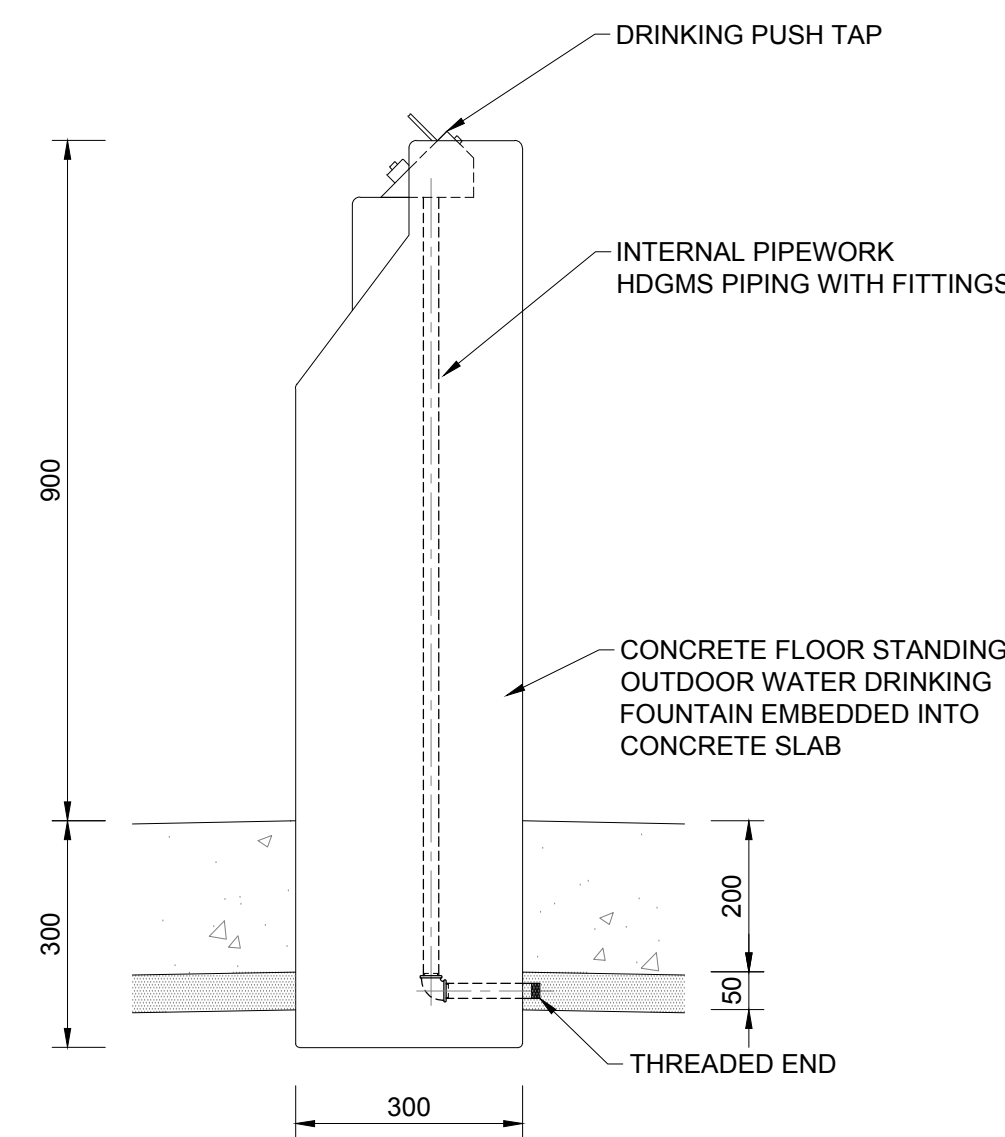
DETAIL 1
SCALE 1:5



DETAIL 2
SCALE 1:5



SECTION A-A
SCALE 1:10



DETAIL 3
SCALE 1:10